

# WEBSTER COUNTY WEEKLY COVID-19 SNAPSHOT

WEEK ENDING DECEMBER 12, 2020



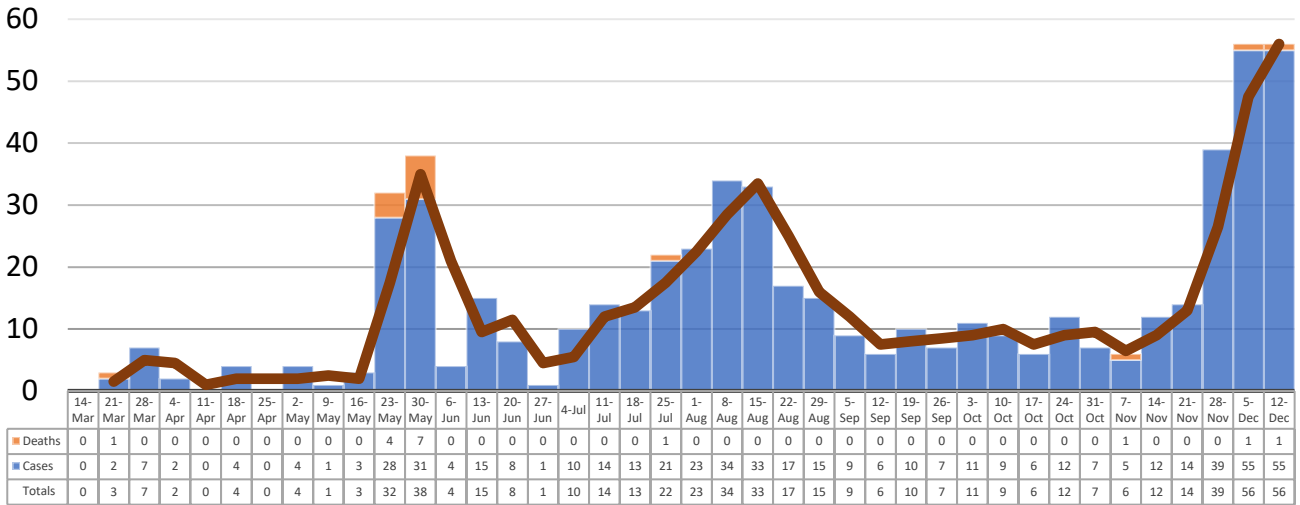
**Total Cases**  
**568**

**Total Deaths**  
**16**

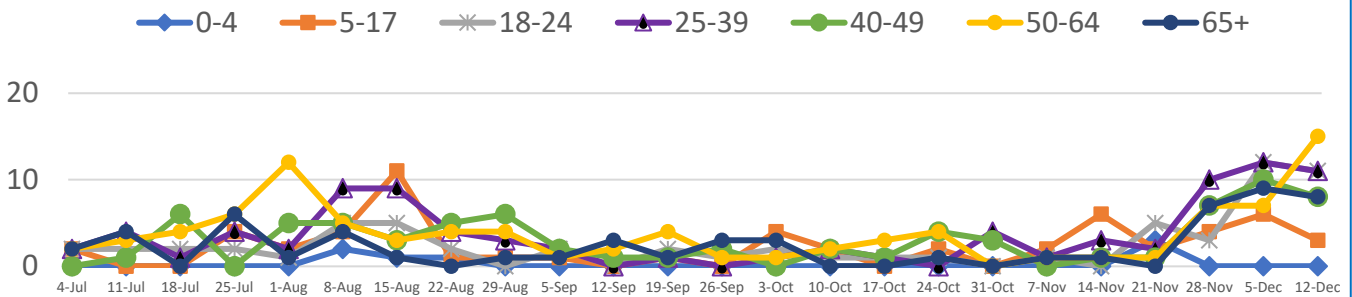
**Total Incidence**  
(cases per 100,000)  
**5862.3**

**\*Test Positivity Rate**  
**21.5%**  
(11/26-12/9)

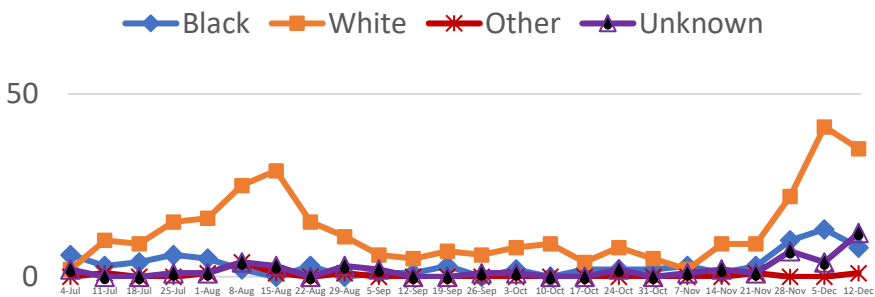
**\*\*Total Cases and Deaths, Through December 12, 2020**



**Total Cases, By Age**  
**July-December 2020 (End of Week)**



**Total Cases, By Race**  
**July-December 2020 (End of Week)**



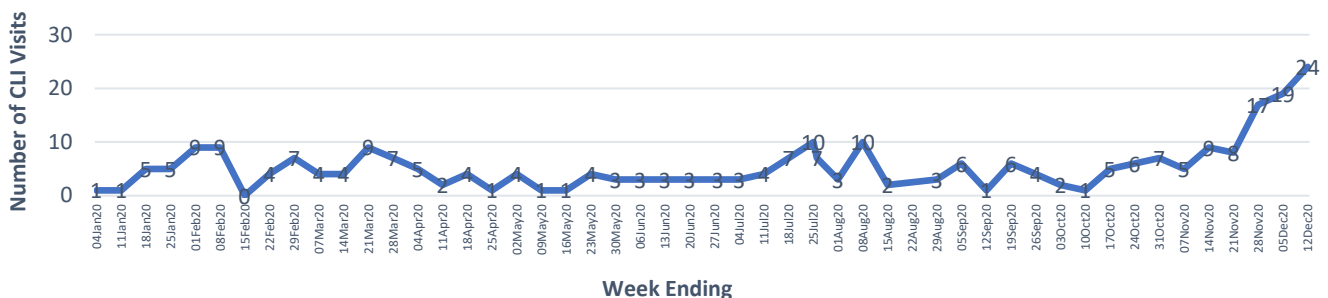
**12/6/2020 – 12/12/2020**

# Cases via Suspected Community Transmission	51
# Cases via Outbreaks	5

**Outbreak Explanation**

During the week of 12/6-12/12, five (5) cases/patients were associated with outbreaks in Long-Term Care Facilities (LTCF).

**COVID-19-Like Illness (CLI) Visits**  
**Webster County, Mississippi**  
**Jan. 04, 2020 - Dec. 12, 2020**



\*Counties with test percent positivity <5.0% or with <20 tests in past 14 days: Green; test percent positivity 5.0%-10.0% or with <500 tests and <2000 tests/100k and >10% positivity over 14 days: Yellow; >10.0% and not meeting the criteria for "Green" or "Yellow": Red. Test positivity is rounded to the nearest tenth of a percent before classifying. Reference: [Centers for Medicare and Medicaid Services](https://www.cms.gov/medicare/medicaid-support/quality-improvement/medicaid-coverage-and-eligibility)

\*\*Provisional Data: Illnesses occurring during the last two weeks may not yet have been reported and/or represented.