

WEBSTER COUNTY WEEKLY COVID-19 SNAPSHOT

WEEK ENDING DECEMBER 5, 2020



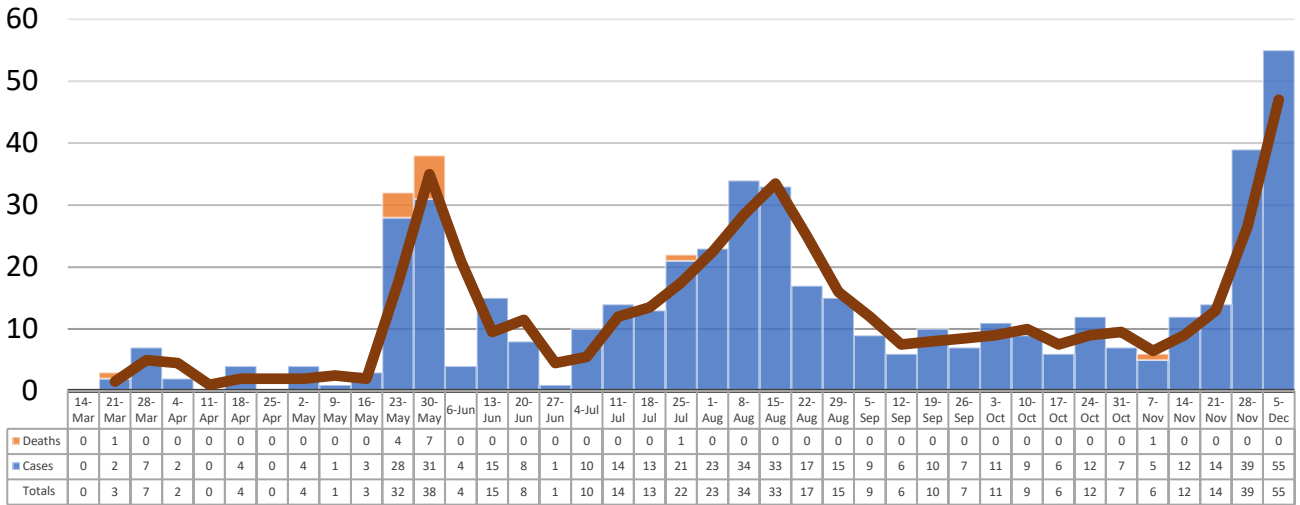
Total Cases
511

Total Deaths
14

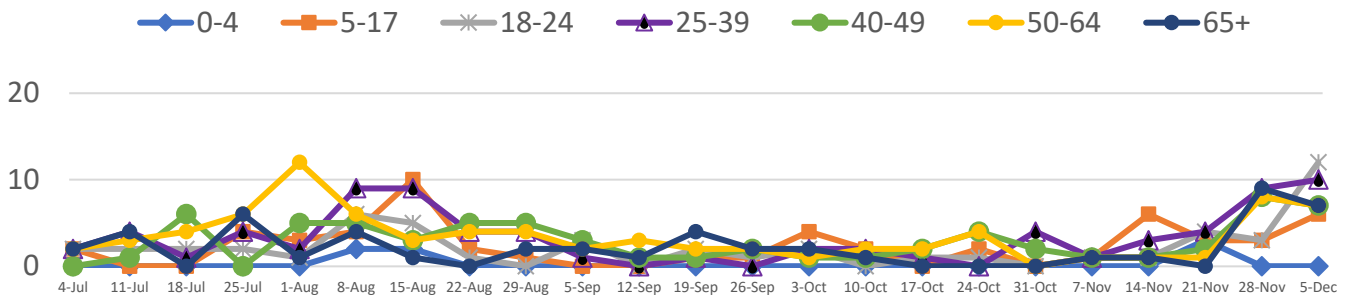
Total Incidence
(cases per 100,000)
5274.0

***Test Positivity Rate**
11.6%
(11/19-12/2)

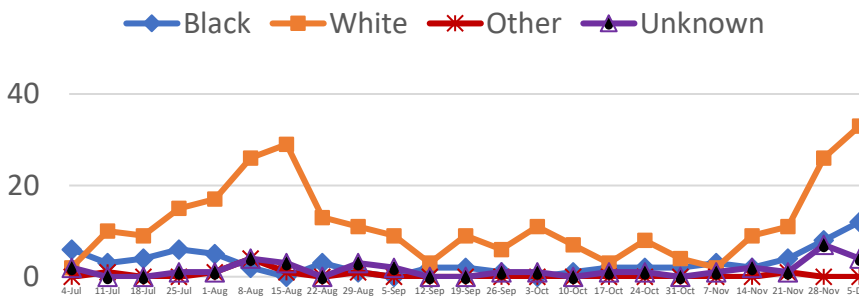
****Total Cases and Deaths, Through December 5, 2020**



Total Cases, By Age July-December 2020 (End of Week)



Total Cases, By Race July-December 2020 (End of Week)



11/29/2020 – 12/5/2020

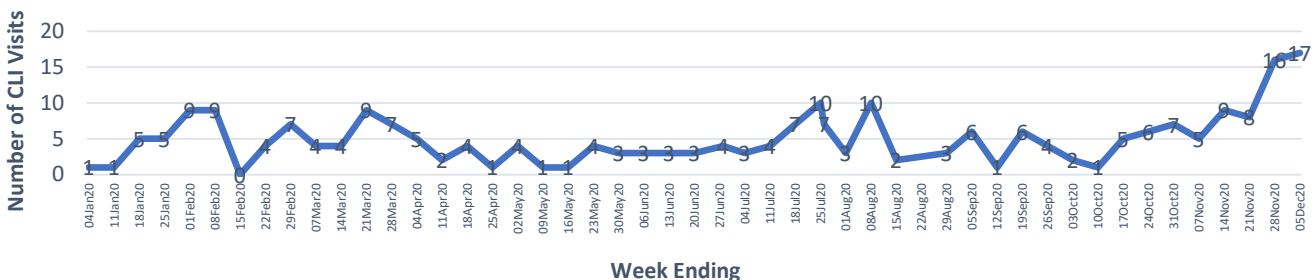
Cases via Suspected Community Transmission: **54**

Cases via Outbreaks: **1**

Outbreak Explanation

During the week of 11/29-12/5, one (1) case/patient was associated with a pending outbreak investigation.

COVID-19-Like Illness (CLI) Visits Webster County, Mississippi Jan. 04, 2020 - Dec. 05, 2020



*Counties with test percent positivity <5.0% or with <20 tests in past 14 days: Green; test percent positivity 5.0%-10.0% or with <500 tests and <2000 tests/100k and >10% positivity over 14 days: Yellow; >10.0% and not meeting the criteria for "Green" or "Yellow": Red. Test positivity is rounded to the nearest tenth of a percent before classifying. Reference: [Centers for Medicare and Medicaid Services](https://www.cms.gov/medicare/coverage/coverage-issues/medicare-and-medicicaid-services)

**Provisional Data: Illnesses occurring during the last two weeks may not yet have been reported and/or represented.