

# LEAKE COUNTY WEEKLY COVID-19 SNAPSHOT

WEEK ENDING DECEMBER 5, 2020



Total Cases

1490

Total Deaths

45

Total Incidence

(cases per 100,000)

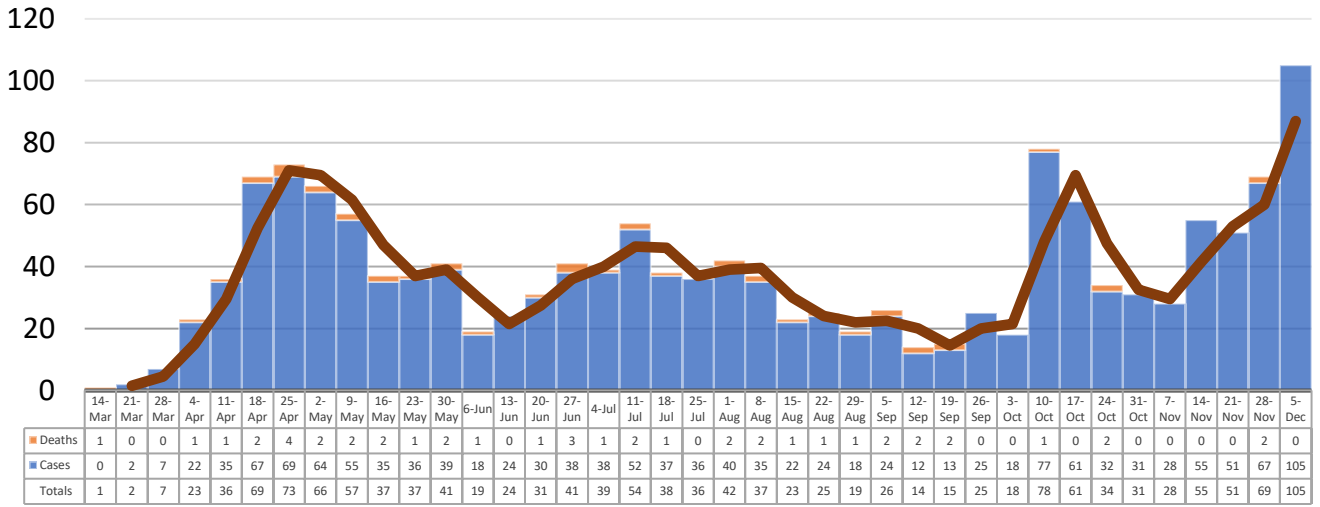
6539.1

\*Test Positivity Rate

18.2%

(11/19-12/2)

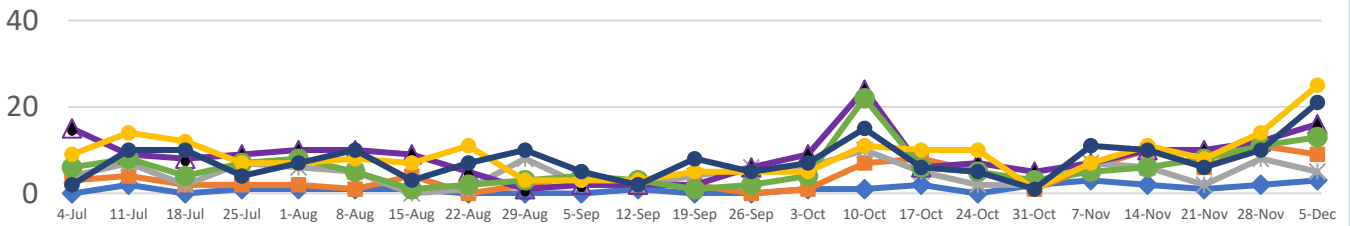
## \*\*Total Cases and Deaths, Through December 5, 2020



## Total Cases, By Age

### July-December 2020 (End of Week)

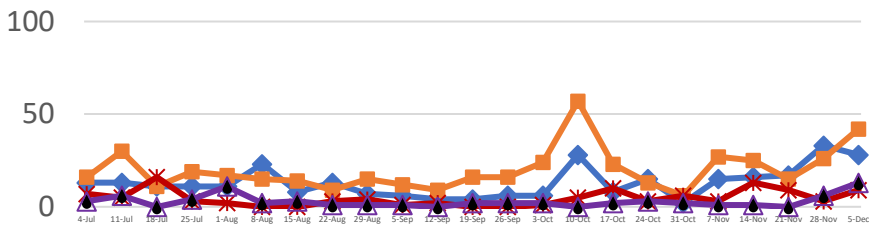
0-4 5-17 18-24 25-39 40-49 50-64 65+



## Total Cases, By Race

### July-December 2020 (End of Week)

Black White Other Unknown



### 11/29/2020 – 12/5/2020

# Cases via Suspected Community Transmission 96

# Cases via Outbreaks 9

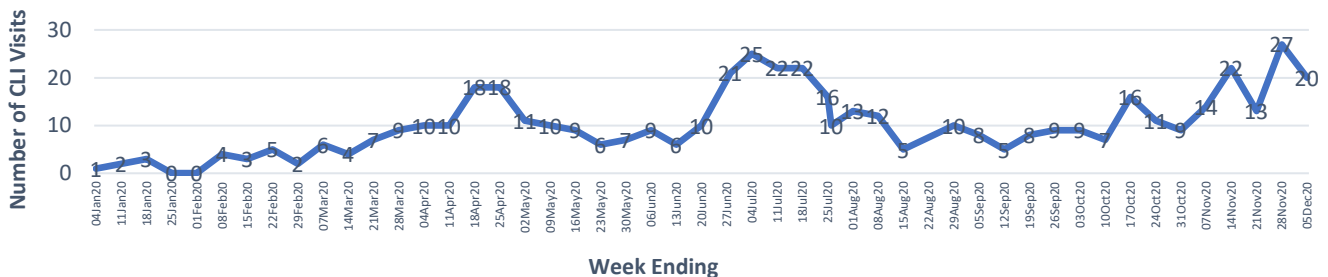
#### Outbreak Explanation

During the week of 11/29-12/5, six (6) cases/patients were associated with outbreaks in Long-Term Care Facilities (LTCF); three (3) cases were pending outbreak investigations.

## COVID-19-Like Illness (CLI) Visits

### Leake County, Mississippi

Jan. 04, 2020 - Dec. 05, 2020



\*Counties with test percent positivity <5.0% or with <20 tests in past 14 days: Green; test percent positivity 5.0%-10.0% or with <500 tests and <2000 tests/100k and >10% positivity over 14 days: Yellow; >10.0% and not meeting the criteria for "Green" or "Yellow": Red. Test positivity is rounded to the nearest tenth of a percent before classifying. Reference: [Centers for Medicare and Medicaid Services](#)

\*\*Provisional Data: Illnesses occurring during the last two weeks may not yet have been reported and/or represented.