

# LEAKE COUNTY WEEKLY COVID-19 SNAPSHOT

WEEK ENDING NOVEMBER 28, 2020



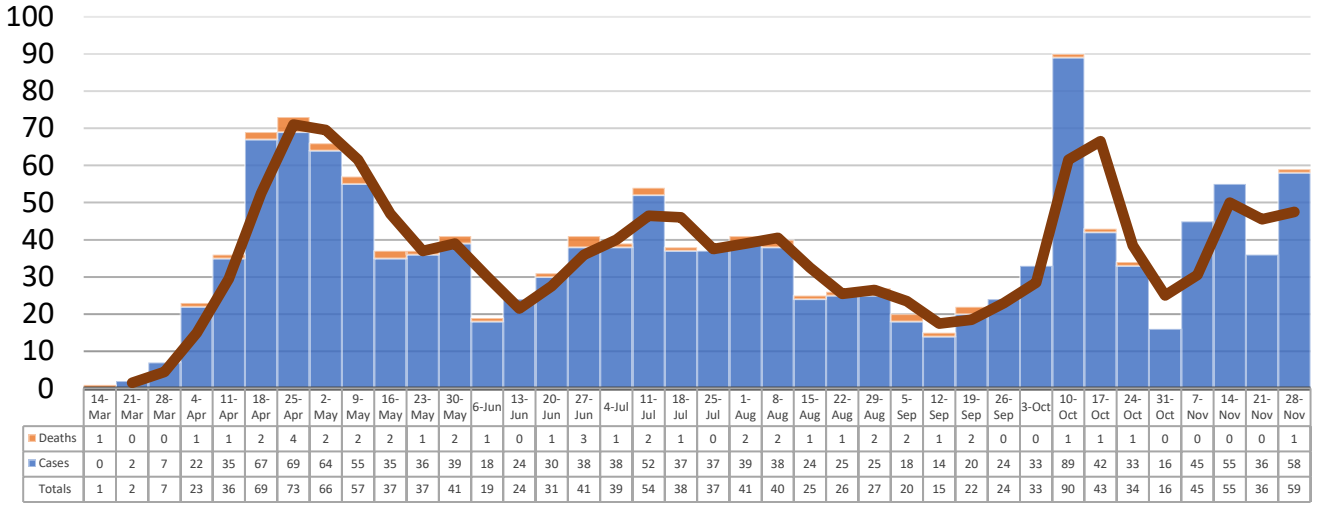
**Total Cases**  
**1383**

**Total Deaths**  
**44**

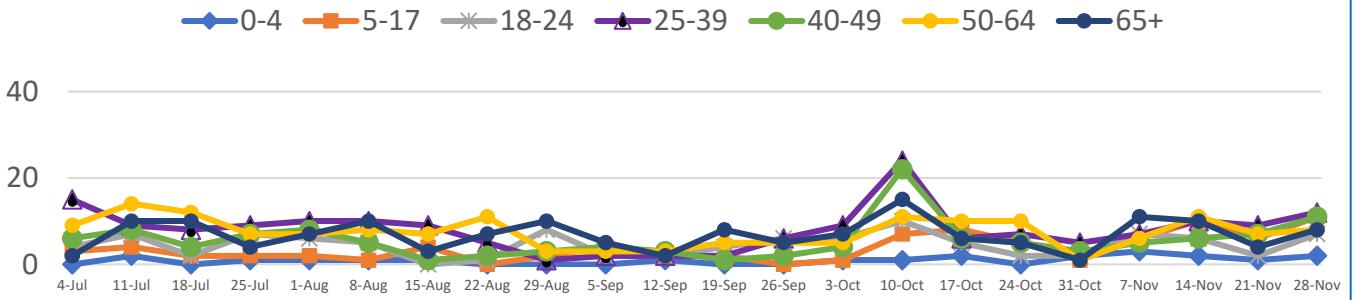
**Total Incidence**  
(cases per 100,000)  
**6069.5**

**\*Test Positivity Rate**  
**11.8%**  
(11/12-11/25)

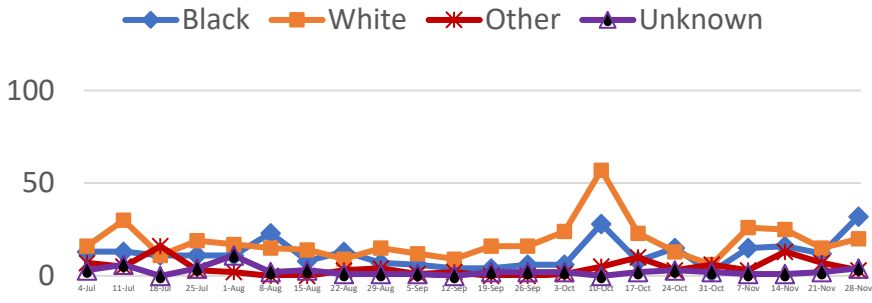
## \*\*Total Cases and Deaths, Through November 28, 2020



## Total Cases, By Age July-November 2020 (End of Week)



## Total Cases, By Race July-November 2020 (End of Week)



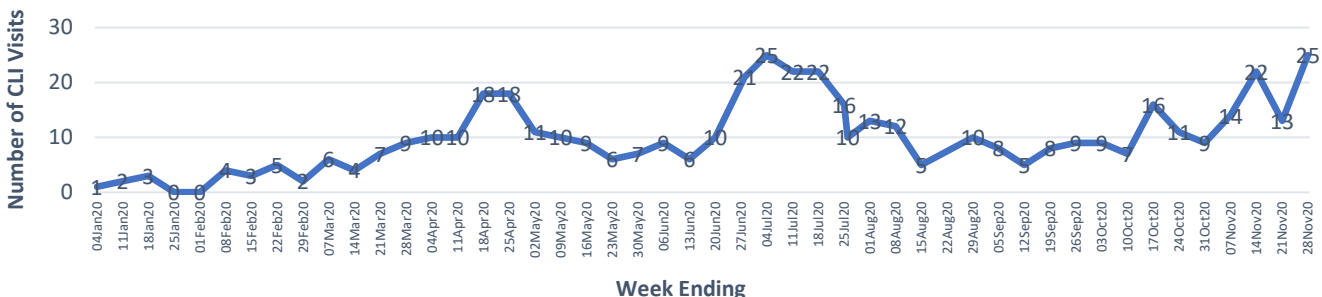
### 11/22/2020 – 11/28/2020

# Cases via Community Transmission	59
# Cases via Outbreaks	0

#### Outbreak Explanation

There were no cases affiliated with an outbreak during the week of 11/22-11/28.

## COVID-19-Like Illness (CLI) Visits Leake County, Mississippi Jan. 04, 2020 - Nov. 28, 2020



\*Counties with test percent positivity <5.0% or with <20 tests in past 14 days: Green; test percent positivity 5.0%-10.0% or with <500 tests and <2000 tests/100k and >10% positivity over 14 days: Yellow; >10.0% and not meeting the criteria for "Green" or "Yellow": Red. Test positivity is rounded to the nearest tenth of a percent before classifying. Reference: [Centers for Medicare and Medicaid Services](#)

\*\*Provisional Data: Illnesses occurring during the last two weeks may not yet have been reported and/or represented.