

LEAKE COUNTY WEEKLY COVID-19 SNAPSHOT



WEEK ENDING NOVEMBER 14, 2020

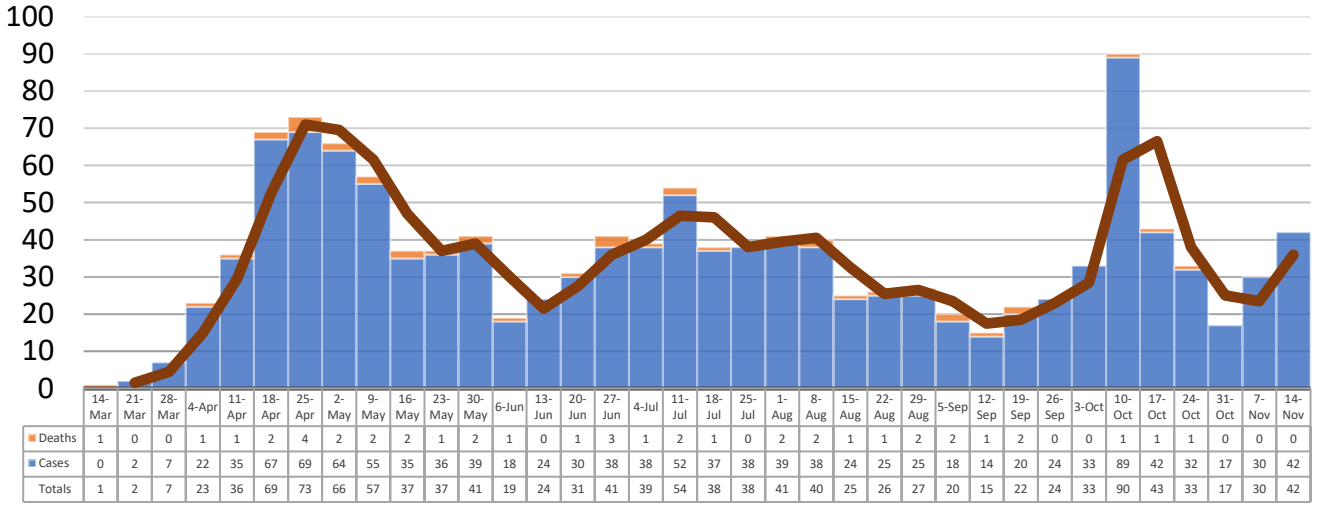
Total Cases
1261

Total Deaths
43

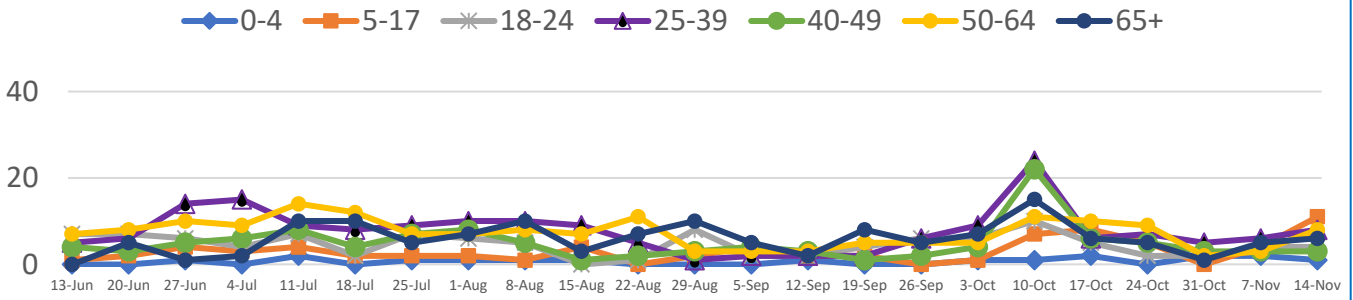
Total Incidence
(cases per 100,000)
5534.1

***Test Positivity Rate**
14.7%
(10/29-11/11)

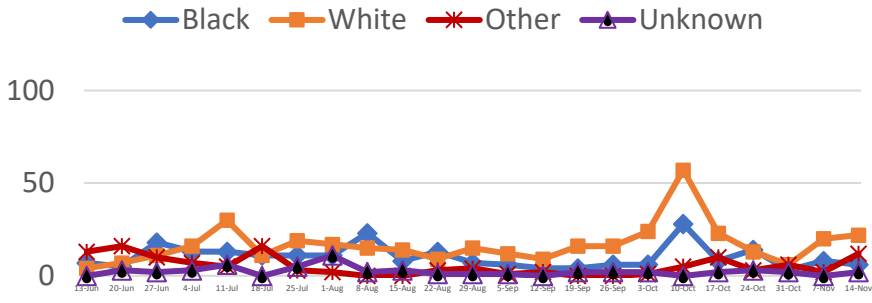
****Total Cases and Deaths, Through November 14, 2020**



Total Cases, By Age
June-November 2020 (End of Week)



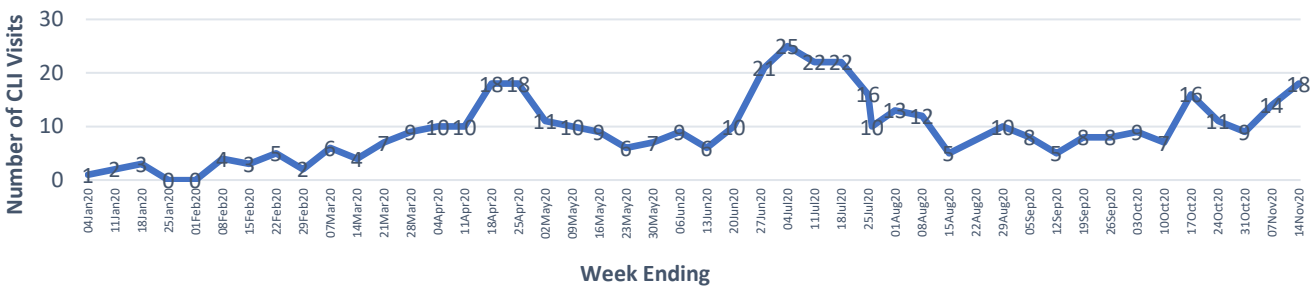
Total Cases, By Race
June-November 2020 (End of Week)



11/8/2020 – 11/14/2020

| | |
|------------------------------------|---------------|
| # Cases via Community Transmission | 41 |
| # Cases via Outbreaks | 1 |
| Type of Outbreak | Number |
| Community-Other | 1 |
| | |
| | |

COVID-19-Like Illness (CLI) Visits
Leake County, Mississippi
Jan. 04, 2020 - Nov. 14, 2020



*Counties with test percent positivity <5.0% or with <20 tests in past 14 days: Green; test percent positivity 5.0%-10.0% or with <500 tests and <2000 tests/100k and >10% positivity over 14 days: Yellow; >10.0% and not meeting the criteria for "Green" or "Yellow": Red. Test positivity is rounded to the nearest tenth of a percent before classifying. Reference: [Centers for Medicare and Medicaid Services](#)

**Provisional Data: Illnesses occurring during the last two weeks may not yet have been reported and/or represented.