

# AMITE COUNTY WEEKLY COVID-19 SNAPSHOT

WEEK ENDING NOVEMBER 7, 2020



Total Cases

442

Total Deaths

14

Total Incidence

(cases per 100,000)

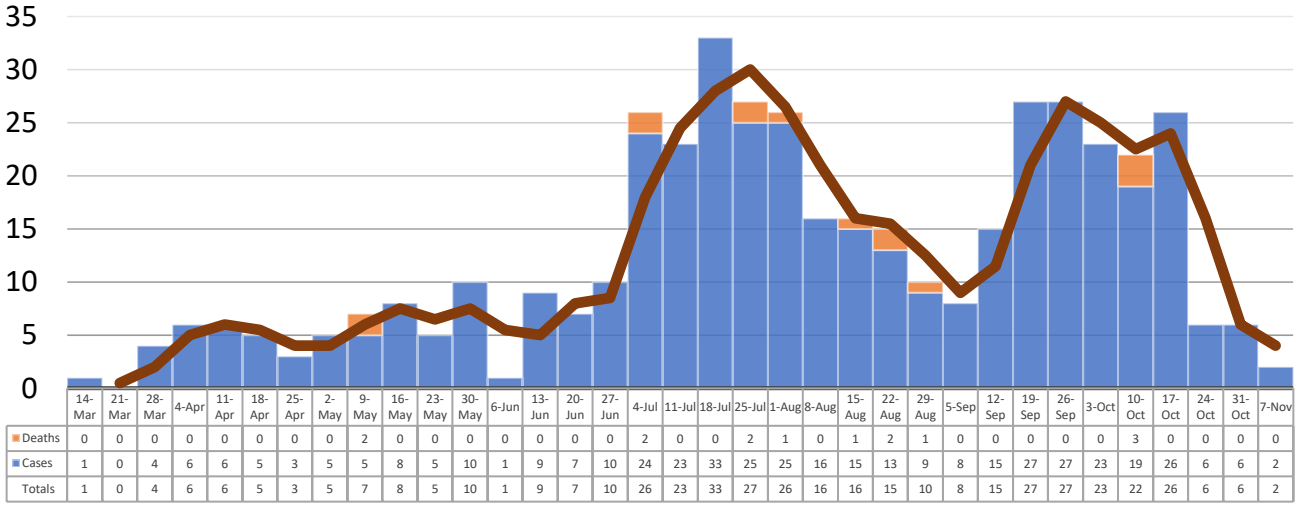
3594.4

\*Test Positivity Rate

5.8%

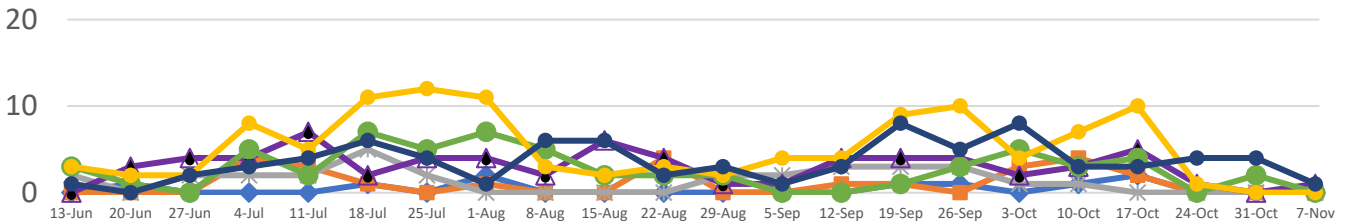
(10/22-11/4)

## \*\*Total Cases and Deaths, Through November 7, 2020



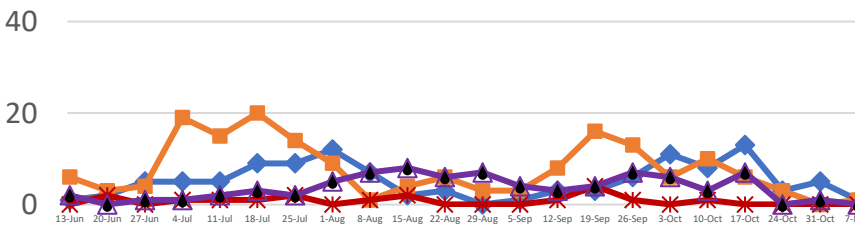
## Total Cases, By Age June-November 2020 (End of Week)

0-4 5-17 18-24 25-39 40-49 50-64 65+



## Total Cases, By Race June-November 2020 (End of Week)

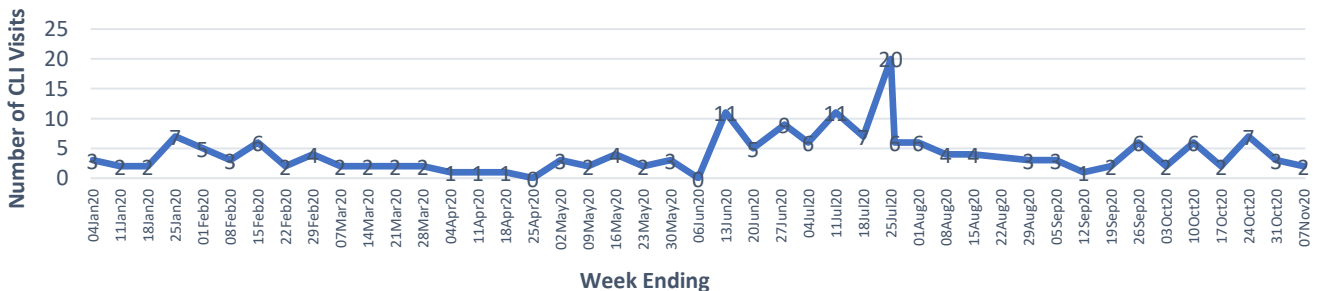
Black White Other Unknown



### 11/1/2020 – 11/7/2020

# Cases via Community Transmission	2
# Cases via Outbreaks	0
<b>Type of Outbreak</b>	<b>Number</b>
NA	

## COVID-19-Like Illness (CLI) Visits Amite County, Mississippi Jan. 04, 2020 - Nov. 07, 2020



\*Counties with test percent positivity <5.0% or with <20 tests in past 14 days: Green; test percent positivity 5.0%-10.0% or with <500 tests and <2000 tests/100k and >10% positivity over 14 days: Yellow; >10.0% and not meeting the criteria for "Green" or "Yellow": Red. Test positivity is rounded to the nearest tenth of a percent before classifying. Reference: [Centers for Medicare and Medicaid Services](#)

\*\*Provisional Data: Illnesses occurring during the last two weeks may not yet have been reported and/or represented.