

KEMPER COUNTY WEEKLY COVID-19 SNAPSHOT

WEEK ENDING OCTOBER 24, 2020



Total Cases

326

Total Deaths

15

Total Incidence

(cases per 100,000)

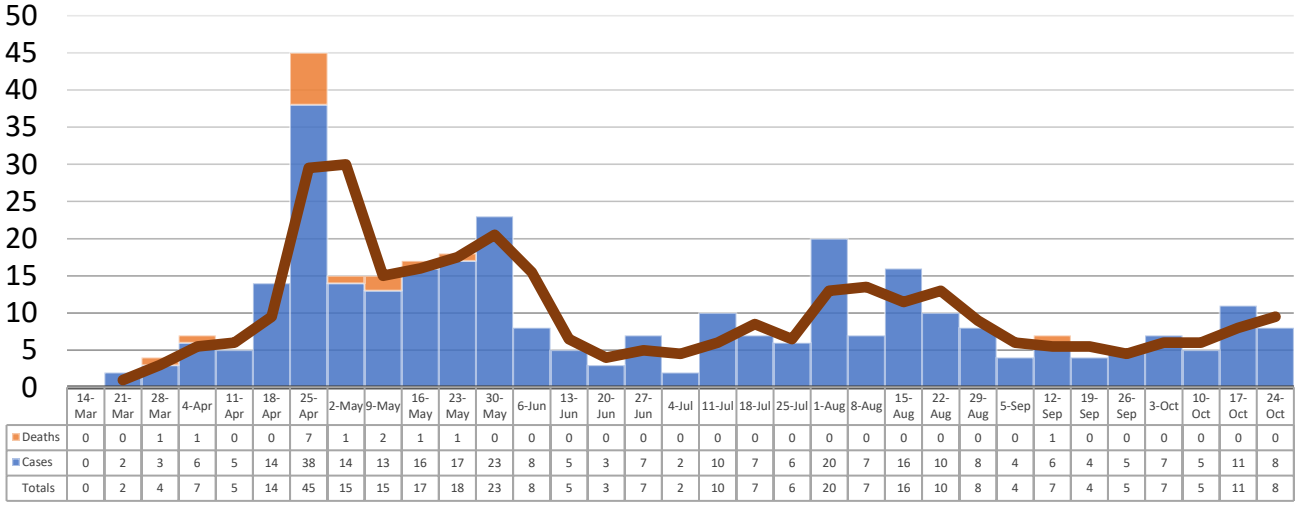
3346.3

*Test Positivity Rate

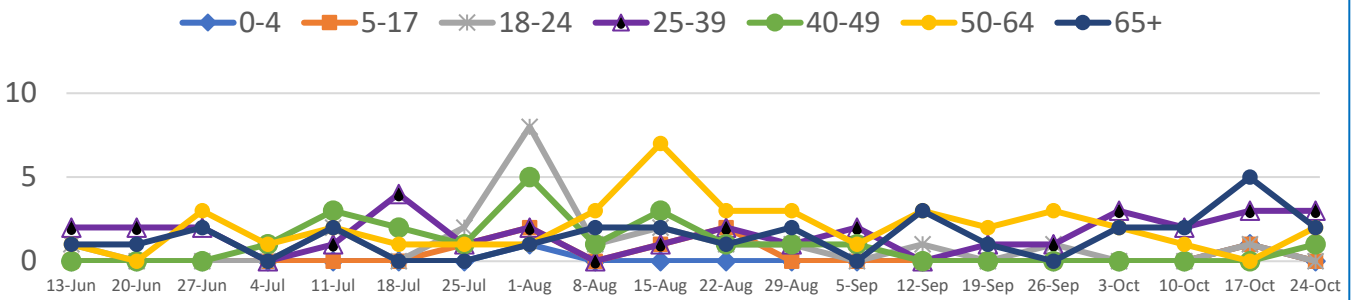
11.4%

(10/8-10/21)

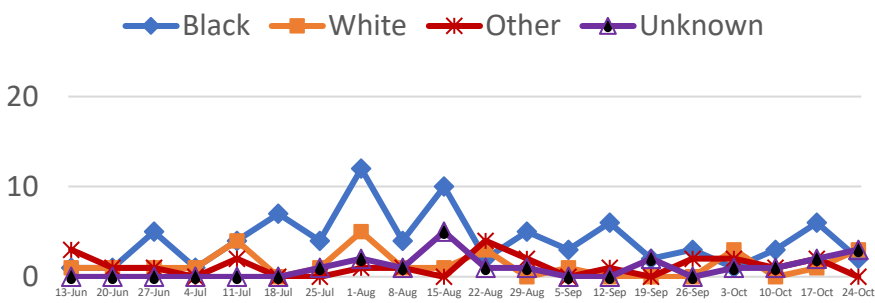
**Total Cases and Deaths, Through October 24, 2020



Total Cases, By Age June-October 2020 (End of Week)



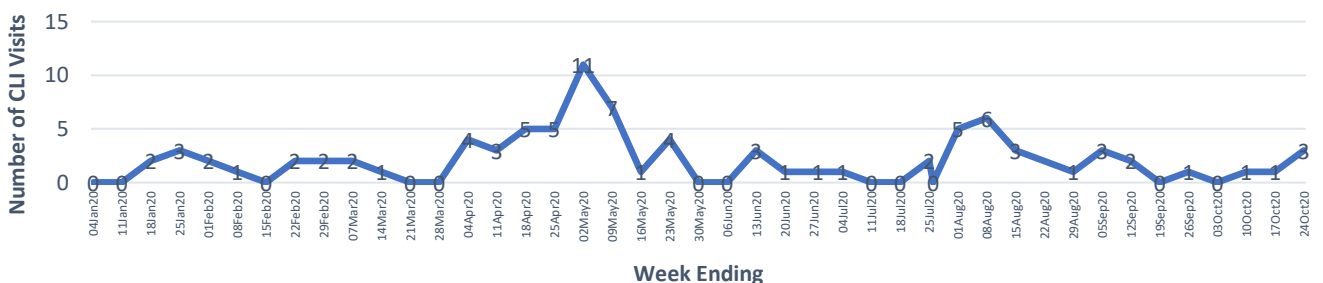
Total Cases, By Race June-October 2020 (End of Week)



10/18/20 – 10/24/2020

# Cases via Community Transmission	7
# Cases via Outbreaks	1
Type of Outbreak(s)	Pending

COVID-19-Like Illness (CLI) Visits Kemper County, Mississippi Jan. 04, 2020 - Oct. 24, 2020



*Counties with test percent positivity <5.0% or with <20 tests in past 14 days: Green; test percent positivity 5.0%-10.0% or with <500 tests and <2000 tests/100k and >10% positivity over 14 days: Yellow; >10.0% and not meeting the criteria for "Green" or "Yellow": Red. Test positivity is rounded to the nearest tenth of a percent before classifying. Reference: [Centers for Medicare and Medicaid Services](#)

**Provisional Data: Illnesses occurring during the last two weeks may not yet have been reported and/or represented.