

# NEWTON COUNTY WEEKLY COVID-19 SNAPSHOT



WEEK ENDING OCTOBER 17, 2020

Total Cases

842

Total Deaths

27

Total Incidence

(cases per 100,000)

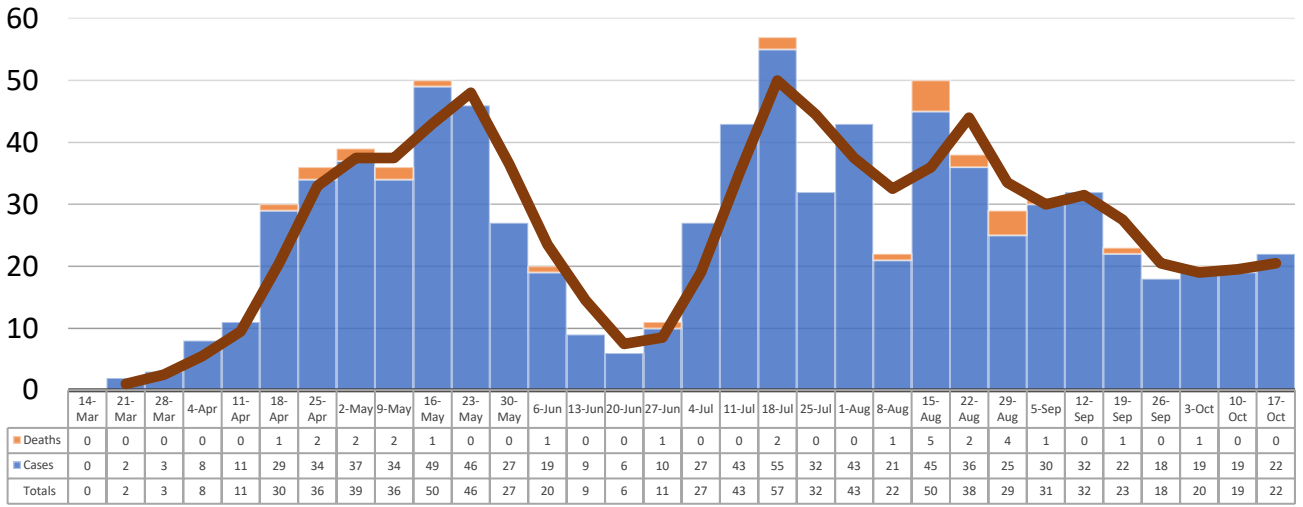
4006.1

\*Test Positivity Rate

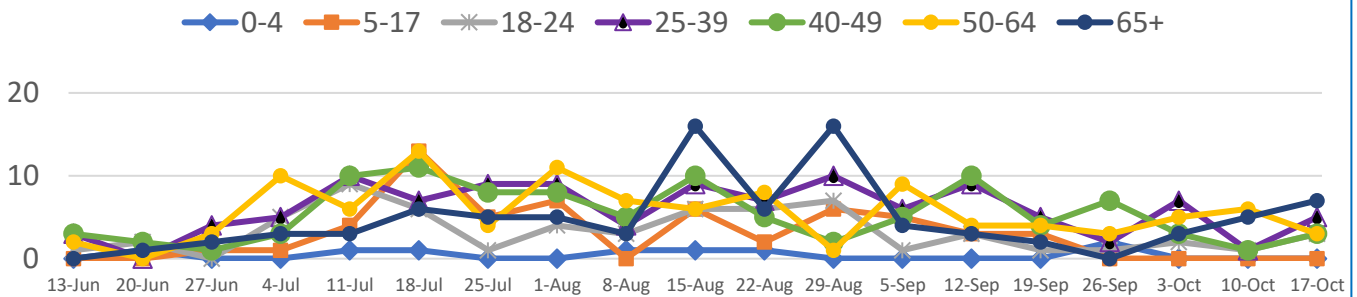
0.0%

(10/1-10/14)

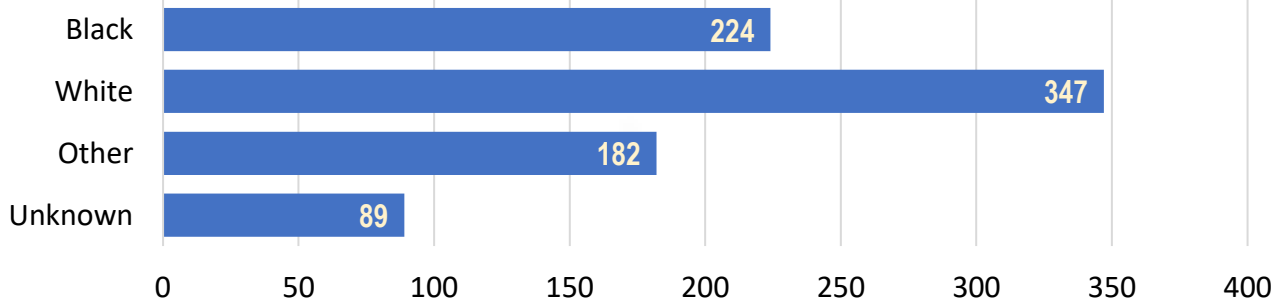
## \*\*Total Cases and Deaths, Through October 17, 2020



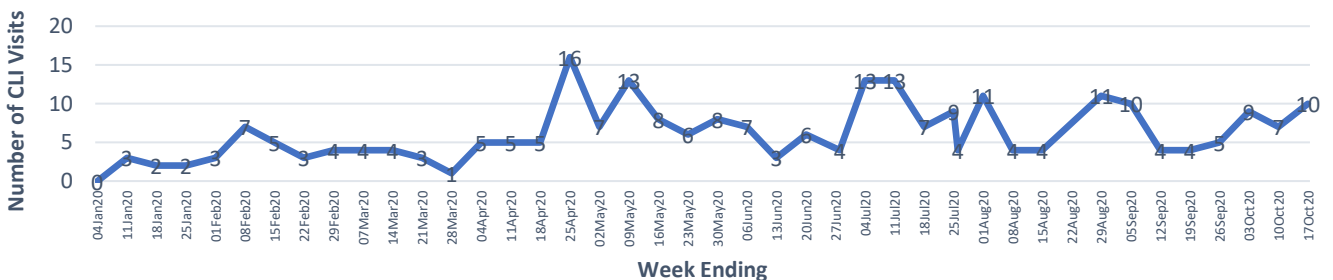
## Total Cases, By Age June-October 2020 (End of Week)



## Total Cases, By Race



## COVID-19-Like Illness (CLI) Visits Newton County, Mississippi Jan. 04, 2020 - Oct. 17, 2020



\*Counties with test percent positivity <5.0% or with <20 tests in past 14 days: Green; test percent positivity 5.0%-10.0% or with <500 tests and <2000 tests/100k and >10% positivity over 14 days: Yellow; >10.0% and not meeting the criteria for "Green" or "Yellow": Red. Test positivity is rounded to the nearest tenth of a percent before classifying. Reference: [Centers for Medicare and Medicaid Services](https://www.cms.gov/medicare/medicaid-support/medicaid-eligibility)

\*\*Provisional Data: Illnesses occurring during the last two weeks may not yet have been reported and/or represented.