

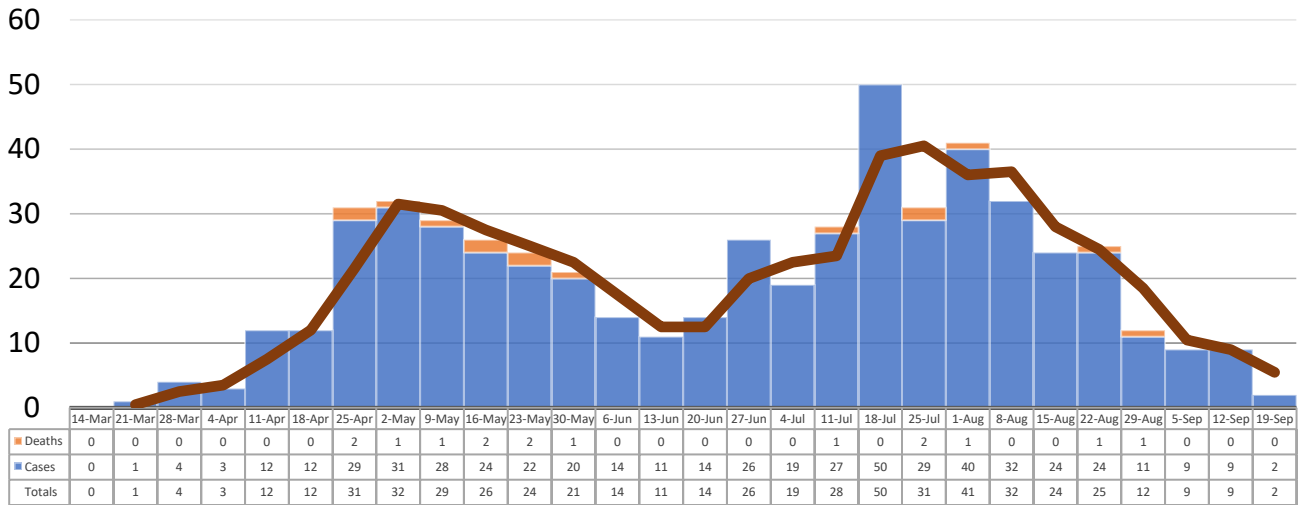
# NOXUBEE COUNTY WEEKLY COVID-19 SNAPSHOT

September 13-19, 2020 (MMWR Report Week)

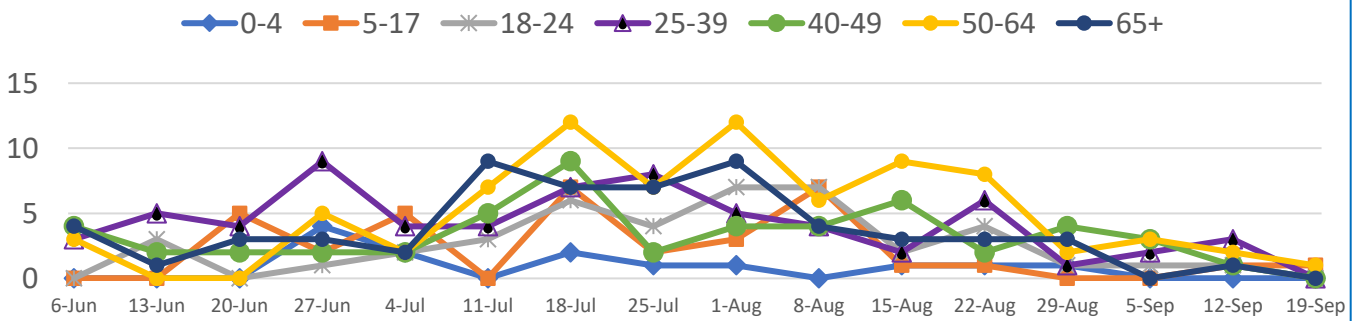


<b>Total Cases</b> <h2>543</h2>	<b>Total Deaths</b> <h2>15</h2>	<b>Total Incidence</b> <small>(cases per 100,000)</small> <h2>5212.6</h2>	<b>*Test Positivity Rate</b> <h2>2.8%</h2> <small>(9/3-9/16)</small>
<b>Number of New Cases</b> <h2>2</h2> <small>(report week)</small>	<b>Number of New Deaths</b> <h2>0</h2> <small>(report week)</small>	<b>**Weekly Incidence</b> <small>(per 100,000)</small> <h2>86.4</h2>	

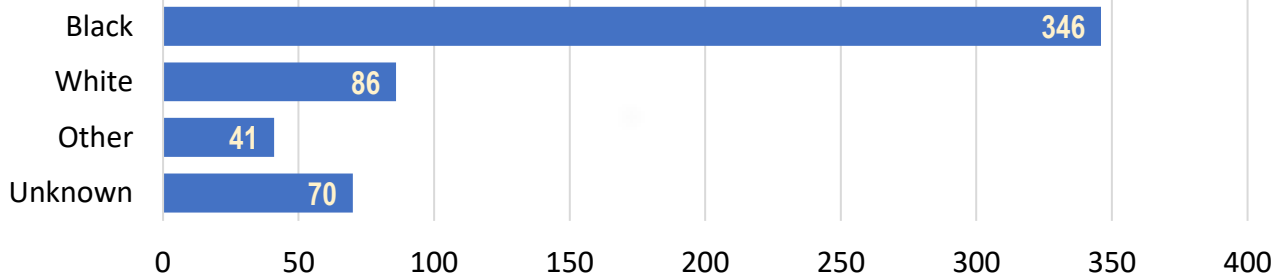
### Total Cases and Deaths, Through September 19, 2020



### Total Cases, By Age June-September 2020 (End of Week)



### Total Cases, By Race



### COVID-19-Like Illness (CLI) Visits Noxubee County, Mississippi Jan. 04, 2020 - Sept. 19, 2020

