

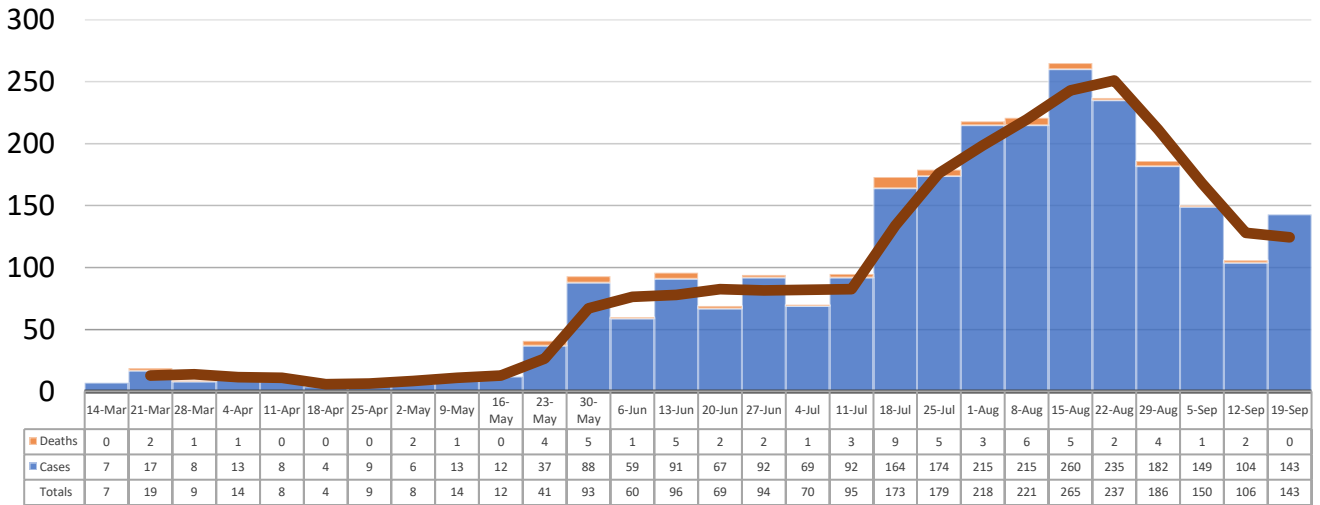
LEE COUNTY WEEKLY COVID-19 SNAPSHOT

September 13-19, 2020 (MMWR Report Week)

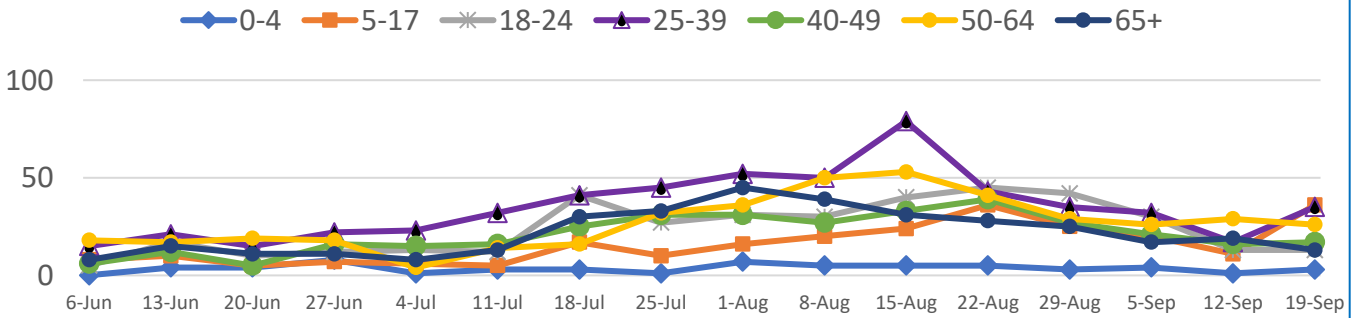


| | | | |
|--|---|---|---|
| Total Cases <h2>2606</h2> | Total Deaths <h2>67</h2> | Total Incidence <small>(cases per 100,000)</small> <h2>3054.9</h2> | *Test Positivity Rate <h2>19.8%</h2> <small>(9/3-9/16)</small> |
| Number of New Cases <h2>143</h2> <small>(report week)</small> | Number of New Deaths <h2>0</h2> <small>(report week)</small> | **Weekly Incidence <small>(per 100,000)</small> <h2>128.8</h2> | |

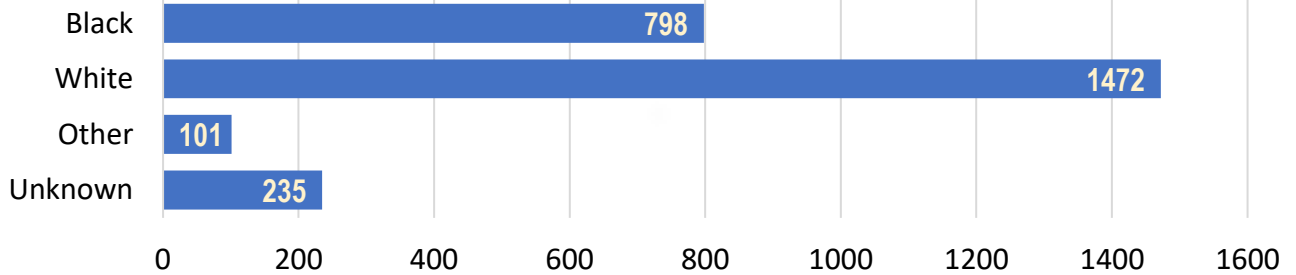
Total Cases and Deaths, Through September 19, 2020



Total Cases, By Age June-September 2020 (End of Week)



Total Cases, By Race



COVID-19-Like Illness (CLI) Visits Lee County, Mississippi Jan. 04, 2020 - Sept. 19, 2020

