

2015

Report on Institutions  
for the Aged or Infirm

Licensed by

Bureau of Health Facilities Licensure and  
Certification

September 2016

2015

Annual Report on  
Institutions for the Aged or Infirm

Licensed by

Mississippi State Department of Health  
P.O. Box 1700  
Jackson, Mississippi 39216

Published September 2016

Health Facilities Licensure and Certification  
Marilynn Winborne, Director

Table of Contents

Preface.....I

Table I: Nursing Facility Bed Count, Patient Census, Patients Served, and New Admissions as of December 31, 2015.....1

Table II: Nursing Facility Ownership and Percentage Distribution by Number of Facilities and Licensed Beds as of December 31, 2015.....2

Table III: Nursing Facility Employees and Percentage Distribution by Title and Whether Full-Time or Part-Time as of December 31, 2015.....3

Table IV: Licensed Bed Capacity and Beds Set Up and Staffed for Nursing Facilities as of December 31, 2015.....4

Table V: 2015 Nursing Facility Licensed Beds, Occupancy Rates and Average Daily Census.....9

Table VI: Nursing Facility Bed Count by County and Type of Accommodation as of December 31, 2015.....18

Table VII: Nursing Facility Bed Count and Percentage Distribution by Type of Accommodation as of December 31, 2015.....20

Table VIII: Nursing Facilities by Bed Size as of December 31, 2015.....20

Table IX: Nursing Facilities by Bed Size and County as of December 31, 2015.....21

Table X: Patients Served During 2015 in Nursing Facilities by Age Group and Sex.....23

Table XI: Number of Nursing Facility Patients by Sex in 2015.....24

Table XII: Ambulation Status of Patients in Nursing Facilities as of December 31, 2015 and Total Days of Patient Care.....24

Table XIII: 2015 Nursing Facility Admissions.....25

Table XIV: 2015 Nursing Facility Admissions by Fee Source.....25

Table XV: Destination of Patients Discharged from Nursing Facilities During 2015.....26

Table XVI: 2015 Selected Nursing Facility Data by County.....27

Table XVII:	ICF-IID Bed Count, Patient Census, Patients Served, and New Admissions as of December 31, 2015.....	29
Table XVIII:	ICF-IID Ownership and Percentage Distribution by Number of Homes and Licensed Beds as of December 31, 2015.....	30
Table XIX:	ICF-IID Employees and Percentage Distribution by Title and Whether Full-Time or Part-Time as of December 31, 2015.....	31
Table XX:	Licensed Bed Capacity and Beds Set Up and Staffed for ICF-IIDs as of December 31, 2015.....	32
Table XXI:	2015 ICF-IID Licensed Beds, Occupancy Rates and Average Daily Census.....	33
Table XXII:	ICF-IID Bed Count by County and Type of Accommodation as of December 31, 2015.....	34
Table XXIII:	ICF-IID Bed Count and Percentage Distribution by Type of Accommodation as of December 31, 2015.....	34
Table XXIV:	ICF-IIDs by Bed Size as of December 31, 2015.....	35
Table XXV:	ICF-IIDs by Bed Size and County as of December 31, 2015.....	35
Table XXVI:	ICF-IID Patients Served During 2015 by Age Group and Sex.....	36
Table XXVII:	Number of ICF-IID Patients by Sex in 2015.....	37
Table XXVIII:	Ambulation Status of ICF-IID patients as of December 31, 2015 and Total Days of Patient Care.....	37
Table XXIX:	2015 ICF-IID Admissions.....	38
Table XXX:	2015 ICF-IID Admissions by Fee Source.....	38
Table XXXI:	Destination of ICF-IID Patients Discharged During 2015.....	39
Table XXXII:	2015 Selected ICF-IID Data by County.....	39
Table XXXIII:	Psychiatric Residential Treatment Facility Bed Count, Patient Census, Patients Served, and New Admissions as of December 31, 2015.....	40

Table XXXIV:	Psychiatric Residential Treatment Facility Ownership and Percentage Distribution by Number of Facilities and Licensed Beds as of December 31, 2015.....	41
Table XXXV:	Psychiatric Residential Treatment Facility Employees and Percentage Distribution by Title and Whether Full-Time or Part-Time as of December 31, 2015.....	42
Table XXXVI:	Licensed Bed Capacity and Beds Set Up and Staffed for Psychiatric Residential Treatment Facilities as of December 31, 2015.....	43
Table XXXVII:	2015 Psychiatric Residential Treatment Facilities Licensed Beds, Occupancy Rates and Average Daily Census.....	43
Table XXXVIII:	Psychiatric Residential Treatment Facility Bed Count by County and Type of Accommodation as of December 31, 2015.....	44
Table XXXIX:	Psychiatric Residential Treatment Facility Bed Count by County and Percentage Distribution by Type of Accommodation as of December 31, 2015.....	44
Table XL:	Patients Served During 2015 in Psychiatric Residential Treatment Facilities by Age Group and Sex.....	45
Table XLI:	Number of Psychiatric Residential Treatment Facility Patients by Sex in 2015.....	46
Table XLII:	Ambulation Status of Patients in Psychiatric Residential Treatment Facilities as of December 31, 2015 and Total Days of Patient Care...	46
Table XLIII:	2015 Psychiatric Residential Treatment Facility Admissions.....	47
Table XLIV:	2015 Psychiatric Residential Treatment Facility Admissions by Fee Source.....	47
Table XLV:	Destination of Patients Discharged from Psychiatric Residential Treatment Facilities During 2015.....	48
Table XLVI:	Selected 2015 Psychiatric Residential Treatment Facility Data by County.....	48
Table XLVII:	Personal Care Home Bed Count, Patient Census, Patients Served, and New Admissions as of December 31, 2015.....	49

Table XLVIII:	Personal Care Home Ownership and Percentage Distribution by Number of Homes and Licensed Beds as of December 31, 2015.....	50
Table XLIX:	Personal Care Home Employees and Percentage Distribution by Title and Whether Full-Time or Part-Time as of December 31, 2015.....	51
Table L:	Licensed Bed Capacity and Beds Set Up and Staffed for Personal Care Homes as of December 31, 2015.....	52
Table LI:	2015 Personal Care Home Licensed Beds, Occupancy Rates and Average Daily Census.....	57
Table LII:	Personal Care Home Bed Count by County and Type of Accommodation as of December 31, 2015.....	64
Table LIII:	Personal Care Home Bed Count and Percentage Distribution by Type of Accommodation as of December 31, 2015.....	66
Table LIV:	Personal Care Homes by Bed Size as of December 31, 2015.....	66
Table LV:	Personal Care Homes by Bed Size and County as of December 31, 2015.....	67
Table LVI:	Patients Served During 2015 in Personal Care Homes by Age Group and Sex.....	69
Table LVII:	Number of Personal Care Home Patients by Sex in 2015.....	70
Table LVIII:	Ambulation Status of Patients in Personal Care Homes as of December 31, 2015 and Total Days of Patient Care.....	70
Table LIX:	2015 Personal Care Home Admissions.....	71
Table LX:	2015 Personal Care Home Admissions by Fee Source...	71
Table LXI:	Destination of Patients Discharged from Personal Care Homes During 2015.....	72
Table LXII:	2015 Selected Personal Care Home Data.....	73
Appendix A:	Questionnaire and Instructions.....	75
Appendix B:	Table I for Years 1961 - 2011.....	80
Appendix C:	Beds by County, 2004 and 2015.....	103
Appendix D:	Licensed and Certified Long-Term Care Facilities as of December 31, 2015.....	122

## Preface

### **Skilled Nursing Facilities**

#### Overview

Two hundred eight licensed skilled nursing facilities, 14 intermediate care facilities for the mentally retarded, 8 psychiatric residential treatment facilities and 185 licensed personal care homes responded to the 2015 survey. The data in this report is based upon the information supplied by these respondents.

Eighty-one counties are served by nursing homes. This coverage represents 98.8% of all 82 Mississippi counties leaving 1.2% or 1 county, Issaquena County, without nursing home facilities of some type.

Since 1981, personal care home data has been shown and discussed separately to give a clearer picture of institutions for the aged or infirm in Mississippi. Also, the classification was changed in 1981 making comparisons of data collected before and after difficult. Classifications changed again in 1989. Now institutions for aged or infirm include facilities licensed as nursing homes (e.g. skilled nursing facilities and nursing facilities), intermediate care facilities for the mentally retarded, personal care homes and psychiatric residential treatment facilities.

In order to more accurately reflect data for current and subsequent years, Table I for years 1961-2012 is a separate table found in Appendix B. There were 19,207 skilled nursing facility beds. This figure represents a slight increase of 68 beds from the previous year.

The total patient census on December 31, 2015, was 16,681. This represents a statewide skilled nursing facility occupancy rate of 86.7%.

The total number of patients served during the year, 41,198, was an increase of 1,812 from 2014. New admissions to nursing homes increased by 1,653 patients.

#### Ownership

Table II shows that 154 or 74% of the nursing homes had proprietary ownership and accounted for 75.2% of all licensed nursing home beds. In contrast, nonprofit nursing homes accounted for 23 or 11% of all nursing homes and 11% of the licensed nursing home beds. The remaining 31 or 14.9% of nursing homes were publicly owned and leased with 15.4% of the licensed nursing home beds.

## Employees

Table III shows that 22,379 people were employed in skilled nursing facilities in Mississippi in 2015. Full-time employees were 17,222 or 77% of this number while 5,157 or 23% were part-time employees. Nursing service employees including R.N.s, L.P.N.s, Aides, and Orderlies accounted for 15,019 or 67% of the total number of employees.

## Beds

Table IV lists the 208 skilled nursing facilities in alphabetical order, showing that all but 224 of the 19,207 licensed nursing home beds are set up and staffed. County of location is also shown.

Table V shows a state skilled nursing facility occupancy rate of 86.7%, and an average daily census of 16,091.9. Occupancy rates are calculated on licensed beds, therefore occupancy rates calculated on beds set up and staffed would be higher.

Tables VI gives a breakdown by county of the number of licensed nursing home beds and the type of accommodation available by number of beds set up and staffed. The county having the most skilled nursing facility beds was Hinds, with 1,543 beds licensed and 1,541 set up and staffed for use.

Table VII shows that there were 19,207 licensed nursing care beds in Mississippi, an increase of 68 beds over 2014. Semi-private rooms accounted for 14,688 or 77.4% of the beds set up and staffed; private rooms accounted for 3,543 or 18.7% and wards accounted for 748 or 3.9%.

Table VIII shows that 123 or 59.1% of all nursing care facilities had between 60 and 119 beds, 59 facilities or 28.4% had between 120-179 beds, 18 facilities or 8.6% had less than 60 beds, 7 or 3.4% had between 180 and 239, and 1 facility reported more than 240 beds.

Table IX shows the bed count groups by county.

## Patient Characteristics

Table X shows that there were 41,198 patients served by the 208 nursing homes in Mississippi during 2015. There was an increase of 1,812 patients reported served in 2015 than 2014. There were 25,715 patients, age 75 years and older, accounting for 62.4% of all patients served. Females comprised 25,746 or 62.5% of the patients served during 2015.

Beginning and ending patient census by sex are shown in Table XI. On December 31, 2015 there were 16,681 patients in skilled nursing facilities.



Total patient days are shown in Table XII along with the ambulation status of nursing home patients. During 2015 nursing homes reported 5,871,767 patient days, a decrease from 5,823,004 patient days reported in 2013. Eight facilities were unable to provide patient days. Approximately 33.5% skilled nursing facility patients were ambulant.

#### New Admissions

Table XIII indicates that 24,434 new patients were admitted in 2015, for an average of 117 new admissions per facility. New admissions increased by 1,653. Admissions from hospitals accounted for 20,498 or 83.9%; admissions from own or relatives home accounted for 1,967 or 8.1%; admissions from another nursing home accounted for 1,372 or 5.6% and the remaining 597 or 2.4 were admitted from other places.

#### Source of Payments

Table XIV reveals the fee sources for the 24,434 new admissions in 2015. The combined 20,404 Medicare and Medicaid funded patients were 83.5% of all fee sources. One thousand three hundred two or 5.3%, of admissions were self-pay. VA sponsored admissions were 138 or 0.6% of fee sources. Forty-four Welfare and other admissions were reported. All other sources accounted for 10.4% or 2,546 admissions.

#### Discharges and Deaths

Table XV shows that live discharges accounted for 82.7% of patients discharged from nursing homes. The majority of these were to hospitals 38.1%, or homes 51.7%. Approximately 7% were transferred to another nursing facility, and the remaining 2.9% were discharged to other locations.

Table XVI displays total patient days, total admissions and total patients served by county for skilled nursing facilities.

#### **Intermediate Care Facilities for Individuals with Intellectual Disabilities**

There were 2,431 licensed ICF-IID beds in 2015. Two facilities closed during 2015, Alexander Milne Home for Women and Clover Circle ICF/IID.

The total patient census on December 31, 2015, was 2,235. This represents an ICF-IID occupancy rate of 92.2% and an average daily census of 2,241.4.

The total number of patients served during the year, 2,442 was a decrease of 237 from 2015.

## Ownership

Table XVIII shows that 8 or 57.1% of the ICF-IIDs were publicly owned and accounted for 71.7% of all licensed ICF-IID beds. Proprietary ownership accounted for 5 or 35.7% of the beds. The remaining 20 beds were nonprofit.

## Employees

Employees at ICF-IIDs are depicted in Table XIX. In 2015 4,321 people were employed at ICF-IID facilities. Approximately 94% of the employees are full-time. Nursing service employees, including R.N.s, L.P.N.s, Aides, and Orderlies, accounted for 2,863 or 66% of the total number of employees.

## Beds

Table XX lists the 14 ICF-IID homes in alphabetical order, showing that all but 67 of the 2,431 licensed ICF-IID beds are set up and staffed. County of location is also shown.

Licensed beds, occupancy rates and average daily census are shown by county in Table XXI. Occupancy rates are calculated on licensed beds, therefore occupancy rates calculated on beds set up and staffed would be higher.

The state ICF-IID occupancy was 92.2% and the average daily census was 2,241.4.

Table XXII gives a breakdown by county of the number of licensed ICF-IID beds and the type of accommodation available by number of beds set up and staffed. The county having the most ICF-IID beds was Lafayette, with 485 beds licensed, followed by Jones County with 417 beds, Rankin County with 415, Simpson with 278 beds, Harrison with 240, Lincoln with 172, Madison with 152, Oktibbeha with 140, and Coahoma with 132 beds.

Table XXIII shows that there were 2,431 licensed ICF-IID beds in Mississippi. Semi-private rooms accounted for 1,490 or 63% of the beds set up and staffed; wards accounted for 669 or 28.3%; and private rooms accounted for 205 or 8.7%.

Table XXIV shows that 6 or 42.9% of all ICF-IID facilities had between 120 and 179 beds, 3 facilities had more than 240 beds, 1 or 7.1% had between 180 and 239, 2 had between 60-119 or 14.3% and 2 had fewer than 60 beds. A county listing of licensed beds by type is depicted in Table XXV.

## Patient Characteristics

Table XXVI shows that there were 2,442 patients served by the 14 ICF-IIDs in Mississippi during 2015, for an average of 174 patients served

per facility. There was a decrease of patients reported served in 2015 than 2014. Approximately 48% of ICF-IID patients were under 45 years of age, 38.8% were aged 45 to 64, and 13% were aged 65 and older. Males made up 59.1% of the ICF-IID population.

Beginning and ending patient census by sex are shown in Table XXVII. On December 31, 2014, there were 2,259 patients in ICF-IIDs, and on December 31, 2015, there were 2,235 patients in ICF-IIDs.

Total patient days by classification are shown in Table XXVIII along with the ambulation status of ICF-IID patients. During 2015 ICF-IIDs reported 818,336 patient days, a decrease from 872,161 patient days reported in 2014. Approximately 77% ICF-IID patients were ambulant.

#### New Admissions

Table XXIX indicates that 183 new patients were admitted in 2015, for an average of 13.1 new admissions per facility. New admissions decreased by 27. Admissions from home or relatives home accounted for 86 or 47% of all new admissions, 20 or 10.9% were admitted from hospitals, 56 or 30.6% were admitted from other nursing homes. The remaining 21 admissions, 11.5%, were admitted from other places.

#### Source of Payments

Table XXX reveals during 2015 that 125, or 68.3 of new admissions were Medicaid.

#### Discharges and Deaths

Live discharges decreased from 243 in 2014 to 207 in 2015. Deaths were the same as 2014, 35. Total number of live discharges and deaths are shown in Table XXXI. ICF-IID live discharges accounted for 83.1%. The majority of live discharges, 33.7 were discharged to homes, 26.7 were transferred to another nursing home, 25%, were to other, and 14.5% were discharged to hospitals.

Table XXXII displays total patient days, total admissions and total patients served by county for ICF-IIDs.

### **Psychiatric Residential Treatment Facilities**

There were 366 licensed beds, an increase of 20 from 2014.

Total patient census on December 31, 2015 was 350. This represents a slight decrease over 2014.

#### Ownership

Table XXXIV shows that 62.5% of the 366 beds were proprietary, 12.5% were public and 25% were nonprofit.

## Employees

Employees at psychiatric residential treatment facilities are depicted in Table XXXV. In 2015 854 people were employed, of which 78% were full-time. Nursing service employees including R.N.s, L.P.N.s, Aides and Orderlies accounted for 558 or 65.3% of the total number of employees.

## Beds

Table XXXVI shows that all 336 licensed beds are set up and staffed.

Licensed beds, occupancy rates and average daily census are shown by county in Table XXXVII. The state psychiatric residential treatment facility occupancy rate was 96% and average daily census was 274.3.

Table XXXVIII gives a breakdown by county of the number of licensed psychiatric residential treatment facility beds and the type of accommodation available by number of beds set up and staffed.

Table XXXIX shows that there were 366 licensed psychiatric residential treatment facility beds in Mississippi. Semi-private rooms accounted for 178 or 48.6% of the beds set up and staffed, wards accounted for 133 or 36.4%, and 15% of the beds were private.

## Patient Characteristics

Table XL shows that there were 1,055 patients served by the 8 facilities. All but 18 patients were under 18.

Beginning and ending patient census by sex are shown in Table XLI. On December 31, 2014 there were 356 patients in psychiatric residential treatment facilities and on December 31, 2015 there were 350 patients.

Total patient days are shown in Table XLII along with ambulation status. There were 101,105 patient days reported in 2015 and all patients were ambulant. Two facilities could not provide patient days.

## New Admissions

Of the 699 new patients admitted during 2015, 11.8% were admitted from home, 55.4% were admitted from hospitals, and 32.8% were admitted from other places.

## Source of Payments

Table XLIV reveals that 699, 97.1%, new admissions during 2015 were admitted under Medicaid. The remaining 2.8% were admitted by relatives and other sources.

## Discharges and Deaths

Of the 705 discharges, 47.4% returned home, 37.1% transferred to other places, and 15.5% were discharged to hospitals. No deaths were reported in 2015.

Table XLVI displays total patient days, total admissions and total patients served by county.

### Personal Care Homes

One hundred eighty-five personal care homes responded to the survey, which represents an increase of 8 over those responding in 2014. The following personal care homes opened during 2015.

County	Personal Care Home
Clay	Heavenly Angels
Hinds	Open Arms Personal Care Home
Lafayette	The Blake at Oxford
Madison	Beau Ridge
Oktoberfest	Bee Hive Homes of Starkville
	The Claiborne at Adelaide
Sunflower	Elsie's Place
Union	Mykales Residential Living
Washington	Broadway Manor Residence Care Home
	Nelson's Personal Care Home

The following personal care homes changed licensed bed capacity during the reporting period.

	2014 Beds	2015 Beds
Atwood Personal Care Home Philadelphia	34	38
Brookdale Meridian	97	110
Countrywood Manor	46	78
Haven All Assisted Living	11	15
Riggs Manor Retirement Community	56	94
Riverbirch Estates Assisted Living	21	20
St Catherine's Village Campbell Cove	36	60
Wesley Meadows Retirement Community	38	101

Nine personal care homes changed names during the reporting period.

New Name	Old Name
Bay Cove	Residence at Bay Cove
Brookdale Brandon	Emeritus at Heritage House
Brookdale Clinton	Emeritus at Trace Pointe
Brookdale Greenville	Wellington Place of Greenville
Brookdale Hattiesburg	Emeritus at Pine Meadow

Brookdale Meridian  
Brookdale Oxford  
Brookdale Senior Living Biloxi

Silverleaf Manor  
Emeritus at Ridgeland Pointe  
Emeritus at Biloxi

The following personal care homes closed or did not respond to the survey.

County	Personal Care Home
Carroll	Shady Glen Retirement Village
Clarke	Golden Meadow
Forest	Emeritus at Pine Meadow
Hinds	Genesis Personal Care Home
	Methodist Home Road Living Center
Jackson	Settler's Pointe Personal Care Home
Lee	Saltillo Assisted Living
Marshall	Christopher's Personal Care Home
Perry	Community Development Assisted Living
Prentiss	Booneville Assisted Living

Table I

Nursing Facility Bed Count, Patient Census, Patients Served  
and New Admissions as Of December 31, 2015

	2013	2014	2015
Counties with Nursing Facilities on December 31	81	81	81
Nursing Facilities on December 31:	206	207	208
Bed Count on December 31:	19,076	19,139	19,207
Patients on December 31:	16,675	16,730	16,681
Patients Served During the Year:	39,130	39,386	41,198
New Admissions During the Year:	22,426	22,781	24,434
Live Discharges During the Year:	18,282	18,650	20,282
Deaths During the Year:	4,173	4,006	4,235
Patient Days During the Year:	6,013,262	5,823,004	5,871,767

Appendix B has data for 1961-2012

Table II

Nursing Facility Ownership and Percentage Distribution  
by Number of Nursing Homes and Licensed Beds  
as of December 31, 2015

	Facilities		Licensed Beds	
	Number	Percent	Number	Percent
<b>Total</b>	<b>208</b>	<b>100.00</b>	<b>19,207</b>	<b>100.00</b>
Proprietary	154	74.04	14,445	75.21
Nonprofit	23	11.06	1,797	9.36
Public	30	14.42	2,905	15.12
Public Leased	1	0.48	60	0.31

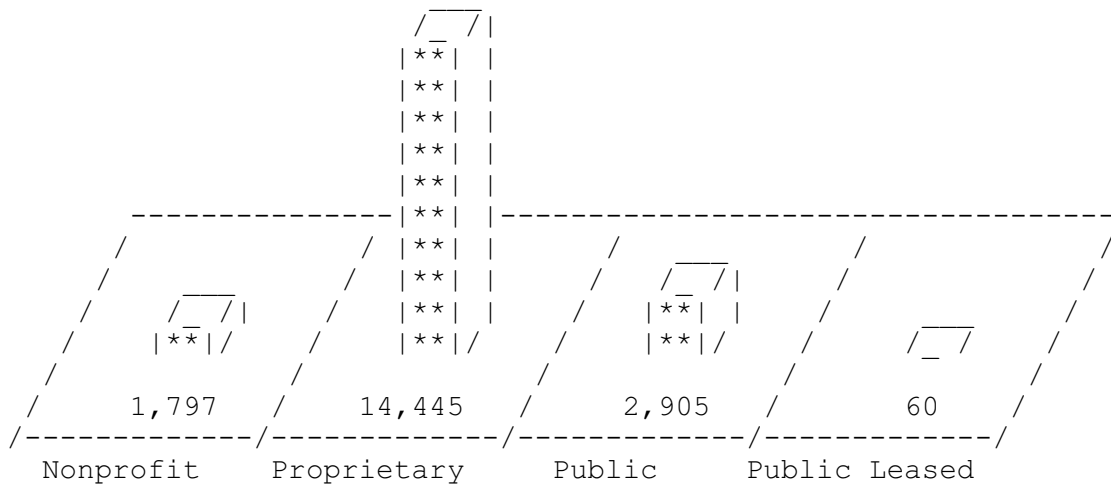
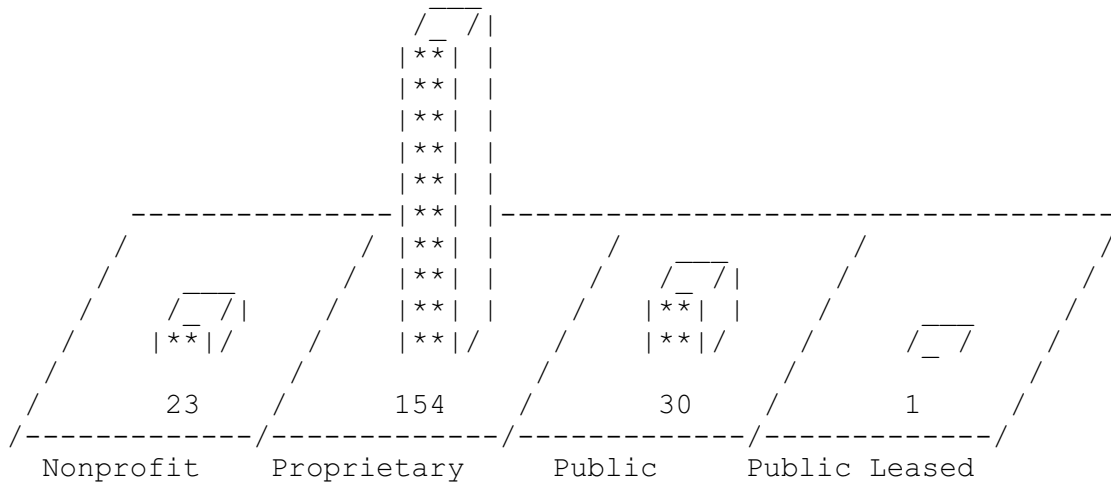




Table III

Nursing Facility Employees and Percentage Distribution  
By Title and Whether Full-Time or Part-Time as of December 31, 2015

Employees by Type	Total		Full-Time		Part-Time	
	Number	Percent	Number	Percent	Number	Percent
<b>Total</b>	<b>22,379</b>	<b>100.0</b>	<b>17,222</b>	<b>100.0</b>	<b>5,157</b>	<b>100.0</b>
Administrator	272	1.2	244	1.4	28	0.5
Clerical	727	3.2	617	3.6	110	2.1
R.N.	2,137	9.5	1,437	8.3	700	13.6
L.P.N.	4,113	18.4	3,031	17.6	1,082	21.0
Aide, Orderly	8,769	39.2	7,084	41.1	1,685	32.7
Maid, Housekeeper	1,311	5.9	1,080	6.3	231	4.5
Laundry Worker	569	2.5	477	2.8	92	1.8
Dietitian (ADA)	178	0.8	26	0.2	152	2.9
Food Service Supervisor	233	1.0	214	1.2	19	0.4
Cook, Other Food Worker	1,987	8.9	1,578	9.2	409	7.9
Physical Therapist	222	1.0	91	0.5	131	2.5
Pharmacist	198	0.9	14	0.1	184	3.6
Other	1,663	7.4	1,329	7.7	334	6.5

Table IV

Licensed Bed Capacity and Beds Set Up and Staffed  
for Nursing Facilities as of December 31, 2015

Nursing Facility	County	Licensed Beds	Beds Set Up and Staffed
<b>Total</b>		<b>19,207</b>	<b>18,979</b>
Adams County Nursing Center	Adams	100	100
Arbor Walk Healthcare Center	Washington	60	60
Arrington Living Center	Covington	60	60
Ashland Health & Rehab	Benton	60	60
Attala County Nursing Center	Attala	120	120
Aurora Health & Rehab	Lowndes	120	120
Azalea Gardens Nursing Center	Stone	103	103
Baldwyn Nursing Facility	Lee	107	107
Baptist Medical Center Leake	Leake	44	44
Bedford Alzheimer's Care Center	Forrest	20	20
Bedford Care Center Monroe Hall	Forrest	60	60
Bedford Care Center of Hattiesburg	Forrest	152	152
Bedford Care Center of Marion	Lauderdale	120	120
Bedford Care Center of Mendenhall	Simpson	60	60
Bedford Care Center of Newton	Newton	120	117
Bedford Care Center of Petal	Forrest	60	60
Bedford Care Center of Picayune	Pearl River	60	60
Belhaven Senior Care	Hinds	60	60
Billdora Senior Care	Walthall	77	77
Biloxi Community Living Center	Harrison	240	178
Bolivar Medical Center	Bolivar	35	35
Boyington Health & Rehab Center	Harrison	180	180
Brandon Court	Rankin	100	100
Brandon Nursing & Rehab Center	Rankin	230	230
Briar Hill Rest Home	Rankin	60	60
Bruce Community Living Center	Calhoun	35	35
Calhoun Health Services Nursing Home	Calhoun	120	120
Camellia Estates	Pike	30	30
Care Center of Aberdeen	Monroe	120	113
Care Center of Laurel	Jones	120	120
Cedars Health Center	Lee	140	140
Chadwick Nursing & Rehab Center	Hinds	102	100
Choctaw Nursing & Rehab Center	Choctaw	60	60
Choctaw Residential Center	Neshoba	120	120
Claiborne County Senior Care	Claiborne	73	73
Clarksdale Nursing Center	Coahoma	112	112
Cleveland Nursing & Rehab Center	Bolivar	120	120
Clinton Healthcare	Hinds	121	121
ComfortCare Nursing Center	Jones	126	126
Community Place	Hinds	60	60
Compere's Nursing Home	Hinds	60	60
Copiah Living Center	Copiah	60	60

Table IV Continued

Licensed Bed Capacity and Beds Set Up and Staffed  
for Nursing Facilities as of December 31, 2015

<u>Nursing Facility</u>	<u>County</u>	<u>Licensed Beds</u>	<u>Beds Set Up and Staffed</u>
Cornerstone Health & Rehab of Corinth	Alcorn	95	95
Cottage Grove Nursing Home	Hinds	120	120
Countrybrook Living Center	Lincoln	121	121
Courtyard Rehab & Healthcare	Pike	145	145
Courtyards Community Living Center	Itawamba	66	66
Covenant Health & Rehab of Vicksburg	Warren	120	120
Covenant Health & Rehab Picayune	Pearl River	120	120
Covington County Nursing Center	Covington	60	60
Crown Health & Rehab of Natchez	Adams	58	54
Crystal Health & Rehab of Greenwood	Leflore	110	110
Desoto Healthcare Center	DeSoto	120	120
Dixie White House Health & Rehab	Harrison	60	60
Driftwood Nursing Center	Harrison	151	151
Dugan Memorial Home	Clay	60	60
Dunbar Village Terrace	Hancock	70	70
Floy Dyer Manor	Chickasaw	66	66
Forest Hill Nursing Center	Hinds	87	87
George Regional Health & Rehab	George	41	41
Glenburney Healthcare & Rehab	Adams	96	92
Glenoaks Nursing Center	George	60	60
Golden Age Nursing Home	Leflore	180	180
Golden Living Batesville	Panola	130	130
Golden Living Center Amory	Monroe	152	152
Golden Living Center Brook Manor	Lincoln	58	58
Golden Living Center Carthage	Leake	99	99
Golden Living Center Eason	Lee	120	120
Golden Living Center Eupora	Webster	119	119
Golden Living Center Meridian	Lauderdale	120	120
Golden Living Center Ripley	Tippah	140	140
Golden Living Center Southaven	DeSoto	140	140
Golden Living Center Tylertown	Walthall	60	60
Grace Health & Rehab Grenada	Grenada	137	137
Greenbough Health & Rehab Center	Coahoma	66	66
Greenbriar Nursing Center	Harrison	106	103
Greene Rural Health Center	Greene	60	60
Grenada Living Center	Grenada	110	110
Gulfport Care Center	Harrison	90	90
Hattiesburg Health & Rehab	Forrest	184	184
Haven Hall Healthcare Center	Lincoln	81	81
Heritage House Nursing Center	Warren	60	60
Heritage Manor of Rolling ForK	Sharkey	54	54
Highland Home	Madison	120	120
Hillcrest Nursing Center	Simpson	120	120
Hilltop Manor Health & Rehab	Neshoba	60	60

Table IV

Licensed Bed Capacity and Beds Set Up and Staffed  
for Nursing Facilities as of December 31, 2015

<u>Nursing Facility</u>	<u>County</u>	<u>Licensed Beds</u>	<u>Beds Set Up and Staffed</u>
Hinds County Nursing & Rehab	Hinds	85	85
Holmes County Long Term Care Center	Holmes	80	80
Humphreys County Nursing Center	Humphreys	60	59
J.G. Alexander Nursing Center	Newton	60	60
James T. Champion Nursing Facility	Lauderdale	105	105
Jasper County Nursing Home	Jasper	110	110
Jefferson County Nursing Home	Jefferson	60	59
Jefferson Davis General Hospital & ECF	Jeff Davis	60	60
Jaquith Nursing Home Adams Inn	Rankin	86	86
Jaquith Nursing Home Jaquith Inn	Rankin	87	82
Jaquith Nursing Home Jefferson Inn	Rankin	86	84
Jaquith Nursing Home Madison Inn	Rankin	85	83
Jaquith Nursing Home Monroe Inn	Rankin	44	44
Jones County Rest Home	Jones	122	122
Joy Health & Rehab of Cleveland	Bolivar	75	75
Lackey Convalescent Home	Scott	20	20
Lakeland Nursing & Rehab Center	Hinds	105	105
Lakeside Health & Rehab Center	Clarke	120	120
Lakeview Nursing Center	Harrison	105	105
Lamar Healthcare & Rehab Center	Lamar	120	114
Landmark Nursing & Rehab Center	Prentiss	80	80
Landmark of Desoto	DeSoto	60	60
Laurelwood Community Living Center	Jones	60	60
Lawrence County Nursing Center	Lawrence	60	60
Leakesville Rehab & Nursing Center	Greene	60	60
Legacy Manor Nursing & Rehab	Washington	60	60
Lexington Manor Senior Care	Holmes	68	68
Liberty Community Living Center	Amite	80	80
Liberty Health & Rehab of Indianola	Sunflower	75	75
Longwood Community Living Center	Prentiss	64	64
Louisville Healthcare	Winston	60	60
Madison County Nursing Home	Madison	95	95
Magnolia Senior Care	Hinds	60	60
Manhattan Nursing & Rehab Center	Hinds	180	180
Martha Coker Home	Yazoo	60	60
McComb Nursing & Rehab Center	Pike	140	140
Meadville Convalescent Home	Franklin	60	60
Meridian Community Living Center	Lauderdale	58	47
Methodist Specialty Care Center	Rankin	60	60
Mississippi Care Center of Alcorn County	Alcorn	125	125
Mississippi Care Center of Dekalb	Kemper	60	60
Mississippi Care Center of Greenville	Washington	116	116
Mississippi Care Center of Morton	Scott	120	120
Mississippi Care Center of Raleigh	Smith	121	121

Table IV Continued

Licensed Bed Capacity and Beds Set Up and Staffed  
for Nursing Facilities as of December 31, 2015

Nursing Facility	County	Licensed Beds	Beds Set Up and Staffed
Mississippi State Veterans Home Collins	Covington	150	150
Mississippi State Veterans Home Jackson	Hinds	150	150
Mississippi State Veterans Home Kosciusko	Attala	150	150
Mississippi State Veterans Home Oxford	Lafayette	150	150
Neshoba County Nursing Home	Neshoba	160	160
New Albany Health & Rehab Center	Union	120	120
North Pointe Health & Rehab	Lauderdale	60	60
Noxubee County Nursing Home	Noxubee	60	60
Oak Grove Retirement Home	Bolivar	60	60
Oasis Health & Rehab of Yazoo	Yazoo	180	180
Ocean Springs Health & Rehab	Jackson	115	110
Oxford Health & Rehab Center	Lafayette	180	180
Pearl River County Nursing Home	Pearl River	126	126
Perry County Nursing Center	Perry	60	60
Pine Crest Guest Home	Copiah	120	113
Pine View Health & Rehab Center	Wayne	90	90
Plaza Community Living Center	Jackson	120	98
Pleasant Hills Community Living Center	Hinds	120	120
Pontotoc Health & Rehab Center	Pontotoc	60	60
Pontotoc Nursing Home	Pontotoc	44	44
Poplar Springs Nursing Center	Lauderdale	91	91
Queen City Nursing Center	Lauderdale	84	78
Quitman County Health & Rehab	Quitman	60	60
Reginald P White Nursing Facility	Lauderdale	120	120
Rest Haven Health & Rehab	Tippah	60	60
River Chase Village	Jackson	60	60
River Heights Healthcare Center	Washington	60	60
River Place Nursing Center	Monroe	60	60
RiverView Nursing & Rehab Center	Leflore	80	80
Ruleville Nursing & Rehab	Sunflower	111	111
Sardis Community Nursing Home	Panola	60	60
Senatobia Healthcare & Rehab	Tate	120	106
Shady Lane Health & Rehab	Warren	100	92
Shearer Richardson Memorial Nursing Home	Chickasaw	73	73
Shelby Health & Rehab Center	Bolivar	60	59
Silver Cross Health & Rehab	Lincoln	60	60
Singing River Health & Rehab	Jackson	160	124
Song Health & Rehab	Marion	119	119
St Catherine's Village Siena Center	Madison	120	120
Starkville Manor Healthcare	Oktibbeha	119	119
Stone County Nursing & Rehab Center	Stone	59	59
Sunplex Subacute	Jackson	73	73
Sunshine Health Care	Pontotoc	60	60
Tallahatchie General Hospital	Tallahatchie	98	98

Table IV Continued

Licensed Bed Capacity and Beds Set Up and Staffed  
for Nursing Facilities as of December 31, 2015

Nursing Facility	County	Licensed Beds	Beds Set Up and Staffed
The Arbor	Madison	60	60
The Carrington	Oktibbeha	60	60
The Grove	Marion	80	80
The Meadows	Itawamba	130	130
The Myrtles Nursing Center	Marion	98	98
The Nicholas Center	Madison	60	60
The Oaks Rehab & Healthcare Center	Lauderdale	80	80
Tippah County Nursing Home	Tippah	40	40
Tishomingo Community Living Center	Tishomingo	73	73
Tishomingo Manor Nursing Home	Tishomingo	105	105
Trinity Healthcare of Columbus	Lowndes	60	60
Trinity Mission Health & Rehab of Clinton	Hinds	145	145
Trinity Mission Health & Rehab of Holly Springs	Marshall	120	120
Trinity Mission R&H of Great Oaks	Marshall	60	60
Tunica County Health & Rehab	Tunica	60	60
Tupelo Nursing & Rehab Center	Lee	120	120
Union County Health & Rehab Center	Union	60	60
Vaiden Community Living Center	Carroll	60	60
Vicksburg Convalescent Center	Warren	100	89
Vineyard Court Nursing Center	Lowndes	60	59
Walter B Crook Nursing Facility	Sunflower	60	60
Washington Care Center	Washington	60	60
Webster Health Services Nursing Facility	Webster	36	35
West Point Community Living Center	Clay	120	120
Whitfield Nursing Home	Alcorn	44	44
Wilkinson County Senior Care	Wilkinson	90	90
Willow Creek Retirement Center	Hinds	88	88
Windham House of Hattiesburg	Lamar	60	60
Windsor Place Nursing & Rehab	Lowndes	140	140
Winona Manor Health Care & Rehab	Montgomery	120	117
Winston County Nursing Home	Winston	74	74
Wisteria Gardens	Rankin	52	52
Woodland Village Nursing Center	Hancock	132	132
Yalobusha County Nursing Home	Yalobusha	122	122

Table V

2015 Nursing Facility Licensed Beds, Occupancy Rates  
and Average Daily Census

Facility	Licensed Beds	Occ Rate	ADC
<b>Total</b>	<b>19,207</b>	<b>86.70*</b>	<b>16,091.94</b>
Adams County	254	74.20	117.24
Adams County Nursing Center	100	69.30	69.30
Crown Health & Rehab of Natchez	58	82.64	47.94
Glenburney Healthcare & Rehab	96	N/A	N/A
Alcorn County	264	89.11	235.24
Cornerstone Health & Rehab of Corinth	95	90.92	86.38
Mississippi Care Center of Alcorn County	125	90.54	113.16
Whitfield Nursing Home	44	81.14	35.70
Amite County			
Liberty Community Living Center	80	88.58	70.86
Attala County	270	86.45	233.42
Attala County Nursing Center	120	76.72	92.06
Mississippi State Veterans Home Kosciusko	150	94.24	141.36
Benton County			
Ashland Health & Rehab	60	93.68	56.22
Bolivar County	350	93.73	328.04
Bolivar Medical Center	35	94.66	33.12
Cleveland Nursing & Rehab Center	120	96.52	115.84
Joy Health & Rehab of Cleveland	75	94.16	70.62
Oak Grove Retirement Home	60	98.26	58.96
Shelby Health & Rehab Center	60	82.50	49.50
Calhoun County	155	90.46	140.22
Bruce Community Living Center	35	97.19	34.02
Calhoun Health Services Nursing Home	120	88.50	106.20
Carroll County			
Vaiden Community Living Center	60	80.08	48.04
Chickasaw County	139	87.13	121.12
Floy Dyer Manor	66	92.60	61.12
Shearer Richardson Memorial Nursing Home	73	82.18	60.00
Choctaw County			
Choctaw Nursing & Rehab Center	60	96.26	57.76

Table V Continued

2015 Nursing Facility Licensed Beds, Occupancy Rates  
and Average Daily Census

Facility	Licensed Beds	Occ Rate	ADC
Claiborne County Claiborne County Senior Care	73	79.86	58.30
Clarke County Lakeside Health & Rehab Center	120	96.04	115.24
Clay County Dugan Memorial Home	180 60	66.70 92.22	120.08 55.34
West Point Community Living Center	120	53.94	64.74
Coahoma County Clarksdale Nursing Center	178 112	73.78 73.78	82.64 82.64
Greenbough Health & Rehab Center	66	N/A	N/A
Copiah County Copiah Living Center	180 60	79.44 91.60	142.98 54.96
Pine Crest Guest Home	120	73.34	88.02
Covington County Arrington Living Center	270 60	94.60 96.80	255.42 58.08
Covington County Nursing Center	60	89.26	53.56
Mississippi State Veterans Home Collins	150	95.86	143.78
DeSoto County DeSoto Healthcare Center	320 120	92.68 92.76	296.56 111.30
Golden Living Center Southaven	140	93.38	130.74
Landmark of DeSoto	60	90.88	54.52
Forrest County Bedford Alzhemier's Care Center	476 20	95.60 91.00	455.06 18.20
Bedford Care Center of Hattiesburg	152	97.40	148.04
Bedford Care Center Monroe Hall	60	97.22	58.32
Bedford Care Center of Petal	60	92.24	55.34
Hattiesburg Health & Rehab	184	95.20	175.16
Franklin County Meadville Convalescent Home	60	92.56	55.54
George County George Regional Health & Rehab	101 41	81.62 69.92	82.44 28.66
Glenoaks Nursing Center	60	89.62	53.78



Table V Continued

2015 Nursing Facility Licensed Beds, Occupancy Rates  
and Average Daily Census

Facility	Licensed Beds	Occ Rate	ADC
Greene County	120	91.48	109.78
Greene Rural Health Center	60	96.48	57.90
Leakesville Rehab & Nursing Center	60	86.48	51.88
Grenada County	247	82.09	202.76
Grace Health & Rehab Grenada	137	78.08	106.96
Grenada Living Center	110	87.10	95.80
Hancock County	202	91.20	63.84
Dunbar Village Terrace	70	91.20	63.84
Woodland Village Nursing Center	132	N/A	N/A
Harrison County	932	75.53	703.92
Biloxi Community Living Center	240	54.12	129.88
Boyington Health & Rehab Center	180	81.56	146.80
Dixie White House Health & Rehab	60	93.78	56.26
Driftwood Nursing Center	151	77.26	116.66
Greenbriar Nursing Center	106	78.78	83.50
Gulfport Care Center	90	81.72	73.54
Lakeview Nursing Center	105	92.64	97.28
Hinds County	1,543	77.42	1,194.66
Belhaven Senior Care	60	90.10	54.06
Chadwick Nursing & Rehab Center	102	93.56	95.42
Clinton Healthcare	121	N/A	N/A
Community Place	60	88.60	53.16
Compere's Nursing Home	60	97.38	58.44
Cottage Grove Nursing Home	120	71.20	85.44
Forest Hill Nursing Center	87	89.56	77.92
Hinds County Nursing & Rehab	85	80.02	68.02
Lakeland Nursing & Rehab Center	105	94.40	99.10
Magnolia Senior Care	60	N/A	N/A
Manhattan Nursing & Rehab Center	180	95.96	172.74
Mississippi State Veterans Home Jackson	150	90.28	135.42
Pleasant Hills Community Living Center	120	65.02	78.02
Trinity Mississippi Health & Rehab of Clinton	145	93.94	136.20
Willow Creek Retirement Center	88	91.72	80.72
Holmes County	148	84.44	124.98
Holmes County Long Term Care Center	80	78.86	63.10
Lexington Manor Senior Care	68	91.00	61.88
Humphreys County			
Humphreys County Nursing Center	60	85.80	51.48

Table V Continued

2015 Nursing Facility Licensed Beds, Occupancy Rates  
and Average Daily Census

Facility	Licensed Beds	Occ Rate	ADC
Itawamba County	196	89.41	175.24
Courtyards Community Living Center	66	82.98	54.76
The Meadows	130	92.68	120.48
Jackson County	528	66.51	351.14
Ocean Springs Health & Rehab	115	90.64	104.22
Plaza Community Living Center	120	68.00	81.58
River Chase Village	60	N/A	N/A
Singing River Health & Rehab	160	67.68	108.28
Sunplex Subacute	73	78.16	57.06
Jasper County			
Jasper County Nursing Home	110	98.64	108.50
Jefferson County			
Jefferson County Nursing Home	60	88.44	53.06
Jeff Davis County			
Jefferson Davis General Hospital & ECF	60	92.02	55.20
Jones County	428	90.22	386.14
Care Center of Laurel	120	86.40	103.68
Comfortcare Nursing Center	126	97.18	122.44
Jones County Rest Home	122	95.58	116.62
Laurelwood Community Living Center	60	72.34	43.40
Kemper County			
Mississippi Care Center of Dekalb	60	96.40	57.84
Lafayette County	330	82.26	271.44
Mississippi State Veterans Home Oxford	150	87.94	131.92
Oxford Health & Rehab Center	180	77.52	139.52
Lamar County	180	78.92	142.06
Lamar Healthcare & Rehab Center	120	70.66	84.80
Windham House of Hattiesburg	60	95.42	57.26
Lauderdale County	838	74.34	623.02
Bedford Care Center of Marion	120	91.24	109.48
Golden Living Center Meridian	120	87.38	104.86
James T. Champion Nursing Facility	105	85.30	89.58
Meridian Community Living Center	58	N/A	N/A
North Pointe Health & Rehab	60	27.74	16.64
Poplar Springs Nursing Center	91	95.18	86.62

Table V Continued

2015 Nursing Facility Licensed Beds, Occupancy Rates  
and Average Daily Census

Facility	Licensed Beds	Occ Rate	ADC
Queen City Nursing Center	84	58.56	49.18
Reginald P White Nursing Facility	120	74.52	89.42
The Oaks Rehab & Healthcare Center	80	96.54	77.24
Lawrence County Lawrence County Nursing Center	60	94.36	56.62
Leake County Baptist Medical Center Leake Golden Living Center Carthage	143 44 99	97.03 96.10 97.44	138.74 42.28 96.46
Lee County Baldwyn Nursing Facility Cedars Health Center Golden Living Center Eason Tupelo Nursing & Rehab Center	487 107 140 120 120	94.18 92.84 98.10 87.46 97.52	458.66 99.34 137.34 104.94 117.04
Leflore County Crystal Health & Rehab of Greenwood Golden Age Nursing Home Riverview Nursing & Rehab Center	370 110 180 80	86.45 93.26 86.64 76.64	319.84 102.58 155.96 61.30
Lincoln County Countrybrook Living Center Golden Living Center Brook Manor Haven Hall Healthcare Center Silver Cross Health & Rehab	320 121 58 81 60	78.93 67.96 93.38 74.56 92.96	252.58 82.24 54.16 60.40 55.78
Lowndes County Aurora Health & Rehab Trinity Healthcare of Columbus Vineyard Court Nursing Center Windsor Place Nursing & Rehab	380 120 60 60 140	89.69 83.90 97.12 83.76 94.00	340.82 100.68 58.28 50.26 131.60
Madison County Highland Home Madison County Nursing Home St Catherines Village Siena Center The Arbor The Nicholas Center	455 120 95 120 60 60	92.55 90.34 97.76 90.90 92.62 91.96	421.12 108.42 92.86 109.08 55.58 55.18

Table V Continued

2015 Nursing Facility Licensed Beds, Occupancy Rates  
and Average Daily Census

Facility	Licensed Beds	Occ Rate	ADC
Marion County	297	87.20	258.98
Song Health & Rehab	119	82.56	98.24
The Grove	80	97.28	77.82
The Myrtles Nursing Center	98	84.62	82.92
Marshall County	180	86.46	160.50
Trinity Mississippi Health & Rehab of Great Oaks	60	98.50	59.10
Trinity Mississippi Health & Rehab of Holly Springs	120	84.50	101.40
Monroe County	332	88.61	294.18
Care Center of Aberdeen	120	84.32	101.18
Golden Living Center Amory	152	90.50	137.54
River Place Nursing Center	60	92.42	55.46
Montgomery County			
Winona Manor Health Care & Rehab	120	88.66	106.38
Neshoba County	340	93.39	317.52
Choctaw Residential Center	120	86.98	104.36
Hilltop Manor Health & Rehab	60	94.64	56.78
Neshoba County Nursing Home	160	97.74	156.38
Newton County	180	87.88	158.20
Bedford Care Center of Newton	120	83.44	100.12
J.G. Alexander Nursing Center	60	96.78	58.08
Noxubee County			
Noxubee County Nursing Home	60	99.34	59.60
Oktibbeha County	179	95.81	171.50
Starkville Manor Healthcare	119	96.66	115.02
The Carrington	60	94.12	56.48
Panola County	190	87.94	167.08
Golden Living Batesville	130	88.80	115.44
Sardis Community Nursing Home	60	86.06	51.64
Pearl River County	306	72.58	222.10
Bedford Care Center of Picayune	60	3.52	2.10
Covenant Health & Rehab Picayune	120	95.48	114.58
Pearl River County Nursing Home	126	83.66	105.42
Perry County			
Perry County Nursing Center	60	88.00	52.80

Table V Continued

2015 Nursing Facility Licensed Beds, Occupancy Rates  
and Average Daily Census

Facility	Licensed Beds	Occ Rate	ADC
Pike County	315	92.79	292.30
Camellia Estates	30	87.40	26.22
Courtyard Rehab & Healthcare	145	93.36	135.36
McComb Nursing & Rehab Center	140	93.36	130.72
Pontotoc County	164	59.48	97.54
Pontotoc Health & Rehab Center	60	89.82	53.88
Pontotoc Nursing Home	44	99.22	43.66
Sunshine Health Care	60	N/A	N/A
Prentiss County	144	86.16	124.06
Landmark Nursing & Rehab Center	80	93.36	74.68
Longwood Community Living Center	64	77.16	49.38
Quitman County			
Quitman County Health & Rehab	60	85.56	51.34
Rankin County	890	91.34	812.90
Brandon Court	100	91.38	91.38
Brandon Nursing & Rehab Center	230	96.64	222.30
Briar Hill Rest Home	60	90.28	54.16
Jaquith Nursing Home Adams Inn	86	91.36	78.56
Jaquith Nursing Home Jaquith Inn	87	84.80	73.78
Jaquith Nursing Home Jefferson Inn	86	87.38	75.16
Jaquith Nursing Home Madison Inn	85	87.74	74.58
Jaquith Nursing Home Monroe Inn	44	94.54	41.60
Methodist Specialty Care Center	60	95.96	57.58
Wisteria Gardens	52	84.24	43.80
Scott County	140	96.26	134.76
Lackey Convalescent Home	20	92.30	18.46
Mississippi Care Center of Morton	120	96.92	116.30
Sharkey County			
Heritage Manor of Rolling Fork	54	76.30	41.20
Simpson County	180	83.87	150.96
Bedford Care Center of Mendenhall	60	85.46	51.28
Hillcrest Nursing Center	120	83.06	99.68
Smith County			
Mississippi Care Center of Raleigh	121	82.82	100.22

Table V Continued

2015 Nursing Facility Licensed Beds, Occupancy Rates  
and Average Daily Census

Facility	Licensed Beds	Occ Rate	ADC
Stone County	162	67.86	109.94
Azalea Gardens Nursing Center	103	70.80	72.92
Stone County Nursing & Rehab Center	59	62.74	37.02
Sunflower County	246	97.16	239.02
Liberty Health & Rehab of Indianola	75	92.62	69.48
Ruleville Nursing & Rehab	111	99.52	110.48
Walter B Crook Nursing Facility	60	98.44	59.06
Tallahatchie County			
Tallahatchie General Hospital	98	25.10	24.60
Tate County			
Senatobia Healthcare & Rehab	120	79.68	95.62
Tippah County	240	83.55	200.50
Golden Living Center Ripley	140	82.18	115.04
Rest Haven Health & Rehab	60	77.64	46.58
Tippah County Nursing Home	40	97.20	38.88
Tishomingo County	178	85.07	151.42
Tishomingo Community Living Center	73	85.58	62.48
Tishomingo Manor Nursing Home	105	84.72	88.94
Tunica County			
Tunica County Health & Rehab	60	87.68	52.60
Union County	180	88.70	159.64
New Albany Health & Rehab Center	120	87.04	104.44
Union County Health & Rehab Center	60	92.02	55.20
Walthall County	137	87.70	120.16
Billdora Senior Care	77	84.62	65.16
Golden Living Center Tyletown	60	91.66	55.00
Warren County	380	86.85	330.02
Covenant Health & Rehab of Vicksburg	120	90.48	108.56
Heritage House Nursing Center	60	91.62	54.98
Shady Lane Health & Rehab	100	80.30	80.30
Vicksburg Convalescent Center	100	86.18	86.18
Washington County	356	87.53	311.62
Arbor Walk Healthcare Center	60	88.42	53.04
Legacy Manor Nursing & Rehab	60	83.42	50.06
Mississippi Care Center of Greenville	116	89.26	103.54

Table V Continued

2015 Nursing Facility Licensed Beds, Occupancy Rates  
and Average Daily Census

Facility	Licensed Beds	Occ Rate	ADC
River Heights Healthcare Center	60	84.96	50.98
Washington Care Center	60	90.02	54.00
Wayne County			
Pine View Health & Rehab Center	90	97.02	87.32
Webster County	155	91.13	141.26
Golden Living Center Eupora	119	90.06	107.18
Webster Health Services Nursing Facility	36	94.68	34.08
Wilkinson County			
Wilkinson County Senior Care	90	95.44	85.90
Winston County	134	96.62	129.46
Louisville Healthcare	60	93.40	56.04
Winston County Nursing Home	74	99.22	73.42
Yalobusha County			
Yalobusha County Nursing Home	122	96.56	117.80
Yazoo County	240	93.78	225.08
Martha Coker Home	60	94.16	56.50
Oasis Health & Rehab of Yazoo	180	93.66	168.58

\*Based on 18,554 beds. Eight facilities could not provide patient days.

Table VI

Nursing Facility Bed Count by County and Type of Accommodation  
as of December 31, 2015

County	Licensed Beds	Beds Set up	Private	Semi-Private	Ward
<b>Total</b>	<b>19,207</b>	<b>18,979</b>	<b>3,543</b>	<b>14,688</b>	<b>748</b>
Adams	254	246	30	212	4
Alcorn	264	264	36	228	0
Amite	80	80	16	64	0
Attala	270	270	16	242	12
Benton	60	60	4	56	0
Bolivar	350	349	45	250	54
Calhoun	155	155	31	124	0
Carroll	60	60	16	44	0
Chickasaw	139	139	75	64	0
Choctaw	60	60	36	24	0
Claiborne	73	73	5	68	0
Clarke	120	120	6	114	0
Clay	180	180	28	152	0
Coahoma	178	178	6	172	0
Copiah	180	173	25	148	0
Covington	270	270	18	240	12
DeSoto	320	320	42	278	0
Forrest	476	476	52	418	6
Franklin	60	60	12	48	0
George	101	101	23	78	0
Greene	120	120	42	78	0
Grenada	247	247	12	184	51
Hancock	202	202	38	164	0
Harrison	932	867	127	734	6
Hinds	1,543	1,541	234	1,234	73
Holmes	148	148	12	136	0
Humphreys	60	59	3	56	0
Itawamba	196	196	22	174	0
Jackson	528	465	115	350	0
Jasper	110	110	58	46	6
Jefferson	60	59	9	50	0
Jeff Davis	60	60	28	32	0
Jones	428	428	10	414	4
Kemper	60	60	4	56	0
Lafayette	330	330	28	290	12
Lamar	180	174	54	120	0
Lauderdale	838	821	197	616	8
Lawrence	60	60	10	50	0
Leake	143	143	43	100	0
Lee	487	487	168	280	39
Leflore	370	370	90	280	0
Lincoln	320	320	26	294	0



Table VI Continued

Nursing Facility Bed Count by County and Type of Accommodation  
as of December 31, 2015

County	Licensed Beds	Beds Set up	Private	Semi-Private	Ward
Lowndes	380	379	52	306	21
Madison	455	455	179	276	0
Marion	297	297	53	226	18
Marshall	180	180	10	170	0
Monroe	332	325	22	294	9
Montgomery	120	117	35	82	0
Neshoba	340	340	142	198	0
Newton	180	177	11	166	0
Noxubee	60	60	4	56	0
Oktibbeha	179	179	9	170	0
Panola	190	190	49	102	39
Pearl River	306	306	82	224	0
Perry	60	60	8	52	0
Pike	315	315	51	264	0
Pontotoc	164	164	46	118	0
Prentiss	144	144	3	138	3
Quitman	60	60	2	58	0
Rankin	890	881	199	402	280
Scott	140	140	13	124	3
Sharkey	54	54	4	50	0
Simpson	180	180	8	172	0
Smith	121	121	7	114	0
Stone	162	162	10	152	0
Sunflower	246	246	68	178	0
Tallahatchie	98	98	94	4	0
Tate	120	106	20	86	0
Tippah	240	240	48	192	0
Tishomingo	178	178	91	78	9
Tunica	60	60	2	58	0
Union	180	180	6	170	4
Walthall	137	137	7	130	0
Warren	380	361	37	288	36
Washington	356	356	94	250	12
Wayne	90	90	2	88	0
Webster	155	154	44	110	0
Wilkinson	90	90	24	66	0
Winston	134	134	44	90	0
Yalobusha	122	122	44	78	0
Yazoo	240	240	67	146	27

Table VII

Nursing Facility Bed Count and Percentage Distribution  
by Type of Accommodation as of December 31, 2015

	Total	Percent
<b>Licensed Bed Capacity</b>	<b>19,207</b>	<b>100.0</b>
Total Beds Set Up	18,979	98.8
Private	3,543	18.7
Semi-Private	14,688	77.4
Ward	748	3.9

Table VIII

Nursing Facilities by Bed Size  
as of December 31, 2015

	Total	Percent
<b>Total</b>	<b>208</b>	<b>100.00</b>
<60	18	8.65
60 to 119	123	59.13
120 to 179	59	28.37
180 to 239	7	3.37
>240	1	0.48

Table IX

Nursing Facilities by Bed Size and County  
as of December 31, 2015

	Under 60	60 to 119	120 to 179	180 to 239	240 & Up	Total
<b>Total</b>	<b>18</b>	<b>123</b>	<b>59</b>	<b>7</b>	<b>1</b>	<b>208</b>
Adams	1	2	0	0	0	3
Alcorn	1	1	1	0	0	3
Amite	0	1	0	0	0	1
Attala	0	0	2	0	0	2
Benton	0	1	0	0	0	1
Bolivar	1	3	1	0	0	5
Calhoun	1	0	1	0	0	2
Carroll	0	1	0	0	0	1
Chickasaw	0	2	0	0	0	2
Choctaw	0	1	0	0	0	1
Claiborne	0	1	0	0	0	1
Clarke	0	0	1	0	0	1
Clay	0	1	1	0	0	2
Coahoma	0	2	0	0	0	2
Copiah	0	1	1	0	0	2
Covington	0	2	1	0	0	3
DeSoto	0	1	2	0	0	3
Forrest	1	2	1	1	0	5
Franklin	0	1	0	0	0	1
George	1	1	0	0	0	2
Greene	0	2	0	0	0	2
Grenada	0	1	1	0	0	2
Hancock	0	1	1	0	0	2
Harrison	0	4	1	1	1	7
Hinds	0	9	5	1	0	15
Holmes	0	2	0	0	0	2
Humphreys	0	1	0	0	0	1
Itawamba	0	1	1	0	0	2
Jackson	0	3	2	0	0	5
Jasper	0	1	0	0	0	1
Jefferson	0	1	0	0	0	1
Jeff Davis	0	1	0	0	0	1
Jones	0	1	3	0	0	4
Kemper	0	1	0	0	0	1
Lafayette	0	0	1	1	0	2
Lamar	0	1	1	0	0	2
Lauderdale	1	5	3	0	0	9
Lawrence	0	1	0	0	0	1
Leake	1	1	0	0	0	2
Lee	0	1	3	0	0	4
Leflore	0	2	0	1	0	3
Lincoln	1	2	1	0	0	4
Lowndes	0	2	2	0	0	4

Table IX Continued

Nursing Facilities by Bed Size and County  
as of December 31, 2015

	Under 60	60 to 119	120 to 179	180 to 239	240 & Up	Total
Madison	0	3	2	0	0	5
Marion	0	3	0	0	0	3
Marshall	0	1	1	0	0	2
Monroe	0	1	2	0	0	3
Montgomery	0	0	1	0	0	1
Neshoba	0	1	2	0	0	3
Newton	0	1	1	0	0	2
Noxubee	0	1	0	0	0	1
Oktibbeha	0	2	0	0	0	2
Panola	0	1	1	0	0	2
Pearl River	0	1	2	0	0	3
Perry	0	1	0	0	0	1
Pike	1	0	2	0	0	3
Pontotoc	1	2	0	0	0	3
Prentiss	0	2	0	0	0	2
Quitman	0	1	0	0	0	1
Rankin	2	7	0	1	0	10
Scott	1	0	1	0	0	2
Sharkey	1	0	0	0	0	1
Simpson	0	1	1	0	0	2
Smith	0	0	1	0	0	1
Stone	1	1	0	0	0	2
Sunflower	0	3	0	0	0	3
Tallahatchie	0	1	0	0	0	1
Tate	0	0	1	0	0	1
Tippah	1	1	1	0	0	3
Tishomingo	0	2	0	0	0	2
Tunica	0	1	0	0	0	1
Union	0	1	1	0	0	2
Walthall	0	2	0	0	0	2
Warren	0	3	1	0	0	4
Washington	0	5	0	0	0	5
Wayne	0	1	0	0	0	1
Webster	1	1	0	0	0	2
Wilkinson	0	1	0	0	0	1
Winston	0	2	0	0	0	2
Yalobusha	0	0	1	0	0	1
Yazoo	0	1	0	1	0	2

Table X

Patients Served During 2015  
in Nursing Facilities by Age Group and Sex

<u>Age</u>	<u>Total</u>	<u>Percent</u>
<b>Total</b>	<b>41,198</b>	<b>100.0</b>
<18	2	0.0
18-44	627	1.5
45-64	5,763	14.0
65-74	9,091	22.1
75-84	13,590	33.0
>=85	12,125	29.4
-----		
Sex	41,198	100.0
Male	15,452	37.5
Female	25,746	62.5

Table XI

## Number of Total Nursing Facility Patients by Sex in 2015

	Total	Male	Female
<b>Total Patients December 31, 2014</b>	<b>16,764</b>	<b>5,792</b>	<b>10,972</b>
New Admissions	24,434	9,660	14,774
Discharges	20,282	7,939	12,343
Deaths	4,235	1,694	2,541
<b>Total Patients December 31, 2015</b>	<b>16,681</b>	<b>5,819</b>	<b>10,862</b>

Table XII

Ambulation Status of Patients in Nursing Facilities  
as of December 31, 2015 and Total Days of Patient Care

	Total	Percent
<b>Total</b>	<b>16,681</b>	<b>100.0</b>
Ambulant	5,593	33.5
Non-ambulant	11,088	66.5
-----		
Total Patient Days	5,871,767*	

\*Eight nursing facilities were unable to provide patient days.

Table XIII

## 2015 Nursing Facility Admissions

	Total	Percent
<b>Total</b>	<b>24,434</b>	<b>100.0</b>
Hospital	20,498	83.9
Another Nursing Home	1,372	5.6
Own or Relatives Home	1,967	8.1
Other	597	2.4

Table XIV

## 2015 Nursing Home Admissions by Fee Source

	Total	Percent
<b>Total</b>	<b>24,434</b>	<b>100.0</b>
Medicare	16,989	69.5
Medicaid	3,415	14.0
Patients and/or Relatives	1,302	5.3
VA Sponsored	138	0.6
Welfare Only	5	0.0
Welfare and Other Services	39	0.2
All Other Sources	2,546	10.4

Table XV

Destination of Patients Discharged  
from Nursing Homes During 2015

	Total	Percent
<b>Total</b>	<b>24,517</b>	<b>100.0</b>
Deaths	4,235	17.3
Live Discharges	20,282	82.7
Returned to Own or Relatives Home	10,491	51.7
Transferred to Hospital	7,717	38.1
Transferred to Another Nursing Home	1,480	7.3
All Others	594	2.9



Table XVI

## 2015 Selected Skilled Nursing Facility Data

County	Patient Days	Total Admissions	Total Patients Served
<b>Total</b>	<b>5,871,767</b>	<b>24,434</b>	<b>41,198</b>
Adams	42,790	375	572
Alcorn	85,864	681	899
Amite	25,867	97	172
Attala	85,193	229	467
Benton	20,518	58	117
Bolivar	119,735	295	627
Calhoun	51,176	76	217
Carroll	17,536	51	97
Chickasaw	44,205	95	211
Choctaw	21,079	30	86
Claiborne	21,281	69	124
Clarke	42,064	115	232
Clay	43,825	171	298
Coahoma	30,164	193	332
Copiah	52,189	144	290
Covington	93,226	182	437
DeSoto	108,249	851	1,156
Forrest	166,097	602	1,052
Franklin	20,271	70	126
George	30,091	233	311
Greene	40,068	73	184
Grenada	74,009	295	506
Hancock	23,304	339	508
Harrison	256,936	1,728	2,381
Hinds	436,050	2,371	3,773
Holmes	45,616	101	224
Humphreys	18,789	32	87
Itawamba	63,964	446	622
Jackson	128,172	830	1,221
Jasper	39,605	26	136
Jefferson	19,369	46	98
Jeff Davis	20,151	42	97
Jones	140,939	641	1,028
Kemper	21,111	19	79
Lafayette	99,077	459	731
Lamar	51,850	202	335
Lauderdale	227,398	797	1,503
Lawrence	20,664	57	110
Leake	50,645	69	205
Lee	167,409	762	1,222
Leflore	116,744	344	664
Lincoln	92,186	398	644
Lowndes	124,396	543	888

Table XVI Continued

## 2015 Selected Skilled Nursing Facility Data

County	Patient Days	Total Admissions	Total Patients Served
Madison	153,701	762	1,182
Marion	94,530	308	577
Marshall	56,803	352	519
Monroe	107,377	317	619
Montgomery	38,832	138	249
Neshoba	115,897	414	729
Newton	57,739	97	255
Noxubee	21,755	10	70
Oktibbeha	62,597	277	448
Panola	60,987	279	454
Pearl River	81,065	313	538
Perry	19,273	88	137
Pike	106,688	605	893
Pontotoc	35,604	162	313
Prentiss	45,285	146	281
Quitman	18,738	23	77
Rankin	296,706	1,216	2,035
Scott	49,189	115	248
Sharkey	15,039	49	93
Simpson	55,100	150	291
Smith	36,578	130	216
Stone	40,126	155	259
Sunflower	87,239	184	421
Tallahatchie	8,978	67	156
Tate	34,898	300	403
Tippah	73,186	255	467
Tishomingo	55,268	217	367
Tunica	19,202	49	100
Union	58,274	212	383
Walthall	43,856	136	253
Warren	120,459	580	901
Washington	113,741	337	663
Wayne	31,870	49	136
Webster	51,558	186	328
Wilkinson	31,351	59	142
Winston	47,255	77	206
Yalobusha	42,997	49	167
Yazoo	82,154	334	553

Table XVII

ICF-IID Bed Count, Patient Census, Patients Served  
and New Admissions as Of December 31, 2015

	2013	2014	2015
Counties with ICF-IIDs on December 31	9	9	9
ICF-IID Facilities on December 31:	16	16	14
Bed Count on December 31:	2,653	2,614	2,431
Patients on December 31:	2,481	2,401	2,235
Patients Served During the Year:	2,828	2,679	2,442
New Admissions During the Year:	239	210	183
Live Discharges During the Year:	298	243	172
Deaths During the Year:	49	35	35
Patient Days During the Year:	905,129	872,161	818,336

Appendix B has data for 1981-2012

Table XVIII

ICF-IID Ownership and Percentage Distribution  
by Number of Facilities and Licensed Beds  
as of December 31, 2015

	Facilities		Licensed Beds	
	Number	Percent	Number	Percent
<b>Total</b>	<b>14</b>	<b>100.00</b>	<b>2,431</b>	<b>100.00</b>
Proprietary	5	35.71	669	27.52
Nonprofit	1	7.14	20	0.82
Public	8	57.14	1,742	71.66

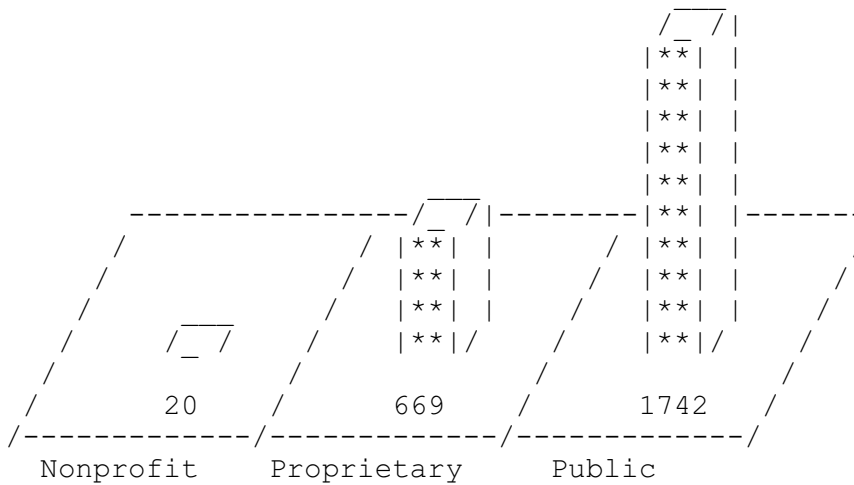
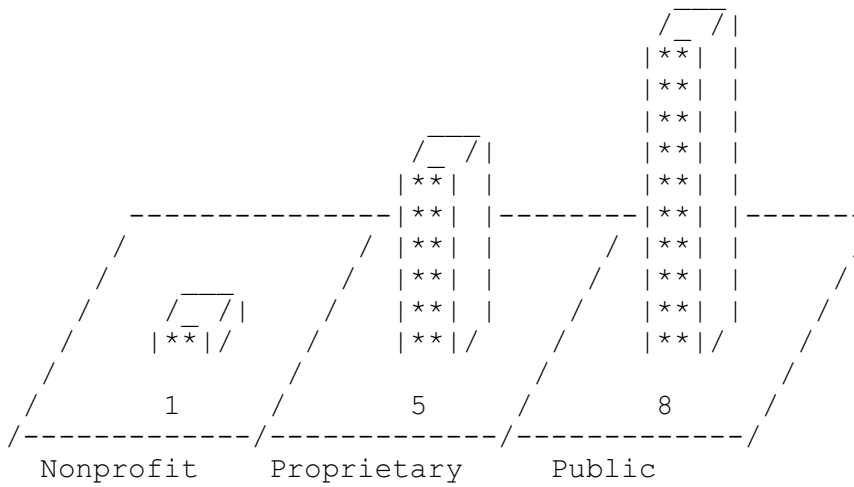


Table XIX

ICF-IID Employees and Percentage Distribution  
By Title and Whether Full-Time or Part-Time as of December 31, 2015

Employees by Type	Total		Full-Time		Part-Time	
	Number	Percent	Number	Percent	Number	Percent
<b>Total</b>	<b>4,321</b>	<b>100.0</b>	<b>4,082</b>	<b>100.0</b>	<b>239</b>	<b>100.0</b>
Administrator	104	2.4	102	2.5	2	0.8
Clerical	118	2.7	114	2.8	4	1.7
R.N.	129	3.0	104	2.5	25	10.5
L.P.N.	302	7.0	261	6.4	41	17.2
Aide, Orderly	2,432	56.3	2,350	57.6	82	34.3
Maid, Housekeeper	103	2.4	91	2.2	12	5.0
Laundry Worker	31	0.7	27	0.7	4	1.7
Dietitian (ADA)	22	0.5	12	0.3	10	4.2
Food Service Supervisor	21	0.5	21	0.5	0	0.0
Cook, Other Food Worker	165	3.8	152	3.7	13	5.4
Physical Therapist	10	0.2	5	0.1	5	2.1
Pharmacist	15	0.3	4	0.1	11	4.6
Other	869	20.1	839	20.6	30	12.6

Table XX

Licensed Bed Capacity and Beds Set Up and Staffed  
for ICF-IIDs as of December 31, 2015

Facility	County	Licensed Beds	Beds Set Up and Staffed
<b>Total</b>		<b>2,431</b>	<b>2,364</b>
Boswell Regional Center	Simpson	153	153
Canton Manor	Madison	132	132
Delta Manor	Coahoma	132	132
Hillside ICF-IID	Jones	95	95
Hudspeth Regional Center	Rankin	415	401
Lincoln Residential Center	Lincoln	140	140
Millcreek ICF-IID	Simpson	125	125
Mississippi Adolescent Center	Lincoln	32	32
Paul D Cotten ICF-IID	Jones	94	94
Pecan Grove ICF-IID	Jones	228	228
Rolling Hills Development Center	Oktibbeha	140	140
Son Valley	Madison	20	20
South Mississippi Regional Center	Harrison	240	240
Woodlane ICF-IID	Lafayette	485	432

Table XXI

## 2015 ICF-IID Licensed Beds, Occupancy Rates and Average Daily Census

Facility	Licensed Beds	Occ Rate	ADC
<b>Total</b>	<b>2,431</b>	<b>92.23</b>	<b>2,241.38</b>
Coahoma County Delta Manor	132	99.90	131.88
Harrison County South Mississippi Regional Center	240	88.68	212.84
Jones County Hillside ICF-IID	417	88.31	368.22
Paul D Cotten ICF-IID	95	94.08	89.36
Pecan Grove ICF-IID	94	87.02	81.80
	228	86.42	197.06
Lafayette Woodlane ICF-IID	485	90.38	438.36
Lincoln County Lincoln Residential Center	172	97.16	167.10
Mississippi Adolescent Center	140	98.04	137.24
	32	93.34	29.86
Madison County Canton Manor	152	99.68	151.50
Son Valley	132	99.80	131.74
	20	98.84	19.76
Oktibbeha County Rolling Hills Development Center	140	99.96	139.94
Rankin County Hudspeth Regional Center	415	87.42	362.84
Simpson County Boswell Regional Center	278	96.87	268.70
Millcreek ICF-IID	153	97.64	149.40
	125	95.92	119.30

Table XXII

ICF-IID Bed Count by County and Type of Accommodation  
as of December 31, 2015

County	Licensed Beds	Beds Set Up and Staffed	Private	Semi-Private	Ward
<b>Total</b>	<b>2,431</b>	<b>2,364</b>	<b>205</b>	<b>1,490</b>	<b>669</b>
Coahoma	132	132	5	58	69
Harrison	240	240	4	236	0
Jones	417	417	19	174	224
Lafayette	485	432	56	376	0
Lincoln	172	172	22	144	6
Madison	152	152	10	76	66
Oktibbeha	140	140	8	66	66
Rankin	415	401	24	154	223
Simpson	278	278	57	206	15

Table XXIII

ICF-IID Bed Count and Percentage Distribution  
by Type of Accommodation as of December 31, 2015

	Total	Percent
<b>Licensed Bed Capacity</b>	<b>2,431</b>	<b>100.0</b>
Total Beds Set Up	2,364	96.1
Private	205	8.7
Semi-Private	1,490	63.0
Ward	669	28.3



Table XXIV

ICF-IIDs by Bed Size as of December 31, 2015

	Total	Percent
<b>Total</b>	<b>14</b>	<b>100.00</b>
<60	2	14.29
60 to 119	2	14.29
120 to 179	6	42.86
180 to 239	1	7.14
240 & Up	3	21.43

Table XXV

ICF-IIDs by Bed Size and County as of December 31, 2015

	Under 60	60 - 119	120 - 179	180 - 239	240 & UP	Total
<b>Total</b>	<b>2</b>	<b>2</b>	<b>6</b>	<b>1</b>	<b>3</b>	<b>14</b>
Coahoma	0	0	1	0	0	1
Harrison	0	0	0	0	1	1
Jones	0	2	0	1	0	3
Lafayette	0	0	0	0	1	1
Lincoln	1	0	1	0	0	2
Madison	1	0	1	0	0	2
Oktibbeha	0	0	1	0	0	1
Rankin	0	0	0	0	1	1
Simpson	0	0	2	0	0	2

Table XXVI

Patients Served During 2015  
by Age Group and Sex

<u>Age</u>	<u>Total</u>	<u>Percent</u>
<b>Total</b>	<b>2,442</b>	<b>100.0</b>
<18	180	7.4
18-44	996	40.8
45-64	948	38.8
65-74	237	9.7
75-84	69	2.8
>=85	12	0.5
-----		
Sex	2,442	100.0
Male	1,444	59.1
Female	998	40.9

Table XXVII

Number of ICF-IID Facility Patients by Sex in 2015

	Total	Male	Female
<b>Total Patients December 31, 2014</b>	<b>2,259</b>	<b>1,320</b>	<b>939</b>
New Admissions	183	124	59
Discharges	172	114	58
Deaths	35	15	20
<b>Total Patients December 31, 2015</b>	<b>2,235</b>	<b>1,315</b>	<b>920</b>

Table XXVIII

Ambulation Status of ICF-IID Patients  
as of December 31, 2015 and Total Days of Patient Care

	Total	Percent
<b>Total Patients</b>	<b>2,235</b>	<b>100.0</b>
Ambulant Patients	1,719	76.9
Non-Ambulant Patients	516	23.1
-----		
Total Patient Days	818,336	

Table XXIX

## 2015 ICF-IID Admissions

	Total	Percent
<b>Total</b>	<b>183</b>	<b>100.0</b>
Hospital	20	10.9
Another Nursing Home	56	30.6
Own or Relative's Home	86	47.0
Other	21	11.5

Table XXX

## 2015 ICF-IID Admissions by Fee Source

	Total	Percent
<b>Total</b>	<b>183</b>	<b>100.0</b>
Medicare	15	8.2
Medicaid	125	68.3
Patients and/or Relatives	0	0.0
VA Sponsored	0	0.0
Welfare Only	0	0.0
Welfare and Other Sources	0	0.0
All Other Sources	43	23.5

Table XXXI

## Destination of ICF-IID Patients Discharged During 2015

	Total	Percent
<b>Total</b>	<b>207</b>	<b>100.0</b>
Deaths	35	16.9
Live Discharges	172	83.1
Returned to Own or Relatives Home	58	33.7
Transferred to Hospital	25	14.5
Transferred to Another Nursing Home	46	26.7
All Others	43	25.0

Table XXXII

## 2015 Selected ICF-IID Facility Data

	Patient Days	Total Admissions	Total Patients Served
<b>Total</b>	<b>818,336</b>	<b>183</b>	<b>2,442</b>
Coahoma	48,134	11	143
Harrison	77,688	2	224
Jones	134,406	42	374
Lafayette	160,000	7	454
Lincoln	60,996	20	190
Madison	55,304	17	168
Oktibbeha	51,079	7	168
Rankin	132,434	8	378
Simpson	98,295	69	343

Table XXXIII

Psychiatric Residential Treatment Facility Bed Count, Patient Census,  
Patients Served and New Admissions as of December 31, 2015

	2013	2014	2015
Counties with Facilities on December 31	7	7	7
Facilities on December 31:	7	7	8
Bed Count on December 31:	346	346	366
Patients on December 31:	331	359	350
Patients Served During the Year:	1,088	1,114	1,055
New Admissions During the Year:	758	757	699
Live Discharges During the Year:	757	755	705
Deaths During the Year:	0	0	0
Patient Days During the Year:	118,759	121,203	100,105

Appendix B has data for 1994-2012

Table XXXIV

Psychiatric Residential Treatment Facility Ownership  
and Percentage Distribution by Number of Facilities  
and Licensed Beds as of December 31, 2015

	Facilities		Licensed Beds	
	Number	Percent	Number	Percent
<b>Total</b>	<b>8</b>	<b>100.00</b>	<b>366</b>	<b>100.00</b>
Proprietary	5	62.50	238	65.03
Nonprofit	2	25.00	80	21.86
Public	1	12.50	48	13.11

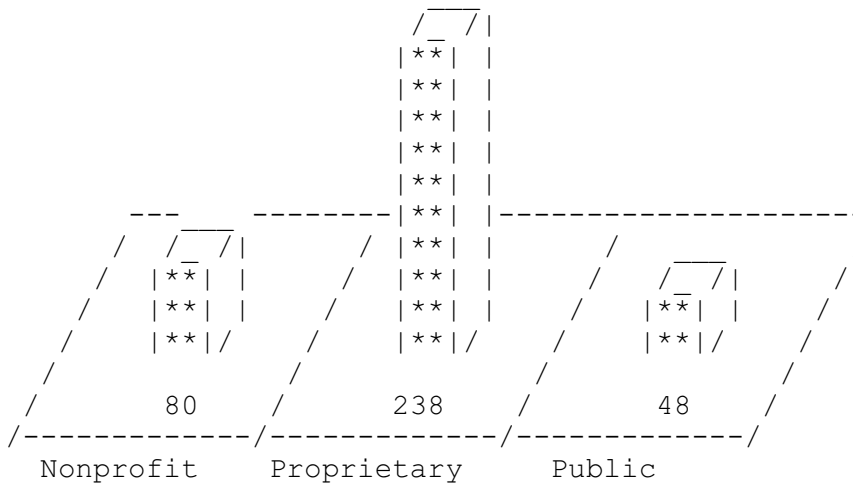
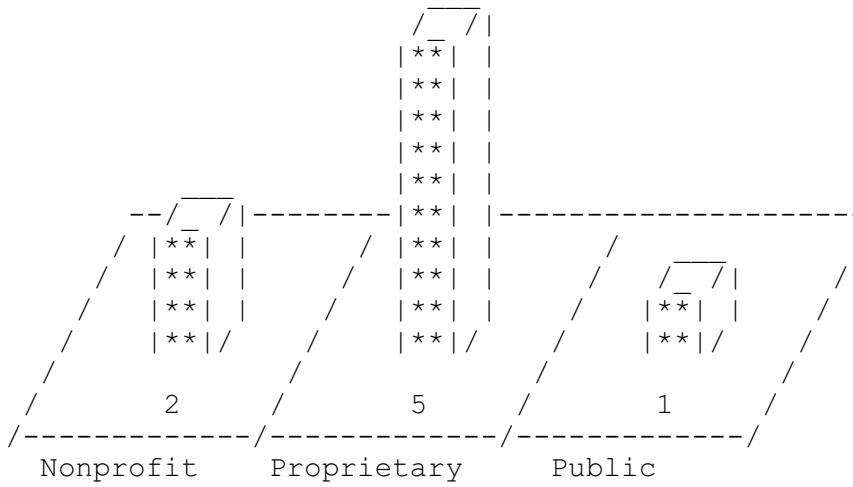


Table XXXV

Psychiatric Residential Treatment Facility Employees  
and Percentage Distribution By Title and Whether Full-Time or Part-Time  
as of December 31, 2015

Employees by Type	Total		Full-Time		Part-Time	
	Number	Percent	Number	Percent	Number	Percent
<b>Total</b>	<b>854</b>	<b>100.0</b>	<b>665</b>	<b>100.0</b>	<b>189</b>	<b>100.0</b>
Administrator	8	0.9	8	1.2	0	0.0
Clerical	38	4.4	37	5.6	1	0.5
R.N.	64	7.5	43	6.5	21	11.1
L.P.N.	30	3.5	27	4.1	3	1.6
Aide, Orderly	464	54.3	339	51.0	125	66.1
Maid, Housekeeper	24	2.8	20	3.0	4	2.1
Laundry Worker	1	0.1	1	0.2	0	0.0
Dietitian (ADA)	5	0.6	0	0.0	5	2.6
Food Service Supervisor	6	0.7	5	0.8	1	0.5
Cook, Other Food Worker	28	3.3	21	3.2	7	3.7
Physical Therapist	1	0.1	0	0.0	1	0.5
Pharmacist	10	1.2	9	1.4	1	0.5
Other	175	20.5	155	23.3	20	10.6



Table XXXVI

Licensed Bed Capacity and Beds Set Up and Staffed  
for Nursing Facilities as of December 31, 2015

Facility	County	Licensed Beds	Beds Set Up and Staffed
<b>Total</b>		<b>366</b>	<b>366</b>
CARES Center Jackson	Hinds	60	60
CARES Gulf Coast	Harrison	20	20
Diamond Grove Center	Winston	30	30
Millcreek of Pontotoc	Pontotoc	51	51
Millcreek PRTF	Simpson	57	57
Parkwood Behavioral Health System	DeSoto	40	40
Specialized Treatment Facility	Harrison	48	48
The Crossings	Lauderdale	60	60

Table XXXVII

2015 Nursing Facility Licensed Beds, Occupancy Rates  
and Average Daily Census

Facility	Licensed Beds	Rate	ADC
<b>Total</b>	<b>366</b>	<b>95.90</b>	<b>274.26</b>
DeSoto County Parkwood Behavioral Health System	40	92.72	37.08
Harrison County CARES Gulf Coast Specialized Treatment Facility	68	83.90	40.28
	20	N/A	N/A
	48	83.90	40.28
Hinds County CARES Center Jackson	60	N/A	N/A
Lauderdale County The Crossings	60	100.00	60.00
Pontotoc County Millcreek of Pontotoc	51	99.30	50.64
Simpson County Millcreek Psy/Res Treatment Facility	57	99.92	56.96
Winston County Diamond Grove Center	30	97.64	29.30

Table XXXVIII

Psychiatric Residential Treatment Facility Bed Count by County  
and Type of Accommodation as of December 31, 2015

County	Licensed Beds	Beds Set Up And Staffed	Private	Semi-Private	Ward
<b>Total</b>	<b>366</b>	<b>366</b>	<b>55</b>	<b>178</b>	<b>133</b>
DeSoto	40	40	0	0	40
Harrison	68	68	36	32	0
Hinds	60	60	0	60	0
Lauderdale	60	60	0	6	54
Pontotoc	51	51	15	0	36
Simpson	57	57	4	50	3
Winston	30	30	0	30	0

Table XXXIX

Psychiatric Residential Treatment Facility Bed Count  
and Percentage Distribution by Type of Accommodation  
as of December 31, 2015

	Total	Percent
<b>Licensed Bed Capacity</b>	<b>366</b>	<b>100.0</b>
Total Beds Set Up and Staffed	366	100.0
Private	55	15.0
Semi-Private	178	48.6
Ward	133	36.4

Table XL

Patients Served During 2015  
in Psychiatric Residential Treatment Facilities  
by Age Group and Sex

<u>Age</u>	<u>Total</u>	<u>Percent</u>
<b>Total</b>	<b>1,055</b>	<b>100.0</b>
<18	1,037	98.3
18-44	18	1.7
45-64	0	0.0
65-74	0	0.0
75-84	0	0.0
>=85	0	0.0
-----		
Sex	1,055	100.0
Male	715	67.8
Female	340	32.2

Table XLI

Number of Psychiatric Residential Treatment Facility  
Patients by Sex in 2015

	Total	Male	Female
<b>Total Patients December 31, 2014</b>	<b>356</b>	<b>252</b>	<b>104</b>
New Admissions	699	463	236
Live Discharges	705	472	233
Deaths	0	0	0
<b>Total Patients December 31, 2015</b>	<b>350</b>	<b>243</b>	<b>107</b>

Table XLII

Ambulation Status of Patients in Psychiatric Residential  
Treatment Facilities as of December 31, 2015  
and Total Days of Patient Care

	Total	Percent
<b>Total Patients</b>	<b>350</b>	<b>100.0</b>
Ambulant Patients	350	100.0
Non-Ambulant Patients	0	0.0
-----		
Total Patient Days	100,105	

Table XIII

## 2015 Residential Psychiatric Treatment Facility Admissions

	Total	Percent
<b>Total</b>	<b>699</b>	<b>100.0</b>
Hospital	387	55.4
Another Nursing Home	0	0.0
Own or Relatiaves Home	83	11.8
Other	229	32.8

Table XLIV

2015 Psychiatric Residential Treatment Facility  
Admissions by Fee Source

	Total	Percent
<b>Total</b>	<b>699</b>	<b>100.0</b>
Medicare	0	0.0
Medicaid	679	97.1
Patients and/or Relatives	8	1.1
VA	0	0.0
Welfare	0	0.0
Welfare and Other	0	0.0
Other	12	1.7

Table XLV

Destination of Patients Discharged  
from Psychiatric Residential Treatment Facilities During 2015

	Total	Percent
<b>Total</b>	<b>705</b>	<b>100.0</b>
Deaths	0	0.0
Live Discharges	705	100.0
Returned to Own or Relatives Home	334	47.4
Transferred to Hospital	109	15.5
Transferred to Another Nursing Home	0	0.0
All Others	262	37.1

Table XLVI

2015 Selected Psychiatric Residential Treatment Facility Data

County	Patient Days	Admissions	Total Patients Served
<b>Total</b>	<b>100,105</b>	<b>699</b>	<b>1,055</b>
DeSoto	13,537	71	139
Harrison	14,701	89	129
Hinds	0	138	192
Lauderdale	21,900	106	166
Pontotoc	18,486	125	173
Simpson	20,790	108	165
Winston	10,691	62	91

Table XLVII

Personal Care Home Bed Count, Patient Census, Patients Served  
and New Admissions as Of December 31, 2015

	2013	2014	2015
Counties with Facilities on December 31	60	60	58
Facilities on December 31:	177	184	185
Bed Count on December 31:	6,211	6,529	6,751
Patients on December 31:	4,628	4,956	4,864
Patients Served During the Year:	6,737	6,907	7,008
New Admissions During the Year:	2,352	2,327	2,325
Live Discharges During the Year:	1,538	1,399	1,558
Deaths During the Year:	571	552	588
Patient Days During the Year:	1,318,940	1,348,029	1,386,061

Appendix B has data for 1966-2012

Table XLVIII

Personal Care Home Ownership and Percentage Distribution  
by Number of Homes and Licensed Beds as of December 31, 2015

	Facilities		Licensed Beds	
	Number	Percent	Number	Percent
<b>Total</b>	<b>185</b>	<b>100.00</b>	<b>6,751</b>	<b>100.00</b>
Proprietary	158	85.41	5,883	87.14
Nonprofit	25	13.51	808	11.87
Public	2	1.08	60	0.89

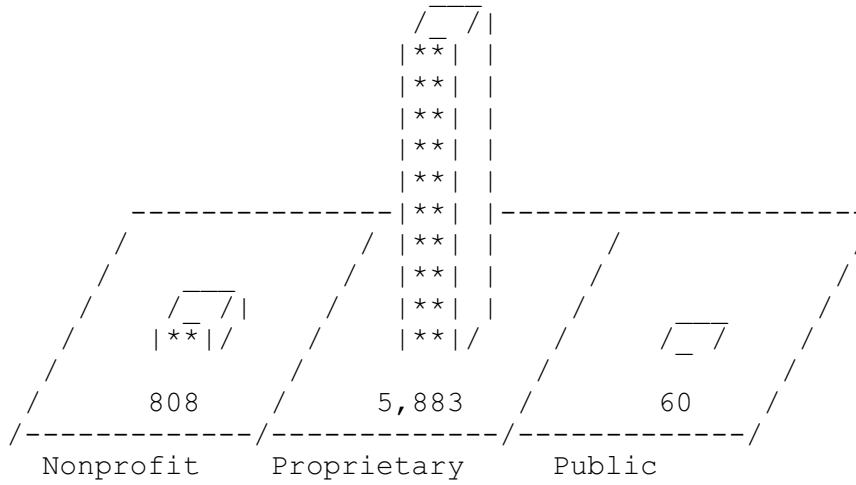
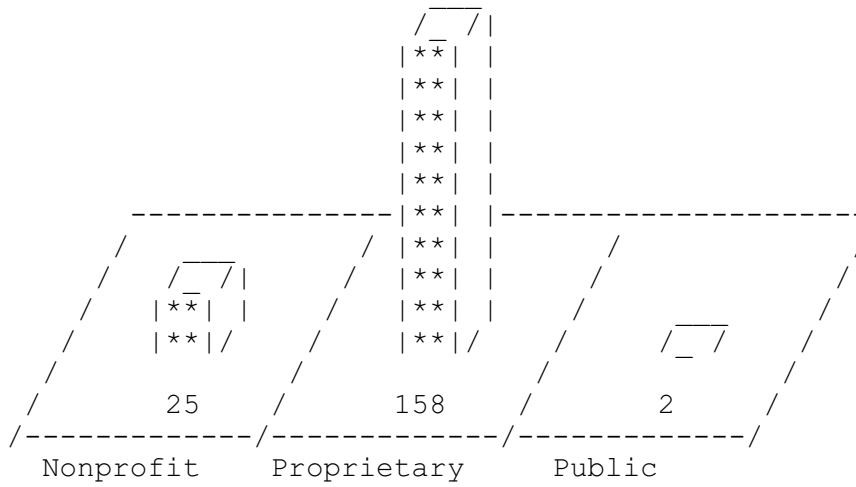




Table XLIX

Personal Care Home Employees and Percentage Distribution  
By Title and Whether Full-Time or Part-Time as of December 31, 2015

Employees by Type	Total		Full-Time		Part-Time	
	Number	Percent	Number	Percent	Number	Percent
<b>Total</b>	<b>4,673</b>	<b>100.0</b>	<b>3,263</b>	<b>100.0</b>	<b>1,410</b>	<b>100.0</b>
Administrator	202	4.3	195	6.0	7	0.5
Clerical	144	3.1	118	3.6	26	1.8
R.N.	152	3.3	85	2.6	67	4.8
L.P.N.	644	13.8	401	12.3	243	17.2
Aide, Orderly	2,161	46.2	1,556	47.7	605	42.9
Maid, Housekeeper	259	5.5	188	5.8	71	5.0
Laundry Worker	49	1.0	38	1.2	11	0.8
Dietitian (ADA)	78	1.7	10	0.3	68	4.8
Food Service Supervisor	96	2.1	78	2.4	18	1.3
Cook, Other Food Worker	579	12.4	378	11.6	201	14.3
Physical Therapist	15	0.3	3	0.1	12	0.9
Pharmacist	13	0.3	0	0.0	13	0.9
Other	281	6.0	213	6.5	68	4.8

Table L

Licensed Bed Capacity and Beds Set Up and Staffed  
for Personal Care Homes as of December 31, 2015

Facility	County	Licensed Beds	Beds Set Up and Staffed
<b>Total</b>		<b>6,751</b>	<b>5,546</b>
Affordable Senior Care	DeSoto	15	15
Alden Pointe	Lamar	45	33
Aldersgate Personal Care	Lauderdale	58	45
Alpha Omega Personal Care Home	Hinds	13	13
Amelia's Garden Assisted Living	George	15	15
Aston Court Retirement Community	Pike	50	25
Atwood Personal Care Home Kosciusko	Attala	30	30
Atwood Personal Care Home Noxapater	Winston	17	11
Atwood Personal Care Home Philadelphia	Neshoba	38	32
Autumn Light Personal Care Home	Hinds	23	23
Avonlea Assisted Living & Retirement Community	Lee	72	63
Bay Cove	Harrisom	142	124
Beau Ridge	Madison	47	10
Bee Hive Homes of Carthage	Leake	16	16
Bee Hive Homes of Forest	Scott	13	13
Bee Hive Homes of Louisville	Winston	20	18
Bee Hive Homes of Marion	Lauderdale	16	16
Bee Hive Homes of Newton	Newton	12	12
Bee Hive Homes of Philadelphia	Neshoba	15	15
Bee Hive Homes of Starkville	Oktibbeha	16	16
Belmont Gardens Personal Care Home	Warren	32	18
Blueberry Hill Personal Care Home	Pearl River	9	8
Brandon Court	Rankin	6	6
Briar Hill Rest Home Personal Care Home	Rankin	2	2
Broadway Manor Residential Care Home	Washington	11	11
Brookdale Brandon	Rankin	110	78
Brookdale Clinton	Hinds	108	108
Brookdale Greenville	Washington	55	42
Brookdale Hattiesburg I	Forrest	90	77
Brookdale Meridian	Lauderdale	110	89
Brookdale Oxford	Lafayette	90	85
Brookdale Ridgeland	Madison	100	88
Brookdale Senior Living Biloxi	Harrison	105	96
Brooklyn Hall Personal Care Home	Choctaw	14	13
Brookwood Villa Personal Care Home	Wayne	36	26
Bruce Community Living Center	Calhoun	20	20
Buckman Enrichment Home	Tate	20	20
Camellia Estates	Pike	48	43
Carrington House	Tishomingo	25	18
Chapman Oaks	Harrison	15	14
Charleston Place	Itawamba	44	44
Christian Care	Madison	31	31

Table L Continued

Licensed Bed Capacity and Beds Set Up and Staffed  
for Personal Care Homes as of December 31, 2015

<u>Facility</u>	<u>County</u>	<u>Licensed Beds</u>	<u>Beds Set Up and Staffed</u>
Church Street Manor	Pontotoc	40	40
Cleveland Personal Care Home Residential Living	Bolivar	85	85
Collegview Personal Care Home	Lowndes	6	6
Comfortcare Assisted Living	Jones	12	12
Community Development Assisted Living I	Perry	30	30
Community Development Assisted Living II	Perry	12	12
Cottonwood Manor	Jones	24	24
Country Comfort	Forrest	15	12
Country Cottage	Alcorn	29	27
Country Meadow Personal Care Home	Leflore	18	11
Countrywood Manor	Itawamba	78	46
Covington Ridge	Covington	36	29
Destiny Manor	Washington	11	11
Dogwood Corinth	Alcorn	40	30
Dogwood Fulton	Itawamba	36	26
Dogwood New Albany	Union	24	21
Dunbar Village Courtyard	Hancock	10	10
Eldercare Personal Care Home	Hinds	11	11
Elderly Care Center	Noxubee	15	14
Elise's Place	Sunflower	12	12
Erie Street Personal Care Home	Hinds	11	11
Eva's Place Assisted Living Facility	George	25	21
Extra Care Personal Care Home	Jones	10	10
EZ Living Residential Living Services	Hancock	20	20
Fairfield of Batesville	Panola	54	49
Falcon Crest Personal Care Assisted Living	Forrest	15	15
Fernbrook Personal Care Home	Chickasaw	18	13
Fisher Care	Lauderdale	8	8
Flowers Manor Personal Care	Coahoma	36	9
Fondren Cove Assisted Living	Hinds	18	18
Friends Personal Care Home	Perry	12	12
Garden Suites Assisted Living	Monroe	22	16
Graceland of Grenada	Grenada	63	58
Harmony Court Assisted Living	Hinds	105	105
Haven Hall Assisted Living	Lincoln	11	11
Haven House	Marion	14	14
Heavenly Angels	Clay	7	7
Heritage House Assisted Living	Warren	41	41
Hermitage Gardens	Lafayette	55	54
Hermitage Gardens of Southaven	DeSoto	65	59
House of Faith	Hinds	15	15
In Loving Arms	Pearl River	15	13
Indywood Personal Care Home	Sunflower	29	28
Indywood Estate Personal Care Home	Bolivar	39	27

Table L Continued

Licensed Bed Capacity and Beds Set Up and Staffed  
for Personal Care Homes as of December 31, 2015

Facility	County	Licensed Beds	Beds Set Up and Staffed
Indywood Glen Personal Care Home	Leflore	62	51
Lakeview Nursing Center Personal Care Home	Harrison	10	2
Lakeview Place	Simpson	15	15
Lawson Personal Care Home	Bolivar	13	8
Lemoyne Place	Harrison	48	44
Life Pointe Village of Southaven	DeSoto	101	84
Love & Gracious Center	Hinds	11	11
Lynwood Senior Care	Jones	12	12
Madden Lighthouse	Leake	24	24
Magnolia Gardens Assisted Living of Ellisville	Jones	20	20
Magnolia Gardens Assisted Living of Laurel	Jones	56	56
Magnolia Gardens of Greenville	Washington	48	44
Magnolia Home Personal Care	Lauderdale	14	12
Magnolia Manor	Scott	15	15
Magnolia Manor of Tupelo	Lee	122	81
Magnolia New Albany	Union	40	34
Magnolia Place	Lamar	18	14
Magnolia Village	Adams	46	44
Mcallister's Personal Care Home	Hinds	11	11
McCoy's Personal Care Home	Lauderdale	15	15
Miss Bernice's House	Holmes	18	15
Mississippi Cares Residential Home	Hinds	24	24
Mitchell Center	Lee	60	51
Montgomery Gardens	Oktibbeha	36	34
Mykales Residential Living	Union	7	7
Nelson's Personal Care Home	Washington	12	12
New Country Living Personal Care Home	Pearl River	14	14
New Horizon Retirement Living	Lowndes	12	11
North Grove Personal Care Home	Hinds	34	34
Northview Villa Personal Care	Jones	54	17
Oaktree Manor Assisted Living	Monroe	51	50
Oakwood Manor	Noxubee	18	10
Old Ladies Home	Madison	20	20
Olive Grove Terrace & Arbors	DeSoto	94	78
One Magnolia Place	Harrison	60	33
Open Arms Personal Care Home	Hinds	6	6
Our Place Personal Care Home	Pearl River	12	11
Paradise Cove Assisted Living	Hinds	6	6
Paradise Personal Care Home	Claiborne	5	5
Parker's Personal Care Home	Hinds	16	16
Peach Tree Village	Rankin	71	60
Phillips Personal Care Home	Itawamba	14	14
Plainview Assisted Living	Rankin	55	32
Pressicare	Monroe	10	10

Table L Continued

Licensed Bed Capacity and Beds Set Up and Staffed  
for Personal Care Homes as of December 31, 2015

Facility	County	Licensed Beds	Beds Set Up and Staffed
Providence PCC of Senatobia	Tate	70	61
Provision Living at Hattiesburg	Lamar	100	81
Rest Haven	Clarke	15	15
Restoration Assisted Living Facility	Washington	15	15
Riggs Manor Retirement Community	Hinds	94	64
River Birch Estates Assisted	Newton	20	15
Riverbirch	Lee	30	30
Rosewood Tupelo	Lee	75	42
Ruleville Nursing & Rehab	Sunflower	11	9
Samaritan Garden Personal Care Home	Lee	32	26
Seashore Oaks Assisted Living	Harrison	42	42
Seasons	Madison	10	10
Serenity Springs Personal Care Home	Harrison	8	8
Shanell's Assisted Living	Hinds	15	15
Shirley's Assisted Living	Sunflower	12	12
Silas' Personal Care Home	Hinds	16	16
Silvercreek Retirement Community	DeSoto	118	107
Sincere Home Care	Hinds	14	14
Smith Manor	George	15	15
Southern Living Specialty Care	Wayne	25	21
Southern Magnolia Estates I	Tishomingo	37	27
Southern Magnolia Estates II	Tishomingo	18	10
Southern Magnolia Estates III	Tishomingo	37	22
Sparrow Hill	George	26	21
St Catherine's Village Campbell Cove	Madison	60	60
St Catherine's Village Marian Hall	Madison	60	60
St David Personal Care Home	Hinds	8	8
Stone County Nursing & Rehab Center	Stone	1	1
Strong River Villa	Simpson	15	15
Summerland Manor	Jasper	48	18
The Arrington	Lowndes	70	63
The Blake at Flowood	Rankin	130	99
The Blake at Oxford	Lafayette	115	22
The Blake at Township	Madison	115	101
The Claiborne at Adelaide	Oktibbeha	75	10
The Claiborne at Hattiesburg	Forrest	72	72
The Cove at Seashore Highlands	Harrison	65	54
The Gardens	Jackson	72	68
The Grove	Marion	8	8
The Landmark Community	Prentiss	40	40
The Orchard Personal Care	Madison	78	78
The Sunshine Inn	Union	20	20
Timeless Grace Assisted Living	Pearl River	15	15
Trinity Personal Care	Lowndes	62	52

Table L Continued

Licensed Bed Capacity and Beds Set Up and Staffed  
for Personal Care Homes as of December 31, 2015

<u>Facility</u>	<u>County</u>	<u>Licensed Beds</u>	<u>Beds Set Up and Staffed</u>
Utopia Assisted Living	Hinds	20	20
Vicker's Personal Care Home Mathiston	Webster	13	9
Vicker's Personal Care Home Starkville	Oktibbeha	18	17
Villa South Assisted Living	Rankin	50	42
Waverly Care Home	Clay	21	21
Wesley Meadows Retirement Community	DeSoto	101	43
Willard F Bond Home	Madison	40	30
Wisteria Gardens	Rankin	6	6
Wisteria Manor Personal Care Home	Clarke	30	15
Woodland Court Personal Care Home	Newton	41	27
Woodland Village Nursing Center	Hancock	2	2

Table LI

2015 Personal Care Home Licensed Beds, Occupancy Rates  
and Average Daily Census

Facility	Licensed Beds	Occ Rate	ADC
<b>Total</b>	<b>6,751</b>	<b>71.93*</b>	<b>3,797.47</b>
Adams Magnolia Village	46	91.38	42.04
Alcorn County Country Cottage	69	79.19	54.64
Dogwood Corinth	29	93.40	27.08
	40	68.88	27.56
Attala County Atwood Personal Care Home Kosciusko	30	100.00	30.00
Bolivar County Cleveland Personal Care Home Residential Living	137	81.81	112.08
Indywood Estate Personal Care Home	85	89.90	76.42
Lawson Personal Care Home	39	75.30	29.36
	13	48.48	6.30
Calhoun County Bruce Community Living Center	20	65.32	13.06
Chickasaw County Fernbrook Personal Care Home	18	62.52	11.26
Choctaw County Brooklyn Hall Personal Care Home	14	59.54	8.34
Claiborne County Paradise Personal Care Home	5	N/A	N/A
Clarke County Rest Haven	45	54.40	24.48
Wisteria Manor Personal Care Home	15	66.84	10.02
	30	48.18	14.46
Clay County Heavenly Angels	28	65.26	18.28
Waverly Care Home	7	57.38	4.02
	21	67.90	14.26
Coahoma County Flowers Manor Personal Care	36	21.50	7.74
Covington County Covington Ridge	36	63.66	22.92

Table LI Continued

2015 Personal Care Home Licensed Beds, Occupancy Rates  
and Average Daily Census

Facility	Licensed Beds	Occ Rate	ADC
DeSoto County	494	50.68	242.74
Affordable Senior Care	15	N/A	N/A
Hermitage Gardens of Southaven	65	91.46	59.44
Life Pointe Village of Southaven	101	84.28	85.12
Olive Grove Terrace & Arbors	94	54.92	51.64
Silvercreek Retirement Community	118	7.04	8.30
Wesley Meadows Retirement Community	101	37.88	38.24
Forrest County	192	70.05	113.48
Brookdale Hattiesburg I	90	92.22	83.00
Country Comfort	15	N/A	N/A
Falcon Crest Personal Care Assisted Living	15	N/A	N/A
The Claiborne at Hattiesburg	72	42.34	30.48
George County	81	90.37	46.10
Amelia's Garden Assisted Living	15	N/A	N/A
Eva's Place Assisted Living Facility	25	100.00	25.0
Smith Manor	15	N/A	N/A
Sparrow Hill	26	81.12	21.10
Grenada County			
Graceland of Grenada	63	81.94	51.62
Hancock County	32	70.36	7.04
Dunbar Village Courtyard	10	70.36	7.04
EZ Living Residential Living Services	20	N/A	N/A
Woodland Village Nursing Center	2	N/A	N/A
Harrison County	505	61.53	121.84
Bay Cove	142	N/A	N/A
Brookdale Senior Living Biloxi	105	N/A	N/A
Chapman Oaks	15	79.42	11.92
Lakeview Nursing Center Personal Care Home	10	N/A	N/A
Lemoyne Place	48	75.00	36.00
One Magnolia Place	60	39.86	23.92
Seashore Oaks Assisted Living	42	N/A	N/A
Serenity Springs Personal Care Home	8	N/A	N/A
The Cove at Seashore Highlands	75	66.66	50.00
Hinds County	579	69.42	317.24
Alpha Omega Personal Care Home	13	100.00	13.00
Autumn Light Personal Care Home	23	100.00	23.00
Brookdale Clinton	108	100.00	108.00
Eldercare Personal Care Home	11	N/A	N/A



Table LI Continued

2015 Personal Care Home Licensed Beds, Occupancy Rates  
and Average Daily Census

Facility	Licensed Beds	Occ Rate	ADC
Erie Street Personal Care Home	11	N/A	N/A
Fondren Cove Assisted Living	18	94.44	17.00
Harmony Court Assisted Living	105	15.54	16.32
House of Faith	15	80.00	12.00
Love & Gracious Center	11	N/A	N/A
Mcallister's Personal Care Home	11	100.00	11.00
Mississippi Cares Residential Living Home	24	N/A	N/A
North Grove Personal Care Home	34	58.16	19.78
Open Arms Personal Care Home	6	N/A	N/A
Paradise Cove Assisted Living	6	N/A	N/A
Parker's Personal Care Home	16	92.46	14.80
Riggs Manor Retirement Community	94	72.66	68.30
St David Personal Care Home	8	N/A	N/A
Silas' Personal Care Home	16	N/A	N/A
Sincere Home Care	14	N/A	N/A
Shanell's Assisted Living	15	N/A	N/A
Utopia Assisted Living	20	70.24	14.04
Holmes County			
Miss Bernice's House	18	N/A	N/A
Itawamba County			
Charleston Place	44	82.72	36.40
Countrywood Manor	78	56.04	43.72
Dogwood Fulton	36	69.46	25.00
Phillips Personal Care Home	14	N/A	N/A
Jackson County			
The Gardens	72	89.94	64.76
Jasper County			
Summerland Manor	48	44.50	21.36
Jones County			
Comfortcare Assisted Living	12	28.84	3.46
Cottonwood Manor	24	62.50	15.00
Extra Care Personal Care Home	10	N/A	N/A
Lynwood Senior Care	12	N/A	N/A
Magnolia Gardens Assisted Living of Ellisville	20	83.28	16.66
Magnolia Gardens Assisted Living of Laurel	56	94.10	52.70
Northview Villa Personal Care	54	29.84	16.12

Table LI Continued

2015 Personal Care Home Licensed Beds, Occupancy Rates  
and Average Daily Census

Facility	Licensed Beds	Occ Rate	ADC
Lafayette County	260	90.23	130.84
Brookdale Oxford	90	100.00	90.00
Hermitage Gardens	55	74.26	40.84
The Blake at Oxford	115	N/A	N/A
Lamar County	163	74.26	121.06
Alden Pointe	45	74.44	33.50
Magnolia Place	18	69.32	12.48
Provision Living at Hattiesburg	100	75.08	75.08
Lauderdale County	221	75.20	138.36
Aldersgate Personal Care	58	76.04	44.10
Bee Hive Homes of Marion	16	71.36	11.42
Brookdale Meridian	110	75.32	82.84
Fisher Care	8	N/A	N/A
Magnolia Home Personal Care	14	N/A	N/A
McCoy Personal Care Home	15	N/A	N/A
Leake County	40	57.18	22.87
Bee Hive Homes of Carthage	16	92.92	14.87
Madden Lighthouse	24	33.36	8.00
Lee County	391	85.00	332.34
Avonlea Assisted Living & Retirement Community	72	87.00	62.64
Magnolia Manor of Tupelo	122	99.18	121.00
Mitchell Center	60	77.34	46.40
Riverbirch	30	99.90	29.96
Rosewood Tupelo	75	67.72	50.78
Samaritan Garden Personal Care Home	32	67.34	21.56
Leflore County	80	77.08	61.66
Country Meadow Personal Care Home	18	61.94	11.14
Indywood Glen Personal Care Home	62	81.48	50.52
Lincoln County			
Haven Hall Assisted Living	11	47.58	5.24
Lowndes County	150	71.65	107.48
Collegview Personal Care Home	6	62.28	3.74
New Horizon Retirement Living	12	52.12	6.26
The Arrington	70	66.00	46.20
Trinity Personal Care	62	82.72	51.28

Table LI Continued

2015 Personal Care Home Licensed Beds, Occupancy Rates  
and Average Daily Census

Facility	Licensed Beds	Occ Rate	ADC
Madison County	561	72.92	218.00
Beau Ridge	47	N/A	N/A
Brookdale Ridgeland	100	N/A	N/A
Christian Care	31	67.74	21.00
Old Ladies Home	20	82.84	16.56
Seasons	10	75.90	7.58
St Catherine's Village Campbell Cove	60	53.18	31.90
St Catherine's Villa Marian Hall	60	77.16	46.30
The Blake at Township	115	N/A	N/A
The Orchard Personal Care	78	95.44	74.44
Willard F Bond Home	40	50.54	20.22
Marion County	22	68.42	15.06
Haven House	14	91.00	12.74
The Grove	8	28.90	2.32
Monroe County	83	82.60	68.56
Garden Suites Assisted Living	22	71.72	15.78
Oaktree Manor Assisted Living	51	83.88	42.78
Pressicare	10	100.00	10.00
Neshoba County	53	85.84	45.50
Atwood Personal Care Home Philadelphia	38	84.22	32.00
Bee Hive Homes of Philadelphia	15	89.96	13.50
Newton County	74	62.45	33.10
Bee Hive Homes of Newton	12	71.52	8.58
River Birch Estates Assisted	21	N/A	N/A
Woodland Court Personal Care Home	41	59.78	24.52
Noxubee County	33	50.90	16.80
Elderly Care Center	15	49.22	7.38
Oakwood Manor	18	52.30	9.42
Oktibbeha County	145	79.91	41.56
Bee Hive Homes of Starkville	16	56.46	9.04
Montgomery Gardens	36	85.58	32.52
The Claiborne at Adelaide	75	N/A	N/A
Vickers Personal Care Home Starkville	18	N/A	N/A
Panola County			
Fairfield of Batesville	54	80.00	43.64

Table LI Continued

2015 Personal Care Home Licensed Beds, Occupancy Rates  
and Average Daily Census

Facility	Licensed Beds	Occ Rate	ADC
Pearl River County	65	84.23	30.32
Blueberry Hill Personal Care Home	9	88.88	8.00
In Loving Arms	15	N/A	N/A
New Country Living Personal Care Home	14	N/A	N/A
Our Place Personal Care Home	12	86.02	10.32
Timeless Grace Assisted Living	15	80.00	12.00
Perry County	54	92.06	49.72
Community Development Assisted Living I	30	98.46	29.54
Community Development Assisted Living II	12	84.80	10.18
Friends Personal Care Home	12	83.34	10.00
Pike County	98	63.99	62.70
Aston Court Retirement Community	50	53.20	26.60
Camellia Estates	48	75.22	36.10
Pontotoc County			
Church Street Manor	40	81.40	32.56
Prentiss County			
The Landmark Community	40	65.24	26.10
Rankin County	430	77.00	229.44
Brandon Court	6	72.78	4.36
Briar Hill Rest Home Personal Care Home	2	N/A	N/A
Brookdale Brandon	110	100.00	110.00
Peach Tree Village	71	70.94	50.36
Plainview Assisted Living	55	38.22	21.02
The Blake at Flowood	130	N/A	N/A
Villa South Assisted Living	50	76.00	38.00
Wisteria Gardens	6	95.12	5.70
Scott County	28	89.11	24.96
Bee Hive Homes of Forest	13	84.24	10.96
Magnolia Manor	15	93.34	14.00
Simpson County	30	68.24	20.46
Lakeview Place	15	84.32	12.64
Strong River Villa	15	52.14	7.82
Stone County			
Stone County Nursing & Rehab Center	1	N/A	N/A

Table LI Continued

2015 Personal Care Home Licensed Beds, Occupancy Rates  
and Average Daily Census

Facility	Licensed Beds	Occ Rate	ADC
Sunflower County	62	93.21	35.42
Elise's Place	12	N/A	N/A
Indywood	29	91.26	26.46
Ruleville Nursing & Rehab	9	99.52	8.96
Shirley's Assisted Living	12	N/A	N/A
Tate County	90	97.94	19.58
Buckman Enrichment Home	20	97.94	19.58
Providence PCC of Senatobia	70	N/A	N/A
Tishomingo County	117	71.56	65.84
Carrington House	25	N/A	N/A
Southern Magnolia Estates I	37	74.00	27.38
Southern Magnolia Estates II	18	68.84	12.40
Southern Magnolia Estates III	37	70.44	26.06
Union County	91	81.67	52.28
Dogwood New Albany	24	74.18	17.80
Magnolia New Albany	40	86.18	34.48
Mykales Residential Living Living	7	N/A	N/A
The Sunshine Inn	20	N/A	N/A
Warren County	73	77.64	56.68
Belmont Gardens Personal Care Home	32	63.96	20.46
Heritage House Assisted Living	41	88.32	36.22
Washington County	152	75.66	86.26
Broadway Manor Residential Care	11	18.18	2.00
Brookdale Greenville	55	76.36	42.00
Destiny Manor	11	N/A	N/A
Magnolia Gardens of Greenville	48	88.02	42.26
Nelson's Personal Care Home	12	N/A	N/A
Restoration Assisted Living	15	N/A	N/A
Wayne County	61	56.21	34.28
Brookwood Villa Personal Care Home	36	39.68	14.28
Southern Living Specialty Care	25	80.00	20.00
Webster County			
Vickers Personal Care Home Mathiston	13	N/A	N/A
Winston County	37	77.64	28.72
Atwood Personal Care Home Noxapater	17	64.70	11.00
Bee Hive Homes of Louisville	20	88.64	17.72

Table LII

Personal Care Home Bed Count by County and Type of Accommodation  
as of December 31, 2015

County	Total Licensed Beds	Beds Set up	Private	Semi Private	Ward
<b>Total</b>	<b>6,751</b>	<b>5,546</b>	<b>4,109</b>	<b>1,102</b>	<b>335</b>
Adams	46	44	44	0	0
Alcorn	69	57	47	10	0
Attala	30	30	30	0	0
Bolivar	137	120	112	0	8
Calhoun	20	20	14	6	0
Chickasaw	18	13	13	0	0
Choctaw	14	13	5	8	0
Claiborne	5	5	5	0	0
Clarke	45	30	13	2	15
Clay	28	28	17	8	3
Coahoma	36	9	9	0	0
Covington	36	29	29	0	0
DeSoto	494	386	252	134	0
Forrest	192	176	144	32	0
George	81	72	48	18	6
Grenada	63	58	58	0	0
Hancock	32	32	10	22	0
Harrison	505	417	322	80	15
Hinds	579	549	279	156	114
Holmes	18	15	1	14	0
Itawamba	172	130	98	26	6
Jackson	72	68	56	12	0
Jasper	48	18	18	0	0
Jones	190	151	62	86	3
Lafayette	260	161	153	8	0
Lamar	163	128	110	18	0
Lauderdale	221	185	149	14	22
Leake	40	40	34	6	0
Lee	391	293	243	44	6
Leflore	80	62	62	0	0
Lincoln	11	11	1	10	0
Lowndes	150	132	122	10	0
Madison	561	488	403	54	31
Marion	22	22	0	16	6
Monroe	83	76	54	22	0
Neshoba	53	47	43	4	0
Newton	74	54	26	28	0
Noxubee	33	24	20	4	0
Oktibbeha	145	77	71	6	0
Panola	54	49	49	0	0
Pearl River	65	61	14	44	3

Table LII Continued

Personal Care Home Bed Count by County and Type of Accommodation  
as of December 31, 2015

County	Total Licensed Beds	Beds Set up	Private	Semi Private	Ward
Perry	54	54	0	14	40
Pike	98	68	68	0	0
Pontotoc	40	40	18	22	0
Prentiss	40	40	40	0	0
Rankin	430	325	287	38	0
Scott	28	28	12	6	10
Simpson	30	30	28	2	0
Stone	1	1	1	0	0
Sunflower	62	61	29	8	24
Tate	90	81	57	24	0
Tishomingo	117	77	67	10	0
Union	91	82	60	22	0
Warren	73	59	57	2	0
Washington	152	135	66	46	23
Wayne	61	47	45	2	0
Webster	13	9	5	4	0
Winston	37	29	29	0	0

Table LIII

Personal Care Home Bed Count and Percentage Distribution  
by Type of Accommodation as of December 31, 2015

	Total	Percent
<b>Licensed Bed Capacity</b>	<b>6,751</b>	<b>100.00</b>
Total Beds Set Up	5,546	82.15
Private	4,109	74.09
Semi-Private	1,102	19.87
Ward	335	6.04

Table LIV

Personal Care Homes by Bed Size as of December 31, 2015

	Total	Percent
<b>Total</b>	<b>185</b>	<b>100.00</b>
<15	49	26.49
15 to 29	54	29.19
30 to 44	26	14.05
45 to 59	17	9.19
60 & Up	39	21.08



Table LV

Personal Care Homes by Bed Size and County  
as of December 31, 2015

	Under 15	15 to 29	30 to 44	45 to 59	60 & UP	Total
<b>Total</b>	<b>49</b>	<b>54</b>	<b>26</b>	<b>17</b>	<b>39</b>	<b>185</b>
Adams	0	0	0	1	0	1
Alcorn	0	1	1	0	0	2
Attala	0	0	1	0	0	1
Bolivar	1	0	1	0	1	3
Calhoun	0	1	0	0	0	1
Chickasaw	0	1	0	0	0	1
Choctaw	1	0	0	0	0	1
Claiborne	1	0	0	0	0	1
Clarke	0	1	1	0	0	2
Clay	1	1	0	0	0	2
Coahoma	0	0	1	0	0	1
Covington	0	0	1	0	0	1
DeSoto	0	1	0	0	5	6
Forrest	0	2	0	0	2	4
George	0	4	0	0	0	4
Grenada	0	0	0	0	1	1
Hancock	2	1	0	0	0	3
Harrison	2	1	1	1	4	9
Hinds	9	8	1	0	3	21
Holmes	0	1	0	0	0	1
Itawamba	1	0	2	0	1	4
Jackson	0	0	0	0	1	1
Jasper	0	0	0	1	0	1
Jones	3	2	0	2	0	7
Lafayette	0	0	0	1	2	3
Lamar	0	1	0	1	1	3
Lauderdale	2	2	0	1	1	6
Leake	0	2	0	0	0	2
Lee	0	0	2	0	4	6
Leflore	0	1	0	0	1	2
Lincoln	1	0	0	0	0	1
Lowndes	2	0	0	0	2	4
Madison	1	1	2	1	5	10
Marion	2	0	0	0	0	2
Monroe	1	1	0	1	0	3
Neshoba	0	1	1	0	0	2
Newton	1	1	1	0	0	3
Noxubee	0	2	0	0	0	2
Oktibbeha	0	2	1	0	1	4
Panola	0	0	0	1	0	1
Pearl River	3	2	0	0	0	5
Perry	2	0	1	0	0	3
Pike	0	0	0	2	0	2

Table LV

Personal Care Homes by Bed Size and County  
as of December 31, 2015

	Under 15	15 to 29	30 to 44	45 to 59	60 & UP	Total
Pontotoc	0	0	1	0	0	1
Prentiss	0	0	1	0	0	1
Rankin	3	0	0	2	3	8
Scott	1	1	0	0	0	2
Simpson	0	2	0	0	0	2
Stone	1	0	0	0	0	1
Sunflower	3	1	0	0	0	4
Tate	0	1	0	0	1	2
Tishomingo	0	2	1	0	0	4
Union	1	1	1	0	0	3
Union	1	2	1	0	0	4
Warren	0	0	2	0	0	2
Washington	3	1	0	2	0	6
Wayne	0	1	1	0	0	2
Webster	1	0	0	0	0	1
Winston	0	2	0	0	0	2

Table LVI

Patients Served During 2015 in Patient Care Homes  
by Age Group and Sex

<u>Age</u>	<u>Total</u>	<u>Percent</u>
<b>Total</b>	<b>7,008</b>	<b>100.0</b>
<18	0	0.0
18-44	147	2.1
45-64	592	8.4
65-74	688	9.8
75-84	2,095	29.9
>=85	3,486	49.7
-----		
Sex	7,008	100.0
Male	2,045	29.2
Female	4,963	70.8

Table LVII

Number of Personal Care Home Patients by Sex in 2015

	Total	Male	Female
<b>Total Patients December 31, 2014</b>	<b>4,684</b>	<b>1,336</b>	<b>3,348</b>
New Admissions	2,324	709	1,615
Live Discharges	1,558	504	1,054
Deaths	586	169	417
<b>Total Patients December 31, 2015</b>	<b>4,864</b>	<b>1,372</b>	<b>3,492</b>

Table LVIII

Ambulation Status of Patients in Personal Care Homes  
as of December 31, 2015 and Total Days of Patient Care

	Total	Percent
<b>Total</b>	<b>4,864</b>	<b>100.0</b>
Ambulant Patients	4,654	95.7
Non-Ambulant Patients	210	4.3
-----		
Total Patient Days	1,386,061	

Table LIX

## 2015 Personal Care Home Admissions

	Total	Percent
<b>Total</b>	<b>2,324</b>	<b>100.0</b>
Hospital	352	15.1
Another Nursing Home	377	16.2
Own or Relatives Home	1,319	56.8
Other	276	11.9

Table LX

## 2015 Personal Care Home Admissions by Fee Source

	Total	Percent
<b>Total</b>	<b>2,324</b>	<b>100.0</b>
Medicaid	0	0.0
Medicare	0	0.0
Patients and/or Relatives	2,060	88.6
VA Sponsored	25	1.1
Welfare Only	0	0.0
Welfare and Other Sources	2	0.0
Other	237	10.2

Table LXI

Destination of Patients Discharged  
from Personal Care Homes During 2015

	Total	Percent
<b>Total</b>	<b>2,144</b>	<b>100.0</b>
Deaths	586	27.3
Live Discharges	1,558	72.7
Returned to Own or Relatives Home	401	25.7
Transferred to Hospital	376	24.1
Transferred to Another Hospital	596	38.2
All Others	185	11.9

Table LXII

## 2015 Selected Personal Care Home Data

County	Patient Days	Total Admissions	Total Patients Served
<b>Total</b>	<b>1,386,061</b>	<b>2,324</b>	<b>7,008</b>
Adams	15,343	18	63
Alcorn	19,943	31	78
Attala	10,950	9	39
Bolivar	40,909	40	157
Calhoun	4,768	8	19
Chickasaw	4,108	6	17
Choctaw	3,043	6	19
Claiborne	0	1	6
Clarke	8,936	9	38
Clay	6,670	17	33
Coahoma	2,826	7	16
Covington	8,366	6	31
DeSoto	88,604	165	485
Forrest	41,420	79	159
George	16,823	36	106
Grenada	18,842	30	77
Hancock	2,568	7	27
Harrison	44,467	194	545
Hinds	115,791	199	616
Holmes	0	2	17
Itawamba	38,366	65	166
Jackson	23,636	29	97
Jasper	7,797	5	28
Jones	37,932	53	183
Lafayette	47,756	80	183
Lamar	44,182	56	180
Lauderdale	50,506	81	258
Leake	8,349	20	39
Lee	121,307	103	405
Leflore	22,508	27	88
Lincoln	1,910	4	7
Lowndes	39,228	55	174
Madison	79,578	222	622
Marion	5,494	1	19
Monroe	25,024	26	105
Neshoba	16,605	28	75
Newton	12,080	12	64
Noxubee	6,131	6	24
Oktibbeha	15,167	50	100
Panola	15,926	24	72
Pearl River	11,068	15	77
Perry	18,146	2	55
Pike	22,888	30	89

Table LXII Continued

2015 Selected Personal Care Home Data

County	Patient Days	Total Admissions	Total Patients Served
Pontotoc	11,885	13	48
Prentiss	9,525	14	45
Rankin	83,755	162	429
Scott	9,107	7	32
Simpson	7,472	30	41
Stone	0	1	1
Sunflower	12,928	23	73
Tate	7,150	19	99
Tishomingo	24,029	38	123
Union	19,080	40	111
Warren	20,687	24	83
Washington	31,482	52	153
Wayne	12,515	14	55
Webster	0	5	15
Winston	10,485	18	42



Appendix A

INSTRUCTIONS FOR PREPARATION  
OF  
ANNUAL REPORT FOR INSTITUTION FOR THE AGED OR INFIRM

PAGE 1

The information to be entered on Page 1 is mostly self-explanatory with the possible exception of the section regarding "Number of employees as of December 31, 2015." Only those workers who are employees of the institution and are paid by the institution should be shown. A full-time employee is one who works approximately forty (40) hours per week in the institution. A consultant should be counted as part-time.

In reporting the number of employees for the distinct parts - report only those employees that staff the distinct part.

PAGE 2

SECTION A. Number of patients by race and sex.

- Line 1. Enter number of patients in the facility at midnight on date shown. Enter race and sex in appropriate column. The entries on Line 1 must correspond with Section A Line 5 of the 2014 report.
- Line 2. Enter number of patients admitted during the year by race and sex. It is possible that a person might have been admitted more than one time during the year.
- Line 3. Enter live discharges by race and sex.
- Line 4. Enter number of patients by race and sex who died in the facility.
- Line 5. Enter the number of patients by race and sex who were in the facility at midnight on date shown. The figures shown on Line 5 must equal the total of Lines 3 and 4 subtracted from the total of Lines 1 and 2. These figures must check both horizontally and vertically.

SECTION B. Source of fees at the time of admission for all patients admitted in 2015.

The source of fees for patients in 2015 will be the admissions in Section A, Line 2. Enter source of fees for payment at the time of admission. The total shown in Section B, Line 8, must be identical to the total shown in Section A, Line 2. Do not make any entry on Line 7 that will apply in Lines 1 through 6. Explain any entry on line 7 in "Remarks/Comments" section below.

SECTION C. Place from which patients were admitted in 2015.

Enter number of patients admitted from each of the places shown. Do not make any entry on Line 4 that will apply in Lines 1 through 3. Explain any entry on Line 4 in "Remarks/Comments" section below.

SECTION D. Number of patients served by age group during 2015.

Show all patients served during the calendar year of 2015 in the appropriate age and sex group. This will be the same number of patients shown in Section A, Lines 1 and 2. Line 7 must equal the total of Lines 1 and 2 in Section A.

SECTION E. Total days of patient care rendered by facility during 2015.

Each day that a patient is in the facility is considered a patient day. Section E is the total of days for all patients served during the day.

SECTION F. Ambulation status of patients in the facility on December 31, 2015.

Note that Section F asks for ambulation status on one particular day, December 31, 2015. The total on Line 3 must be the same as the total on Line 5, Section A.

SECTION G. Disposition of live discharges in 2015.

Enter number of patients who were discharged from the facility to each of the places shown. Explain any entry on Line 4 in "Remarks/Comments" section below. The total shown on Line 5 must be the same as shown on Line 3 in Section A.

**Please return the 2015 annual report form as the one page two sided document provided in your packet, and keep a copy for your files for reference in completing next year's report.**

2015 ANNUAL REPORT

NAME OF INSTITUTION: \_\_\_\_\_

STREET ADDRESS: \_\_\_\_\_

CITY: \_\_\_\_\_ ZIP \_\_\_\_\_ COUNTY \_\_\_\_\_ TELEPHONE NO. \_\_\_\_\_  
 FAX NO. \_\_\_\_\_

NAME OF LICENSEE: \_\_\_\_\_

NAME OF ADMINISTRATOR: \_\_\_\_\_

Classification of License 12/31/15 \_\_\_\_\_ SNF \_\_\_\_\_ ICF-IID \_\_\_\_\_ PSY/RES \_\_\_\_\_ Personal Care  
 Ownership of Facility 12/31/15 \_\_\_\_\_ Public \_\_\_\_\_ Public Leased \_\_\_\_\_ Non-profit \_\_\_\_\_ Proprietary  
 Medicare Certified Beds \_\_\_\_\_ Medicaid Certified Beds \_\_\_\_\_ Total Licensed Beds \_\_\_\_\_

Bed count-number of beds installed or set up for patients or residents on 12-31-13 (total number of beds should not exceed bed capacity shown on license).

Number of rooms with one bed on 12/31/15 \_\_\_\_\_; Number of beds \_\_\_\_\_  
 Number of rooms with 2 beds on 12/31/15 \_\_\_\_\_; Number of beds \_\_\_\_\_  
 Number of rooms with 3 beds on 12/31/15 \_\_\_\_\_; Number of beds \_\_\_\_\_  
 Number of rooms with 4 beds on 12/31/15 \_\_\_\_\_; Number of beds \_\_\_\_\_  
 Number of rooms with 5 or more beds on 12/31/15 \_\_\_\_\_; Number of beds \_\_\_\_\_  
 Other accommodations (specify) \_\_\_\_\_; Number of beds \_\_\_\_\_  
 TOTAL NUMBER of beds installed or set up in all rooms on 12/31/15 \_\_\_\_\_

Number of employees as of 12/31/15. Enter each employee only in the major category in which he or she functions. If a registered professional nurse or a licensed practical nurse functions as an administrator, enter on administrator line and indicate whether an R.N. or L.P.N. A consultant should be counted as part-time.

CATEGORY	FULL-TIME	PART-TIME	FULL-TIME	PART-TIME
ADMINISTRATOR(s)	_____	_____	DIETITIAN (ADA)	_____
CLERICAL	_____	_____	FOOD SERVICE SUPERVISOR	_____
R.N.'s	_____	_____	COOKS & FOOD WORKERS	_____
L.P.N.'s	_____	_____	PHYSICAL THERAPIST	_____
AIDES & ORDERLIES	_____	_____	PHARMACIST	_____
HOUSEKEEPERS & MAIDS	_____	_____	OTHER WORKERS	_____
LAUNDRY WORKERS	_____	_____	TOTAL EMPLOYEES	_____

List as of 12/31/15 ALL R.N.'s by name, registration number and shift worked and all L.P.N.'s by name, license number and shift worked. List only those who function as a nurse.

NAME	REG. NO.	FOR R.N.	LIC. NO.	FOR L.P.N.	SHIFT
WORKED					
_____	_____	_____	_____	_____	_____
_____	_____	_____	_____	_____	_____
_____	_____	_____	_____	_____	_____

SECTION A. NUMBER OF PATIENTS BY RACE AND SEX

	BLACK MALES	WHITE MALES	OTHER MALES	BLACK FEMALES	WHITE FEMALES	OTHER FEMALES
--	----------------	----------------	----------------	------------------	------------------	------------------

1. Total Patients 12/31/14 \_\_\_\_\_
2. New admissions 2015 \_\_\_\_\_
3. Live discharges 2015 \_\_\_\_\_
4. Died \_\_\_\_\_
5. TOTAL patients 12/31/15 \_\_\_\_\_

SECTION B. SOURCE OF FEES AT TIME OF ADMISSION FOR PATIENTS ADMITTED IN 2015

1. Medicare \_\_\_\_\_
2. Medicaid \_\_\_\_\_
3. Patients and/or relatives \_\_\_\_\_
4. VA sponsored \_\_\_\_\_
5. Welfare only \_\_\_\_\_
6. Welfare and other sources \_\_\_\_\_
7. Other (specify) \_\_\_\_\_
8. TOTAL admissions in 2014 \_\_\_\_\_

SECTION E.

TOTAL days of patient care rendered  
By facility during 2015 \_\_\_\_\_

SECTION F. AMBULATION STATUS OF PATIENTS IN HOME AS OF 12/31/15

1. Ambulant \_\_\_\_\_
2. Non-ambulant \_\_\_\_\_
3. TOTAL patients 12/31/15 \_\_\_\_\_

SECTION C. PLACE FROM WHICH PATIENTS WERE ADMITTED IN 2015.

1. Hospital \_\_\_\_\_
2. Another nursing home \_\_\_\_\_
3. Own or relative's home \_\_\_\_\_
4. Other (specify) \_\_\_\_\_
5. TOTAL admissions in 2015 \_\_\_\_\_

SECTION G. DISPOSITION OF LIVE DISCHARGES IN 2015.

1. Returned to own or relative's home \_\_\_\_\_
2. Transferred to a hospital \_\_\_\_\_
3. Transferred to another nursing home \_\_\_\_\_
4. Other (specify) \_\_\_\_\_
5. TOTAL live discharges in 2015 \_\_\_\_\_

SECTION D. NUMBER OF PATIENTS SERVED DURING 2015 BY AGE GROUP:

1. Under 18 years \_\_\_\_\_
2. 18 - 44 years \_\_\_\_\_
3. 45 - 64 years \_\_\_\_\_
4. 65 - 74 years \_\_\_\_\_
5. 75 - 84 years \_\_\_\_\_
6. 85 years and older \_\_\_\_\_
7. TOTAL patients served during 2015 \_\_\_\_\_

Minimum Rate \$ \_\_\_\_\_ per month: maximum rate \$ \_\_\_\_\_ per month. Please attach current rate schedule.

Remarks: \_\_\_\_\_

I certify that the above information is correct to the best of my knowledge.

Date \_\_\_\_\_, \_\_\_\_\_ Signed \_\_\_\_\_

## Appendix B

Table I

Nursing Homes, Bed Count, Patient Census, Patients Served,  
And New Admissions by Type of Nursing Home and Year  
All as of December 31, 1961-2012

Item and Type of Institution	1961	1962	1963	1964	1965
Counties with Institutions on December 31	36	36	39	39	39
Institutions on December 31:	96	97	102	99	93
Intensive Nursing Care	*	*	*	*	*
Skilled Nursing Care	*	*	*	*	*
Intermediate Nursing Care	*	*	*	*	*
Bed Count on December 31:	2,626	2,699	2,797#	2,811#	2,853
Intensive Nursing Care	*	*	*	*	*
Skilled Nursing Care	*	*	*	*	*
Intermediate Nursing Care	*	*	*	*	*
Patients on December 31:	1,958	2,107	2,221#	2,349	2,382
Intensive Nursing Care	*	*	*	*	*
Skilled Nursing Care	*	*	*	*	*
Intermediate Nursing Care	*	*	*	*	*
Patients Served during Year:	3,702	4,025	4,063#	4,259#	4,234
Intensive Nursing Care	*	*	*	*	*
Skilled Nursing Care	*	*	*	*	*
Intermediate Nursing Care	*	*	*	*	*
New Admissions During Year:	2,002	2,081	1,977#	2,084#	1,981
Intensive Nursing Care	*	*	*	*	*
Skilled Nursing Care	*	*	*	*	*
Intermediate Nursing Care	*	*	*	*	*

\* Institutions were not classified by type until 1966.

# Excludes beds or patients in one home for which no information was available.

Table I

1961-2012 Continued

Item and Type of Institution	1966	1967	1968	1969	1970
Counties with Institutions on December 31:	37	40	42	47	51
Institutions on December 31:	64	69	83	94	104
Intensive Nursing Care	2	2	2	3	2
Skilled Nursing Care	19	33	51	63	72
Intermediate Nursing Care	43	34	30	28	30
Bed Count on December 31:	2,838	3,230	4,314	5,334	6,126
Intensive Nursing Care	140	141	171	275	167
Skilled Nursing Care	957	1,848	3,008	3,954	4,736
Intermediate Nursing Care	1,741	1,241	1,135	1,105	1,223
Patients on December 31:	2,202	2,809	3,642	4,064	4,995
Intensive Nursing Care	47	98	115	160	91
Skilled Nursing Care	648	1,631	2,592	2,971	3,861
Intermediate Nursing Care	1,507	1,080	935	933	1,043
Patients Served during Year:	3,846	5,610	7,759	9,806	11,059
Intensive Nursing Care	90	302	527	590	450
Skilled Nursing Care	1,138	3,502	5,756	7,791	9,012
Intermediate Nursing Care	2,618	1,806	1,476	1,425	1,597
New Admissions During Year:	1,894	3,455	4,956	6,194	7,016
Intensive Nursing Care	67	249	429	475	379
Skilled Nursing Care	620	2,497	4,029	5,198	6,089
Intermediate Nursing Care	1,207	709	498	521	548



Table I

1961-2012 Continued

Item and Type of Institution	1971	1972	1973	1974	1975
Counties with Institutions on December 31:	52	53	54	60	61
Institutions on December 31:	109	112	114	126	130
Intensive Nursing Care	1	1	1	1	1
Skilled Nursing Care	73	79	84	99	102
Intermediate Nursing Care	35	32	29	26	27
Bed Count on December 31:	6,710	7,072	7,346	8,159	8,821
Intensive Nursing Care	63	64	64	64	41
Skilled Nursing Care	4,925	5,426	5,901	6,792	7,308
Intermediate Nursing Care	1,722	1,582	1,381	1,303	1,472
Patients on December 31:	5,859	5,866	6,980	7,737	8,384
Intensive Nursing Care	37	31	32	30	36
Skilled Nursing Care	4,263	4,953	5,667	6,502	6,968
Intermediate Nursing Care	1,559	1,444	1,281	1,205	1,380
Patients Served During Year:	11,775	11,460	12,382	13,572	14,130
Intensive Nursing Care	82	55	64	65	64
Skilled Nursing Care	9,348	9,222	10,441	11,728	12,032
Intermediate Nursing Care	2,345	2,183	1,877	1,779	2,034
New Admissions During Year:	6,898	5,667	5,923	6,345	6,559
Intensive Nursing Care	43	18	33	33	34
Skilled Nursing Care	6,020	4,868	5,260	5,751	5,600
Intermediate Nursing Care	835	781	630	561	925

Table I

1961-2012 Continued

Item and Type of Institution	1976	1977	1978	1979	1980
Counties with Institutions on December 31:	63	66	67	67	68
Institutions on December 31:	146	151	158	163&	165
Intensive Nursing Care	1	0	0	0	0
Skilled Nursing Care	110	116	126	130	128
Intermediate Nursing Care	35	35	32	32	37
Bed Count on December 31:	10,393	11,220	12,399	13,417	14,038
Intensive Nursing Care	41	0	0	0	0
Skilled Nursing Care	8,046	8,763	9,946	10,920	11,032
Intermediate Nursing Care	2,306	2,457	2,453	2,497	3,006
Patients on December 31:	9,740	10,600	11,760+	12,812	13,093*
Intensive Nursing Care	35	0	0	0	0
Skilled Nursing Care	7,665	8,357	9,531	10,474	10,631
Intermediate Nursing Care	2,040	2,243	2,229	2,338	2,462
Patients Served During Year:	15,941	17,161	18,881+	19,925	9,721*#
Intensive Nursing Care	51	0	0	0	0
Skilled Nursing Care	12,790	13,936	15,728	16,724	16,319
Intermediate Nursing Care	3,100	3,225	3,153	3,201	3,402
New Admissions During Year:	7,649	7,478	8,432+	8,148	7,185*#
Intensive Nursing Care	15	0	0	0	0
Skilled Nursing Care	5,916	6,156	7,180	6,970	5,867
Intermediate Nursing Care	1,718	1,322	1,252	1,178	1,318

& Excludes patients in three facilities for which no information was available.

+ In the original 1979 report four facilities which closed during the year were inadvertently included.

\* Excludes patients in two facilities for which no information was available.

# Includes patients from one facility which closed during the year.

Table I

1961-2012 Continued

Item and Type of Nursing Home	1981	1982	1983	1984
Counties with Nursing Homes on December 31:	72	72	72	72
Nursing Homes on December 31:	163	165	167	170
Skilled Nursing Care	32	32	32	35
Intermediate Nursing Care	29	27	28	31
Skilled/Intermediate	102	106	107	104
Bed Count on December 31:	13,455	13,793	14,091	14,171
Skilled Nursing Care	2,122	2,285	2,290	2,435
Intermediate Nursing Care	1,730	1,659	1,778	2,021
Skilled/Intermediate	9,603	9,849	10,023	9,715
Patients on December 31:	12,961	13,456	13,807	13,796
Skilled Nursing Care	1,998	2,236	2,227	2,356
Intermediate Nursing Care	1,636	1,586	1,640	1,906
Skilled/Intermediate	9,327	9,634	9,940	9,534
Patients Served During the Year:	19,753	19,866	19,813	20,904
Skilled Nursing Care	3,401	3,524	3,348	3,927
Intermediate Nursing Care	2,453	2,387	2,361	2,945
Skilled/Intermediate	13,899	13,955	14,104	14,032
New Admissions During the Year:	7,573	6,831	6,351	7,214
Skilled Nursing Care	1,408	1,315	1,111	1,700
Intermediate Nursing Care	904	853	857	1,099
Skilled/Intermediate	5,261	4,663	4,383	4,415

Table I

1961-2012 Continued

Item and Type of Nursing Home	1985	1986	1987	1988	1989
Counties with Nursing Homes on December 31:	71	72	72	73	74
Nursing Homes on December 31:	174	182	189	163	172
Skilled Nursing Care	37	47	65	35	38
Intermediate Nursing Care	36	44	47	21	21
Skilled/Intermediate	101	91	77	107	113
Bed Count on December 31:	14,472	14,613	14,763	14,949	15,450
Skilled Nursing Care	2,637	3,281	4,813	4,451	4,012
Intermediate Nursing Care	2,216	2,990	2,736	2,816	2,408
Skilled/Intermediate	9,619	8,342	7,214	7,682	9,030
Patients on December 31:	14,047	14,128	14,303	14,524	14,867
Skilled Nursing Care	2,522	3,122	4,668	4,310	3,779
Intermediate Nursing Care	2,063	2,831	2,586	2,740	2,319
Skilled/Intermediate	9,462	8,175	7,049	7,474	8,769
Patients Served During the Year:	21,142	21,680	21,695	21,684	22,220
Skilled Nursing Care	4,423	5,649	8,120	7,327	6,518
Intermediate Nursing Care	3,089	4,295	3,638	3,842	3,162
Skilled/Intermediate	13,630	11,736	9,937	10,515	12,540
New Admissions During the Year:	7,324	7,683	7,614	7,475	7,696
Skilled Nursing Care	1,949	2,487	3,173	3,019	2,806
Intermediate Nursing Care	1,126	1,526	1,419	1,163	871
Skilled/Intermediate	4,249	3,670	3,022	3,293	4,019

Table I

1961-2012 Continued

<u>Item and Type of Nursing Home</u>	<u>1990</u>	<u>1991</u>	<u>1992</u>	<u>1993</u>
Counties with Nursing Homes on December 31:	74	77	77	78
Nursing Homes on December 31:	166	170	173	173
Bed Count on December 31:	15,322	15,768	16,051	16,251
Patients on December 31:	15,000	15,374	15,693	15,781
Patients Served During the Year:	21,923	22,126	22,084	23,007
New Admissions During the Year:	7,344	7,121	6,713	7,361
Live Discharges During the Year:	3,864	3,842	3,486	4,140
Deaths During the Year:	3,059	2,910	2,905	3,086
Patient Days During the Year:	5,397,817	5,512,559	5,682,504	5,703,676

Table I

1961-2012 Continued

<u>Item and Type of Nursing Home</u>	<u>1994</u>	<u>1995</u>	<u>1996</u>	<u>1997</u>
Counties with Nursing Homes on December 31:	79	79	79	79
Nursing Homes on December 31:	174	175*	179	179
Bed Count on December 31:	16,371	16,531	17,208	17,335
Patients on December 31:	15,942	15,897	16,326	16,576
Patients Served During the Year:	23,717	24,402	25,352	27,211
New Admissions During the Year:	8,008	8,545	9,423	10,957
Live Discharges During the Year:	4,568	5,285	5,677	7,144
Deaths During the Year:	3,207	3,220	3,349	3,491
Patient Days During the Year:	5,728,105	5,763,387	5,870,540	5,967,856

\*The Myrtles in Marion County did not submit a 1995 annual report.

Table I

1961-2012 Continued

<u>Item and Type of Nursing Home</u>	<u>1998</u>	<u>1999</u>	<u>2000</u>	<u>2001</u>
Counties with Nursing Homes on December 31:	79	79	80	81
Nursing Homes on December 31:	179*	181	189	193
Bed Count on December 31:	17,376	17,631	18,161	18,566
Patients on December 31:	16,508	16,588	16,504	16,720
Patients Served During the Year:	27,798	28,003	28,384	29,131
New Admissions During the Year:	11,280	11,460	11,798	12,632
Live Discharges During the Year:	7,670	7,729	7,923	8,532
Deaths During the Year:	3,620	3,686	3,957	3,879
Patient Days During the Year:	5,991,645	6,026,899	6,033,737	6,039,511

\*Crawford Nursing Home in Hinds County is not included.

Table I

1961-2012 Continued

<u>Item and Type of Nursing Home</u>	<u>2002</u>	<u>2003</u>	<u>2004</u>	<u>2005</u>
Counties with Nursing Homes on December 31:	81	81	81	81
Nursing Homes on December 31:	199	198	200	200
Bed Count on December 31:	18,896	18,961	19,099	18,888
Patients on December 31:	16,619	16,827	16,893	16,907
Patients Served During the Year:	29,465	29,803	30,247	32,023
New Admissions During the Year:	12,767	13,192	13,445	15,389
Live Discharges During the Year:	8,801	8,883	9,348	10,881
Deaths During the Year:	4,045	4,093	4,006	4,235
Patient Days During the Year:	6,039,599	6,121,195	6,169,105	6,025,420

Table I

1961-2012 Continued

<u>Item and Type of Nursing Home</u>	<u>2006</u>	<u>2007</u>	<u>2008</u>	<u>2009</u>
Counties with Nursing Homes on December 31:	81	81	81	81
Nursing Homes on December 31:	199	203	201	202
Bed Count on December 31:	18,989	19,141	19,021	19,156
Patients on December 31:	17,035	17,026	16,981	17,078
Patients Served During the Year:	32,037	33,040	34,488	35,459
New Admissions During the Year:	15,181	16,020	17,664	18,489
Live Discharges During the Year:	11,053	12,125	13,491	14,493
Deaths During the Year:	3,949	3,889	4,016	3,888
Patient Days During the Year:	6,179,443	6,192,813	6,151,056	6,204,423

Table I

1961-2012 Continued

<u>Item and Type of Nursing Home</u>	<u>2010</u>	<u>2011</u>	<u>2012</u>
Counties with Nursing Homes on December 31:	81	81	81
Nursing Homes on December 31:	203	205	205
Bed Count on December 31:	19,146	19,221	19,163
Patients on December 31:	16,975	16,901	16,742
Patients Served During the Year:	36,209	36,591	37,535
New Admissions During the Year:	19,105	19,630	20,629
Live Discharges During the Year:	15,361	15,809	16,783
Deaths During the Year:	3,873	3,881	4,010
Patient Days During the Year:	6,198,522	6,186,326	6,170,964

Table II

ICF-IID, Bed Count, Patient Census, Patients Served,  
And New Admissions as of December 31, 1981-2012

Item and Type of Nursing Home	1981	1982	1983	1984
Counties with ICF-IIDs on December 31:	10	10	10	10
ICF-IIDs on December 31:	13	14	14	14
Bed Count on December 31:	1,338	1,577	1,582	1,582
Patients on December 31:	1,294	1,518	1,553	1,556
Patients Served During the Year:	1,503	1,791	1,812	1,771
New Admissions During the Year:	511	497	289	218

Table II

1981-2012 Continued

	1985	1986	1987	1988
Counties with ICF-IIDs on December 31:	9	9	9	9
ICF-IIDs on December 31:	13	13	12	12
Bed Count on December 31:	1,565	1,572	1,622	1,622
Patients on December 31:	1,526	1,546	1,559	1,570
Patients Served During the Year:	1,759	1,824	1,832	1,820
New Admissions During the Year:	225	297	286	260



Table II

1981-2012 Continued

	1989	1990	1991	1992
Counties with ICF-IIDs on December 31:	9	9	9	9
ICF-IID Facilities on December 31:	12	12	12	12
Bed Count on December 31:	1,622	1,876	1,856	1,856
Patients on December 31:	1,587	1,820	1,798	1,815
Patients Served During the Year:	1,850	2,110	2,025	1,977
New Admissions During the Year:	280	292	205	179
Live Discharges During the Year:		281	215	143
Deaths During the Year:		9	12	19
Patient Days During the Year:		655,672	644,383	656,806

Table II

1981-2012 Continued

	1993	1994	1995	1996
Counties with ICF-IIDs on December 31:	9	9	9	9
ICF-IID Facilities on December 31:	12	12	12	12
Bed Count on December 31:	1,970	2,065	2,131	2,225
Patients on December 31:	1,931	2,020	2,109	2,190
Patients Served During the Year:	2,124	2,202	2,321	2,394
New Admissions During the Year:	309	271	301	285
Live Discharges During the Year:	176	164	186	174
Deaths During the Year:	19	18	26	30
Patient Days During the Year:	690,919	717,814	757,021	772,670

Table II

1981-2012 Continued

	1997	1998	1999	2000
Counties with ICF-IIDs on December 31:	9	9	9	9
ICF-IID Facilities on December 31:	13	13	13	13
Bed Count on December 31:	2,409	2,480	2,538	2,611
Patients on December 31:	2,335	2,409	2,484	2,484
Patients Served During the Year:	2,775	2,665	2,740	2,881
New Admissions During the Year:	271	329	331	397
Live Discharges During the Year:	406	218	223	279
Deaths During the Year:	34	39	33	52
Patient Days During the Year:	834,604	862,708	893,381	925,759

Table II

1981-2012 Continued

	2001	2002	2003	2004
Counties with ICF-IIDs on December 31:	9	9	9	9
ICF-IID Facilities on December 31:	13	13	13	13
Bed Count on December 31:	2,639	2,639	2,709	2,724
Patients on December 31:	2,581	2,584	2,651	2,652
Patients Served During the Year:	2,930	2,843	2,984	2,946
New Admissions During the Year:	380	262	400	295
Live Discharges During the Year:	307	213	286	246
Deaths During the Year:	42	46	47	48
Patient Days During the Year:	936,510	947,384	956,344	968,455

Table II

1981-2012 Continued

	2005	2006	2007	2008
Counties with ICF-IIDs on December 31:	9	9	9	9
ICF-IID Facilities on December 31:	13	13	14	14
Bed Count on December 31:	2,724	2,745	2,765	2,765
Patients on December 31:	2,683	2,622	2,643	2,622
Patients Served During the Year:	2,983	2,938	2,892	2,926
New Admissions During the Year:	331	255	270	283
Live Discharges During the Year:	300	276	203	252
Deaths During the Year:	35	40	46	52
Patient Days During the Year:	976,771	964,428	952,586	955,073

Table II

1981-2012 Continued

	2009	2010	2011	2012
Counties with ICF-IIDs on December 31:	9	9	9	9
ICF-IID Facilities on December 31:	14	15	16	16
Bed Count on December 31:	2,745	2,784	2,832	2,816
Patients on December 31:	2,643	2,670	2,677	2,568
Patients Served During the Year:	2,901	2,880	2,900	2,883
New Admissions During the Year:	279	194	207	206
Live Discharges During the Year:	213	165	181	269
Deaths During the Year:	45	45	42	46
Patient Days During the Year:	965,087	977,455	982,478	952,327

Table III

Psychiatric Residential Treatment Facility Bed count, Patient Census,  
Patients Served, and New Admissions as of December 31, 1994-2012

	1994	1995	1996	1997
Counties with Psy/Res Treatment Fac. on December 31:	2	4	4	5
Psy/Res Treatment Fac. on December 31:	2	4	4	5
Bed Count on December 31:	88	158	147	177
Patients on December 31:	107	111	98	135
Patients Served During the Year:	170	234	385	480
New Admissions During the Year:	73	147	274	382
Live Discharges During the Year:	63	123	287	345
Deaths During the Year:	0	0	0	0
Patient Days During the Year:	8,038	35,103	40,344	44,965

Table III

## 1994-2012 Continued

	1998	1999	2000	2001
Counties with Psy/Res Treatment Fac. on December 31:	5	4	5	4
Psy/Res Treatment Fac. on December 31:	5	4	5	4
Bed Count on December 31:	196	166	203	174
Patients on December 31:	160	142	184	165
Patients Served During the Year:	758	476	575	546
New Admissions During the Year:	391	332	433	382
Live Discharges During the Year:	367	334	391	381
Deaths During the Year:	0	0	0	0
Patient Days During the Year:	58,569	51,160	61,928	60,549

Table III  
1994-2012 Continued

	2002	2003	2004	2005
Counties with Psy/Res Treatment Fac. on December 31:	5	6	7	7
Psy/Res Treatment Fac. on December 31:	5	6	7	7
Bed Count on December 31:	208	256	310	330
Patients on December 31:	195	221	247	276
Patients Served During the Year:	626	653	729	857
New Admissions During the Year:	448	475	534	611
Live Discharges During the Year:	431	432	482	532
Deaths During the Year:	0	0	0	0
Patient Days During the Year:	67,826	67,871	76,816	98,422

Table III  
1994-2012 Continued

	2006	2007	2008	2009
Counties with Psy/Res Treatment Fac. on December 31:	7	7	7	7
Psy/Res Treatment Fac. on December 31:	7	7	7	7
Bed Count on December 31:	330	330	330	346
Patients on December 31:	277	300	303	346
Patients Served During the Year:	921	965	981	974
New Admissions During the Year:	644	671	681	671
Live Discharges During the Year:	627	667	678	653
Deaths During the Year:	4	0	0	0
Patient Days During the Year:	102,840	109,251	109,893	111,940

Table III  
1994-2012 Continued

	2010	2011	2012
Counties with Psy/Res Treatment Fac. on December 31:	7	7	7
Psy/Res Treatment Fac. on December 31:	7	7	7
Bed Count on December 31:	346	346	346
Patients on December 31:	333	336	330
Patients Served During the Year:	1,033	1,057	1,080
New Admissions During the Year:	712	724	744
Live Discharges During the Year:	700	721	750
Deaths During the Year:	0	0	0
Patient Days During the Year:	119,475	121,497	121,955

Table IV

Personal Care Homes, Bed Count, Patient Census, Patients Served,  
And New Admissions as of December 31, 1966-2012

	1966	1967	1968	1969
Counties with Personal Care Homes on December 31:	14	13	12	12
Institutions on December 31:	22	18	16	15
Bed Count on December 31:	324	277	223	207
Patients on December 31:	280	235	197	175
Patients Served during Year:	597	510	476	248
New Admissions During Year:	314	294	277	74
Live Discharges During Year:	92	51	44	65
Deaths During Year:	24	28	9	8
Inpatient Days During Year:	103,270	72,283	60,085	63,003

Table IV

## 1966-2012 Continued

	1970	1971	1972	1973
Counties with Personal Care Homes on December 31:	11	12	12	11
Institutions on December 31:	12	13	13	12
Bed Count on December 31:	165	266	272	252
Patients on December 31:	150	208	201	168
Patients Served During Year:	187	263	243	221
New Admissions During Year:	43	43	36	29
Live Discharges During Year:	35	42	31	42
Deaths During Year:	2	13	11	11
Inpatient Days During Year:	52,363	74,455	74,052	66,930

Table IV  
1966-2012 Continued

	1974	1975	1976	1977
Counties with Institutions on December 31:	N/A	N/A	9	7
Institutions on December 31:	8	9	9	9
Bed Count on December 31:	167	189	187	199
Patients on December 31:	105	111	110	121
Patients Served During Year:	130	137	135	159
New Admissions During Year:	19	16	24	39
Live Discharges During Year:	19	21	21	35
Deaths During Year:	6	5	4	3
Inpatient Days During Year:	N/A	N/A	N/A	N/A

Table IV  
1966-2012 Continued

	1978	1979	1980	1981
Counties with Institutions on December 31:	8	N/A	8	6
Institutions on December 31:	9	9	11	14
Bed Count on December 31:	161	155	177	193
Patients on December 31:	107	112	139	168
Patients Served During Year:	135	130	188	N/A
New Admissions During Year:	22	20	54	N/A
Live Discharges During Year:	27	11	40	N/A
Deaths During Year:	4	3	1	N/A
Inpatient Days During Year:	40,528	39,064	47,006	N/A



Table IV  
1966-2012 Continued

	1982	1983	1984	1985
Counties with Personal Care Homes on December 31:	7	11	15	16
Personal Care Homes on December 31:	18	33	41	48
Bed Count on December 31:	293	509	617	782
Patients on December 31:	240	421	493	605
Patients Served During the Year:	294	586	720	936
New Admissions During the Year:	152	337	296	452
Live Discharges During the Year:	52	155	217	318
Deaths During the Year:	2	12	10	15
Inpatient Days During Year:	60,376	113,243	171,367	199,945

Table IV  
1966-2012 Continued

	1986	1987	1988	1989
Counties with Personal Care Homes on December 31:	24	24	26	28
Personal Care Homes on December 31:	65	70	76	79
Bed Count on December 31:	1,064	1,206	1,339	1,476
Patients on December 31:	732	906	974	1,041
Patients Served During the Year:	1,173	1,415	1,510	1,610
New Admissions During the Year:	572	733	626	713
Live Discharges During the Year:	425	471	504	542
Deaths During the Year:	17	39	32	27
Patient Days During Year:	234,613	291,609	332,713	359,511

Table IV  
1966-2012 Continued

	1990	1991	1992	1993
Counties with Personal Care Homes on December 31:	33	36	37	40
Personal Care Homes on December 31:	89	102	111	124
Bed Count on December 31:	1,745	2,005	2,302	2,477
Patients on December 31:	1,229	1,420	1,665	1,859
Patients Served During the Year:	1,907	2,285	2,567	2,825
New Admissions During the Year:	890	1,036	1,123	1,227
Live Discharges During the Year:	636	795	824	873
Deaths During the Year:	44	70	78	93
Patient Days During the Year:	401,147	486,542	563,430	608,894

Table IV  
1966-2012 Continued

	1994	1995	1996	1997
Counties with Personal Care Homes on December 31:	39	43	50	51
Personal Care Homes on December 31:	128	140	153	159
Bed Count on December 31:	2,490	2,710	2,856	3,392
Patients on December 31:	1,798	1,976	1,821	2,242
Patients Served During the Year:	2,910	3,090	2,950	3,439
New Admissions During the Year:	1,273	1,353	1,229	1,544
Live Discharges During the Year:	990	1,014	990	1,040
Deaths During the Year:	122	100	139	158
Patient Days During the Year:	592,642	657,255	620,742	643,081

Table IV

1966-2012 Continued

	1998	1999	2000	2001
Counties with Personal Care Homes on December 31:	33	56	53	57
Personal Care Homes on December 31:	89	194	203	190
Bed Count on December 31:	1,745	4,710	5,013	4,826
Patients on December 31:	1,229	3,074	3,360	3,191
Patients Served During the Year:	1,907	4,569	5,028	5,174
New Admissions During the Year:	890	2,115	2,045	1,983
Live Discharges During the Year:	636	1,265	1,413	1,462
Deaths During the Year:	44	230	260	334
Patient Days During the Year:	401,147	713,486	789,382	917,944

Table IV

1966-2012 Continued

	2002	2003	2004	2005
Counties with Personal Care Homes on December 31:	56	56	56	57
Personal Care Homes on December 31:	194	180	173	175
Bed Count on December 31:	4,783	4,700	4,731	4,842
Patients on December 31:	3,552	3,473	3,582	3,761
Patients Served During the Year:	5,349	5,275	5,316	5,594
New Admissions During the Year:	1,976	1,879	1,990	2,172
Live Discharges During the Year:	1,423	1,388	1,346	1,369
Deaths During the Year:	374	378	388	464
Patient Days During the Year:	956,586	995,100	1,072,666	1,149,543

Table IV

1966-2012 Continued

	2006	2007	2008	2009
Counties with Personal Care Homes on December 31:	57	58	60	60
Personal Care Homes on December 31	178	162	165	162
Bed Count on December 31:	5,054	4,824	5,090	5,078
Patients on December 31:	3,892	3,738	3,724	3,812
Patients Served During the Year:	5,791	5,478	5,590	5,608
New Admissions During the Year:	2,066	1,869	1,910	2,015
Live Discharges During the Year:	1,461	1,365	1,391	1,372
Deaths During the Year:	438	375	475	424
Patient Days During the Year:	1,239,690	1,262,449	1,269,066	1,274,982

Table IV

1966-2012 Continued

	2010	2011	2012
Counties with Personal Care Homes on December 31	59	61	59
Personal Care Homes on December 31:	166	173	172
Bed Count on December 31:	5,393	5,545	5,771
Patients on December 31:	4,098	4,240	4,349
Patients Served During the Year:	5,921	6,244	6,430
New Admissions During the Year:	2,114	2,220	2,274
Live Discharges During the Year:	1,390	1,553	1,558
Deaths During the Year:	433	471	523
Patient Days During the Year:	1,203,390	1,275,720	1,303,457

Appendix C

2005 - 2015 Nursing Facility Licensed Beds by County

Facility	2005	2015
<b>Total</b>	<b>18,888</b>	<b>19,207</b>
Adams County	274	254
Adams County Nursing Center	120	100
Crown Health & Rehab of Natchez	58	58
Glenburney Healthcare & Rehab	96	96
Alcorn County	259	264
Cornerstone Health & Rehab of Corinth	120	95
Mississippi Care Center of Alcorn County	95	125
Whitfield Nursing Home	44	44
Amite County		
Liberty Community Living Center	80	80
Attala County	270	270
Attala County Nursing Center	120	120
Mississippi State Veterans Home Kosciusko	150	150
Benton County		
Ashland Health & Rehab	60	60
Bolivar County	350	350
Bolivar Medical Center LTC	35	35
Cleveland Nursing & Rehab Center	120	120
Joy Health & Rehab of Cleveland	75	75
Oak Grove Retirement Home	60	60
Shelby Nursing & Rehab Center	60	60
Calhoun County	155	155
Bruce Community Living Center	35	35
Calhoun Health Services Nursing Home	120	120
Carroll County		
Vaiden Community Living Center	60	60
Chickasaw County	139	139
Floy Dyer Manor	66	66
Shearer Richardson Memorial Nursing Home	73	73
Choctaw County		
Choctaw Nursing Center	73	60
Claiborne County		
Claiborne County Senior Care	77	77
Clarke County	135	
Lakeside Living Center	120	120
H.C. Watkins Memorial Hospital	15	

2005 - 2015 Nursing Facility Licensed Beds by County Continued

Facility	2005	2015
Clay County	180	180
Dugan Memorial Home	60	60
West Point Community Living Center	120	120
Coahoma County	178	178
Clarksdale Nursing Center	112	112
Greenbough Nursing Center	66	66
Copiah County	180	180
Copiah Living Center	60	60
Pine Crest Guest Home	120	120
Covington County	210	270
Arrington Living Center		60
Covington County Nursing Center	60	60
Mississippi State Veterans Home Collins	150	150
DeSoto County	320	320
DeSoto Healthcare Center	120	120
Landmark of DeSoto	60	60
Golden Living Center Southaven	140	140
Forrest County	496	476
Bedford Alzheimers Care Center		20
Bedford Care Center of Hattiesburg	162	152
Bedford Care Center Monroe Hall	90	60
Bedford Care Center of Petal	60	60
Hattiesburg Health & Rehab	184	184
Franklin County		
Meadville Convalescent Home	60	60
George County		79
George Regional Health & Rehab Center		19
GlenOaks Nursing Center	60	60
Greene County	120	120
Greene Rural Health Center	60	60
Leakesville Rehab & Nursing Center	60	60
Grenada County	257	247
Grace Health & Rehab of Grenada	137	137
Grenada Living Center	120	110
Hancock County		202
Dunbar Village Terrace		70
Woodland Village Nursing Center	132	132

2005 - 2015 Nursing Facility Licensed Beds by County Continued

Facility	2005	2015
Harrison County	676	932
Biloxi Community Living Center	240	240
Boyington Health Care Facility	120	180
Dixie White House Nursing Home	60	60
Driftwood Nursing Center	151	151
Greenbriar Nursing Center		106
Lakeview Nursing Center	105	105
Hinds County	1,556	1,543
Belhaven Senior Care	60	60
Chadwick Nursing & Rehab	100	102
Clinton Healthcare	121	121
Community Place	60	60
Compere's Nursing Home	60	60
Cottage Grove Nursing Home	120	120
Forest Hill Nursing Center	87	87
Hinds County Nursing & Rehab Center	100	85
Lakeland Nursing & Rehab Center	105	105
Magnolia Senior Care	60	60
Manhannan Nursing & Rehab Center	180	180
Mississippi State Veterans Home Jackson	150	150
Pleasant Hills Community Center	120	120
Trinity Mission Health & Rehab	145	145
Willow Creek Retirement Center	88	88
Holmes County	148	148
Holmes County Long Term Care	80	80
Lexington Manor Senior Care	68	68
Humphreys County		
Humphreys County Nursing Center	60	60
Itawamba County	196	196
Courtyards Community Living Center	66	66
The Meadows	130	130
Jackson County	528	601
Ocean Springs Nursing Center	115	115
Plaza Community Living Center	120	120
River Chase Village	60	60
Singing River Rehab & Nursing	160	160
Sunplex	73	73
Jasper County		
Jasper County Nursing Home	110	110
Jefferson County		
Jefferson County Nursing Home	60	60



2005 - 2015 Nursing Facility Licensed Beds by County Continued

Facility	2005	2015
Jeff Davis County		
Jefferson Davis Community Hospital	60	60
Jones County	438	428
Care Center of Laurel	130	120
ComfortCare Nursing Center	126	126
Jones County Rest Home	122	122
Lauralwood Community Living Center	60	60
Kemper County		
Mississippi Care Center of DeKalb	60	60
Lafayette County	330	330
Graceland Care Center of Oxford	180	180
Mississippi State Veterans Home Oxford	150	150
Lamar County	180	180
Lamar Healthcare & Rehab Center	120	120
Windham House of Hattiesburg	60	60
Lauderdale County	830	838
Bedford Care Center of Marion	128	120
Golden Living Center Meridian	120	120
James T Champion Nursing Facility		105
Meridian Community Living Center	58	58
North Pointe Health & Rehab		60
Poplar springs Nursing Center	130	91
Queen City Nursing Center	84	84
Reginald P White Nursing Facility	228	120
The Oaks Rehab & Healthcare	82	80
Lawrence County		
Lawrence County Nursing Center	60	60
Leake County	143	143
Baptist Leake Extended Care Facility	44	44
Golden Living Center Carthage	99	99
Lee County	487	487
Baldwyn Nursing Facility	107	107
Cedars Health Center	140	140
Golden Living Center Eason	120	120
Tupelo Nursing & Rehab Center	120	120
Leflore County	410	402
Crystal Health & Rehab of Greenwood	110	110
Golden Age Nursing Home	180	180
Riverview Nursing & Rehab Center	120	112

2005 - 2015 Nursing Facility Licensed Beds by County Continued

Facility	2005	2015
Lincoln County	320	320
Countrybrook Living Center	121	121
Golden Living Center Brook Manor	58	58
Haven Hall Healthcare Center	81	81
Silver Cross Health & Rehab	60	60
Lowndes County	380	380
Aurora Health & Rehab	120	120
Trinity Healthcare Center	60	60
Vineyard Court Nursing Center	60	60
Windsor Place Nursing & Rehab	140	140
Madison County	455	455
Highland Home	120	120
Madison County Nursing Home	95	95
St Catherine's Village Siena Center	120	120
The Arbor	60	60
The Nichols Center	60	60
Marion County	297	297
Song Health & Rehab of Columbia	119	119
The Grove	80	80
The Myrtles Nursing Center	98	98
Marshall County	180	180
Trinity Mission Health & Rehab of Great Oaks	60	60
Trinity Mission Health & Rehab of Holly Springs	120	120
Monroe County	332	332
Care Center of Aberdeen	120	120
Golden Living Center Amory	152	152
River Place Nursing Center	60	60
Montgomery County		
Winona Manor Healthcare & Rehab	120	120
Neshoba County	328	340
Choctaw Residential Center	120	120
Hilltop Manor Health & Rehab	60	60
Neshoba County Nursing Home	148	160
Newton County		180
Bedford Care Center of Newton	120	120
J.G. Alexander Nursing Center		60
Noxubee County		
Noxubee County Nursing Home	60	60
Oktibbeha County	179	179
The Carrington Nursing Center	60	60
Starkville Manor Helthcare	119	119

2005 - 2015 Nursing Facility Licensed Beds by County Continued

Facility	2005	2015
Panola County	190	190
Golden Living Center Batesville	130	130
Sardis Community Nursing Home	60	60
Pearl River County	246	306
Bedford Care Center of Picayune		60
Covenant Health & Rehab of Picayune	120	120
Pearl River County Nursing Home	126	126
Perry County		
Perry County Nursing Center	60	60
Pike County	315	315
Camellia Estates	30	30
Courtyard Rehab & Healthcare	145	145
McComb Nursing & Rehab Center	140	140
Pontotoc County	164	164
Graceland Care Center	60	60
Pontotoc Health Services	44	44
Sunshine Health Care	60	60
Prentiss County	144	144
Landmark Nursing & Rehab Center	80	80
Longwood Community Living Center	64	64
Quitman County		
Quitman County Nursing Home	60	60
Rankin County	929	981
Brandon Court	100	100
Brandon Nursing & Rehab Center	230	230
Briar Hill Rest Home	60	60
Jaquith Nursing Home Adams Inn	59	133
Jaquith Nursing Home Jaquith Inn	87	87
Jaquith Nursing Home Jefferson Inn	86	86
Jaquith Nursing Home Madison Inn	85	85
Jaquith Nursing Home Monroe Inn	88	88
Methodist Specialty Care Center	60	60
Wisteria Gardens		52
Jaquith Nursing Home Washington Inn	74	
Scott County	140	140
Lackey Convalescent Home	20	20
Mississippi Care Center of Morton	120	120
Sharkey County		
Heritage Manor of Rolling Fork	54	54

2005 - 2015 Nursing Facility Licensed Beds by County Continued

Facility	2005	2015
Simpson County	180	180
Bedford Care Center of Mendenhall	60	60
Hillcrest Nursing Center	120	120
Smith County		
Rolling Acres Retirement Center	121	121
Stone County	208	162
Azalea Gardens Nursing Center	149	103
Stone County Nursing & Rehab Center	59	59
Sunflower County	244	244
Liberty Health & Rehab of Indianola	75	75
Walter B Crook Nursing Facility	60	60
Ruleville Nursing & Rehab Center	109	109
Tallahatchie County		
Tallahatchie General Hospital ECF	68	98
Tate County		
Senatobia Convalescent Center	120	120
Tippah County	240	240
Golden Living Center Ripley	140	140
Rest Haven Health & Rehab	60	60
Tippah County Nursing Home	40	40
Tishomingo County	178	178
Tishomingo Community Living Center	73	73
Tishomingo Manor	105	105
Tunica County		
Tunica Nursing Home	60	60
Union County	180	180
Graceland Care Center of New Albany	120	120
Union County Health & Rehab Center	60	60
Walthall County	137	137
Billdora Senior Care	77	77
Golden Living Center Tylertown	60	60
Warren County	405	380
Covenant Health & Rehab of Vicksburg	120	120
Heritage House Nursing Center	60	60
Shady Lawn Health & Rehab	100	100
Vicksburg Convalescent Center	100	100
River Region Skilled Nursing	25	

2005 - 2015 Nursing Facility Licensed Beds by County Continued

<u>Facility</u>	<u>2005</u>	<u>2015</u>
Washington County	356	356
Arbor Walk Healthcare Center	60	60
Legacy Manor Nursing & Rehab	60	60
Mississippi Care Center of Greenville	116	116
River Heights Healthcare Center	60	60
Washington Care Center	60	60
Wayne County		
Pine View Health Care Center	90	90
Webster County	155	155
Golden Living Center Eupora	119	119
Webster Health Services Nursing	36	36
Wilkinson County		
Wilkinson County Senior Care	105	90
Winston County	180	134
Louisville Healthcare	60	60
Winston County Nursing Home	120	74
Yalobusha County		
Yalobusha County Nursing Home	120	122
Yazoo County	221	240
Martha Coker Green House Home	41	60
Oasis Health & Rehab of Yazoo	180	180

2005 - 2015 ICF-IID Licensed Beds by County

	2005	2015
<b>Total</b>	<b>2,724</b>	<b>2,431</b>
Coahoma County		
Delta Manor	132	132
Harrison County		
South Mississippi Regional Center	260	240
Jones County	712	417
Clover Circle ICF-IID	197	
Hillside ICF-IID	138	95
Paul D Cotten ICF-IID	94	94
Pecan Grove ICF-IID	283	228
Lafayette County		
Woodlane ICF-IID	470	485
Lincoln County		172
Lincoln Residential Center	140	140
Mississippi Adolescent Center		32
Madison County		152
Canton Manor	132	132
Son Valley		20
Oktibbeha County		
Rolling Hills Developmental Court	140	140
Rankin County		
Hudspeth Regional Center	415	415
Simpson County	323	278
Millcreek ICF-IID	125	125
W L Jaquith ICF-IID	198	153

2005 - 2015 Psy/Res Treatment Facility Licensed Beds by County

	2005	2015
<b>Total</b>	<b>330</b>	<b>366</b>
DeSoto County		
Parkwood Behavioral Health System	40	40
Harrison County		68
CARES Gulf Coast		20
Specialized Treatment Facility	48	48
Hinds County		
CARES Center	44	60
Lauderdale County		
The Crossings	60	60
Pontotoc County		
Millcreek of Pontotoc	51	51
Simpson County		
Millcreek Psy/Res Treatment Facility	57	57
Winston County		
Diamond Grove Center	30	30

2005 - 2015 Personal Care Home Licensed Beds by County

	2005	2015
<b>Total</b>	<b>4,842</b>	<b>6,775</b>
Adams County	61	
Magnolia House	46	46
Arnold's Avenue Personal Care	15	
Alcorn County	69	69
Country Cottage	29	29
Dogwood of Corinth	40	40
Attala County	40	
Atwood Personal Care Home #2	31	30
Atwood Personal Care Home #1	9	
Benton County		
Oak Hill Personal Care Home		
Bolivar County	162	137
Cleveland Personal Care Community	95	85
Indywood Estate Personal Care Home	38	39
Lawson Personal Care Home	13	13
Cornerstone Personal Care Home	16	
Calhoun County		
Bruce Community Living Center	20	20
Carroll County		
Shady Glen Retirement Village		15
Chickasaw County		
Fern Brooke Personal Care Home		18
Langford's Magnolia Personal Care Home	24	
Choctaw County		
Brooklyn Hall Personal Care Home		14
Claiborne County		
Paradise Personal Care Home		5
Clarke County		45
Wisteria Manor Personal Care Home		30
Golden Meadow	20	
Rest Haven		15
Clay County	28	28
Heavenly Angels		7
Waverly Care Home	21	21
Fondern's Personal Care Home	7	
Coahoma County		
Flowers Glen	36	36



2005 - 2015 Personal Care Home Licensed Beds by County

	2005	2015
Covington County		
Covington Ridge	29	36
DeSoto County	131	494
Affordable Senior Care		15
Hermitage Gardens of Southaven	65	65
Life Pointe		101
Olive Grove Terrace	36	94
Silvercreek Retirement Community		118
Wesley Meadows Retirement Community	30	101
Forrest County	182	185
Country Comfort Personal Care Home	16	15
Brookdale Hattiesburg I	90	90
Emeritus at Pine Meadow	56	
Falcon Crest Personal Care Home		15
Hartford Place	20	
The Claiborne at Hattiesburg		72
George County	68	81
Amelia's Garden		15
Eva's Place		25
Smith Manor	14	15
Sparrow Hills		26
Benndale Personal Care	11	
Golden Age Home	10	
Ramsey Springs Village	24	
Silvercrest Personal Care Home	9	
Grenada County	58	
Graceland of Grenada	38	63
Graceland of Grenada North	20	
Hancock County		32
Dunbar Village Courtyard		10
EZ Living Residential Services		20
Woodland Village Nursing Center	2	2
Harrison County	211	505
Chapman Oaks	15	15
Brookdale Senior Living Biloxi	105	105
Lakeview Nursing Center Personal Care Home	10	10
Lemoyne Place Assisted Living		48
One Magnolia Place		60
Bay Cove		142
Seashore Oaks Assisted Living	50	42
Serenity Springs Personal Care Home		8
The Cove at Seashore Highlands		75
Alpha Personal Care Home	14	
A Connecting Heart	8	
Shepherd Home	9	

2005 - 2015 Personal Care Home Licensed Beds by County

	2005	2015
Hinds County	395	556
Alpha Omega Personal Care Home	13	13
Autumn Light Personal Care Home	23	
Eldercare Personal Care Home	11	11
Brookdale Clinton	88	108
Erie Street Personal Care Home	11	11
Fondern Cove Assisted Living		18
Harmony Court Assisted Living		105
House of Faith		15
Love & Gracious Personal Care Home		11
McAllister's Personal Care Home	11	11
Methodist Home Road Living Center		15
Mississippi Cares Residential Home		24
North Grove Assisted Living	34	34
Open Arms Personal Care Home		6
Paradise Cove Assisted Living		6
Parker's Personal Care Home	16	16
Rigg's Manor Retirement Community	32	94
St David Personal Care Home	8	8
Shanell's Assisted Living		15
Silas Personal Care Home		16
Sincere Home Care		14
Utopia Assisted Living		20
Campbell's Personal Care Home	6	
Central Mississippi Personal Care	13	
Community Health & Welfare	14	
Gena's Four Seasons Personal Care Home	8	
Genesis Assisted Living	13	
Hope Personal Care Home	18	
Izora's Personal Care Home	12	
Myles Retreat Home for the Golden Age	43	
Pope's Personal Care Home	6	
Ramsey's Personal Care Home	12	
Strickland's Personal Care Home	6	
T S Personal Care Home	10	
Wells Personal Care Home	5	
Holmes County		
Miss Bernice's Personal Care Home		18
University Hospital Nursing Center	20	
Itawamba County	78	172
Charleston Place		44
Countrywood Manor	32	78
Dogwood of Fulton	32	36
Phillips Personal Care Home	14	14

2005 - 2015 Personal Care Home Licensed Beds by County

	2005	2015
Jackson County	120	
The Gardens		72
Alternative Personal Care Home	12	
Casa De Lola Assisted Living	15	
Dorchester Arms	34	
The Gardens	49	
A New Beginning Care Center	10	
Jasper County		
Summerland Manor		48
Jones County	125	190
ComfortCare Assisted Living	12	12
Cottonwood Manor	24	24
Extra Care		10
Lynnwood Senior Care		14
Magnolia Gardens Assisted Living of Ellisville		20
Magnolia Gardens Assisted Living of Laurel		56
Northview Villa Personal Care	54	54
Magnolia Gardens Assisted Living	35	
Lafayette County	144	260
Brookdale Oxford	80	90
Hermitage Gardens of Oxford	64	55
The Blake at Oxford		115
Lamar County	76	163
Alden Pointe	45	45
Magnolia Place	18	18
Provision Living at Hattiesburg		100
Windham House	16	
Lauderdale County	155	221
Aldersgate Personal Care	60	58
Bee Hive Homes of Marion		16
Emeritus at Silverleaf Manor	80	110
Fisher Care		8
McCoy Personal Care Home	15	15
Magnolia Home		14
Lawrence County	22	
Heritage Manor	12	
Lawrence County Hospital Personal Care	10	
Leake County		40
Bee Hive Homes of Carthage		16
Madden Lighthouse		24

2005 - 2015 Personal Care Home Licensed Beds by County

	2005	2015
Lee County	348	391
Avonlea Assisted Living	56	72
Magnolia Manor at Tupelo		122
Mitchell Center	60	60
Riverbirch Residence	30	30
Rosewood Residence	75	75
Saltillo Assisted Living	63	
Samaritan Garden Personal Care Home	32	32
Homeplace Assisted Living	7	
Homeplace of Saltillo	72	
Meadow Hills Personal Care Home	16	
Leflore County	74	80
Country Meadow Personal Care Home	14	18
Indywood Glen Personal Care Home	60	62
Lincoln County	45	
Haven Hall Assisted Living	15	11
New Dawn Retirement Center	8	
Serenity Personal Care Home	9	
Shady Oaks Personal Care Home	13	
Lowndes County	205	150
Collegetree Personal Care Home	6	6
New Horizon Residential Living		12
Trinity Place Personal Care	62	62
The Arrington	55	70
Cherub's Personal Care Home	13	
Golden Age Care Home	9	
Home Place of Columbus	62	
Home Place of New Hope	16	
Lakewood Personal Care	7	
Madison County	363	561
Beau Ridge		47
Christian Care Assisted Living	31	31
Brookdale Ridgeland	100	100
Old Ladies Home	20	20
St Catherine's Village Campbell	36	60
St Catherine's Village Marion Hall	60	60
Seasons	10	10
The Blake at Township		115
The Orchard Personal Care Home	61	78
Willard F Bond Home	40	40
Marion County	33	22
Haven House		14
The Grove	8	8
Bar Sel Personal Care	11	
Sandy Hook Estate Personal Care Home	14	

2005 - 2015 Personal Care Home Licensed Beds by County

	2005	2015
Marshall County		
Christopher's Personal Care Home	46	
Monroe County	68	83
Garden Suites Assisted Living	22	22
Oak Tree Manor Assisted Living	34	51
Pressicare		10
Monroe County Rest Home	12	
Neshoba County	34	53
Atwood Personal Care Home		38
Bee Hive Homes of Philadelphia	12	15
Neshoba County Nursing Home	22	
Newton County	99	74
Bee Hive Homes of Newton		12
River Birch Estate Assisted Living		21
Woodland Court Personal Care	24	41
Central Mississippi Residential Center	48	
Magnolia Regional Personal Care	27	
Noxubee County	25	33
Elderly Care Center	15	15
Oakwood Manor		18
Brooksville Assisted Living Home	10	
Oktibbeha County	55	147
Bee Hive Homes of Starkville		16
Montgomery Gardens Senior Living		36
Vicker's Personal Care Home		18
The Claiborne at Adelaide		75
Cantrell's Personal Care Home	15	
O'Brian's East Personal Care Home	22	
Scribner Personal Care Home	18	
Panola County		
Fairfield of Batesville	54	54
Pearl River County	126	85
Blueberry Hill Personal Care Home		9
In Loving Arms		15
New Country Living Personal Care Home	14	14
Our Place Personal Care Home	12	12
The Sunshine Inn		20
Timeless Grace Assisted Living		15
Magnolia Personal Care Home	60	
Our Place II	9	
Shady Oaks of Carriere	11	
Southern Pines Personal Care Home	20	

2005 - 2015 Personal Care Home Licensed Beds by County

	2005	2015
Perry County	22	54
Community Development Assisted Living		30
Community Development Assisted Living III	12	12
Friend's Personal Care Home	10	12
Pike County	108	98
Aston Court Retirement Community	50	50
Camellia Estates	48	48
McComb Nursing & Rehab Center	10	
Pontotoc County		
Church Street Manor	40	40
Prentiss County		
The Landmark Community	40	40
Rankin County	200	430
Brandon Court	6	6
Briar Hill Rest Home Personal Care Home	2	2
Brookdale Brandon	110	110
Peach Tree Village	71	71
Plain View Assisted Living Center		55
The Blake at Flowood		130
Villa South Assisted Living		50
Wisteria Gardens		6
O'McDougle's Love & Care Home	11	
Scott County	24	28
Bee Hive Homes of Forrest	12	13
Magnolia Manor Assisted Living	12	15
Simpson County	33	30
Lakeview Place		15
Strong River Villa		15
Bryant's Residential Care Facility	21	
La Dora Acres Assisted Living	12	
Stone County		
Stone County Nursing & Rehab Center	1	1
Sunflower County	39	62
Elise's Place		11
Indywood Personal Care Home	28	29
Ruleville Nursing & Rehab	11	11
Shirley's Personal Care Home		12

2005 - 2015 Personal Care Home Licensed Beds by County

	2005	2015
Tate County		90
Buckman Enrichment Home		20
Providence PCC of Senatobia		70
Tippah County		
Beverly Helathcare Ripley	10	
Tishomingo County	90	117
Carrington House	18	25
Southern Magnolia Estates Personal Care 1	34	37
Southern Magnolia Estates Personal Care 2	18	18
Southern Magnolia Estates Personal Care 3	20	37
Union County	106	91
Dogwood Plantation of New Albany	24	24
Magnolia Place of New Albany	50	40
Mykale Residential Living		7
The Sunshine Inn	20	20
Green Oak Manor	12	
Warren County	77	73
Belmont Gardens Personal Care Home	25	32
Heritage House Assisted Living	41	41
Belmont Place Personal Care Home	11	
Washington County	103	152
Broadway Manor Residential Care		11
Destiny Manor		11
Magnolia Gardens of Greenville	48	48
Nelson's Personal Care Home		12
Restoration Assisted Living Center		15
Brookdale Greenwood	55	55
Wayne County	57	61
Brookwood Villa Personal Care Home	24	36
Southern Living Speciality Care	30	25
Pine View Helath Care Center	3	
Webster County		
Vicker's Personal Care Home	13	13
Winston County	30	37
Atwood Personal Care Home Noxapater	16	17
Bee Hive Homes of Louisville		20
JRS & J Adult Care Center	14	
Yalobusha County		
Yalobusha County Assisted Living	2	

## Appendix D



## Licensed and Certified Long-Term Care Facilities

### Adams County

Adams County Nursing Center  
587 John R. Junkin Drive  
Natchez, Mississippi 39120  
Phone: 601-446-8426  
Fax: 601-446-8474  
Adams Community Care Center,  
Licensee  
Jeffery Phillips, Administrator  
Proprietary  
Medicaid/Medicare  
Capacity: 100

Crown Health & Rehab of Natchez  
344 Arlington Avenue  
Natchez, Mississippi 39120  
Phone: 601-443-2344  
Fax: 601-443-9862  
Crown Health & Rehab of Natchez,  
Licensee  
Alan Smith, Administrator  
Proprietary  
Medicaid/Medicare  
Capacity: 58

Glenburney Health Care & Rehab  
Center  
555 John R. Junkin Drive  
Natchez, Mississippi 39120  
Phone: 601-442-4396  
Fax: 601-442-0321  
Glenburney Healthcare, Licensee  
James Freeman, Administrator  
Proprietary  
Medicaid/Medicare  
Capacity: 96

### Alcorn County

Cornerstone Health & Rehab of  
Corinth  
302 Alcorn Drive  
Corinth, Mississippi 38834  
Phone: 662-286-2286  
Fax: 662-286-2289  
Cornerstone Health & Rehab of  
Corinth, Licensee  
Robin C. Skelton, Administrator  
Proprietary  
Medicaid/Medicare  
Capacity: 95

Mississippi Care Center of Alcorn  
County  
3701 Joanne Drive  
Corinth, Mississippi 38834  
Phone: 662-287-8071  
Fax: 662-287-2564  
Alcorn County Long Term Care,  
Licensee  
Ray Jones, Administrator  
Proprietary  
Medicaid/Medicare  
Capacity: 125

Whitfield Nursing Home  
2101 East Proper Street  
P.O. Drawer 1425  
Corinth, Mississippi 38834  
Phone: 662-286-3331  
Fax: 662-286-0026  
SarahJ. Whitfield, Licensee &  
Administrator  
Proprietary  
Medicaid  
Capacity: 44

### Amite County

Liberty Community Living Center  
323 Industrial Park Drive  
P.O. Box 676  
Liberty, Mississippi 39645  
Phone: 601-657-1000  
Fax: 601-657-1008  
Community Living Center of Liberty,  
Licensee  
Charlotte Carnova, Administrator  
Proprietary  
Capacity: 80

### Attala County

Attala County Nursing Center  
326 Highway 12 West  
Kosciusko, Mississippi 39090  
Phone: 662-289-1200  
Fax: 662-289-3070  
Attala Community Care Center,  
Licensee  
Ricky Foster, Administrator  
Proprietary  
Medicaid/Medicare  
Capacity: 120

Mississippi State Veteran's Home  
310 Autumn Ridge Drive  
Kosciusko, Mississippi 39090  
Phone: 662-289-7809  
Fax: 662-289-7824  
Randy Reeves, Licensee  
Charles Register, Administrator  
Public  
State  
Capacity: 150

### **Benton County**

Ashland Health & Rehab  
16056 Boundary Drive  
P.O. Box 490  
Ashland, Mississippi 38603  
Phone: 662-224-6196  
Fax: 662-224-6899  
Vanguard of Ashland, Licensee  
Jessica M. Windham, Administrator  
Proprietary  
Medicaid/Medicare  
Capacity: 60

### **Bolivar County**

Bolivar Medical Center Long Term  
Care Facility  
901 East Sunflower Road  
P.O. Box 1380  
Cleveland, Mississippi 38732  
Phone: 662-846-2520  
Fax: 662-846-2521  
Robert L. Marshall, Jr., Licensee  
Patricia D. Rowe, Administrator  
Proprietary  
Medicaid  
Capacity: 35

Cleveland Nursing and Rehab. Center  
4036 Highway 8, East  
P.O. Box 1688  
Cleveland, Mississippi 38732  
Phone: 662-843-4014  
Fax: 662-843-5401  
Cleveland Nursing & Rehab Center,  
Licensee  
Nicolai Hoopaw, Administrator  
Proprietary  
Medicaid/Medicare  
Capacity: 120

Joy Health & Rehab of Cleveland  
200 Martin L. King Jr. Drive  
Cleveland, Mississippi 38732  
Phone: 662-843-5347  
Fax: 662-843-0751  
Joy Health & Rehab of Cleveland,  
Licensee  
Wanda Matthews, Administrator  
Proprietary  
Medicaid/Medicare  
Capacity: 75

Oak Grove Retirement Home  
209 Oak Circle  
P.O. Box 198  
Duncan, Mississippi 38740  
Phone: 662-395-2576  
Fax: 662-395-2568  
Charles E. Smith, Licensee  
Todd L. Jones, Administrator  
Proprietary  
Medicaid  
Capacity: 60

Shelby Nursing and Rehab Center  
1108 Church Street  
Shelby, Mississippi 38774  
Phone: 662-398-5117  
Fax: 662-398-7766  
MS Shelby, LLC, Licensee  
Zakiyo Fields, Administrator  
Proprietary  
Medicaid  
Capacity: 60

### **Calhoun County**

Bruce Community Living Center  
176 Highway 9 South  
P.O. Box 1280  
Bruce, Mississippi 38915  
Phone: 662-412-5100  
Fax: 662-412-5122  
CLC of Bruce, Licensee  
Chris Weaver, Administrator  
Proprietary  
Medicaid/Medicare  
Capacity 35

Calhoun Nursing Home  
152 Burke Road  
Calhoun City, Mississippi 38916  
Phone: 662-628-6611  
Fax: 662-628-6300  
Rita Parker, Licensee  
James Franklin, Administrator  
Public  
Medicaid  
Capacity: 120

### **Carroll County**

Vaiden Community Living Center  
868 Mulberry Street  
Vaiden, Mississippi 39176  
Phone: 662-464-7714  
Fax: 662-464-7741  
CLC of Vaiden, Licensee  
Scott Matthews, Administrator  
Medicare/Medicaid  
Capacity: 60

### **Chickasaw County**

Floy Dyer Manor  
1000 East Madison Street  
Houston, Mississippi 38851  
Phone: 662-456-1101  
Fax: 662-456-1106  
Robert M. Thornton, Sr. Licensee  
Brenda G. Wise, Administrator  
Proprietary  
Medicaid/Medicare  
Capacity: 66

Shearer Richardson Memorial Nursing  
Home  
512 Rockwell Drive  
P.O. Box 420  
Okolona, Mississippi 38860  
Phone: 662-447-3311  
Fax: 662-447-3856  
Aileen Holt, Licensee &  
Administrator  
Public  
Medicaid  
Capacity: 73

### **Choctaw County**

Choctaw Nursing & Rehab  
311 West Cherry Street  
P.O. Box 1039  
Ackerman, Mississippi 39735  
Phone: 662-285-1946  
Fax: 662-285-2725  
Choctaw Nursing & Rehab Center,  
Licensee  
Jan Irby Maddux, Acting  
Administrator  
Proprietary  
Medicaid  
Capacity: 60

### **Claiborne County**

Claiborne County Senior Care  
2124 Old Highway 61 North  
P.O. Box 1018  
Port Gibson, Mississippi 39150  
Phone: 601-437-8737  
Fax: 601-437-8963  
Claiborne County Senior Care,  
Licensee  
Eugene Prater, Administrator  
Proprietary  
Medicaid/Medicare  
Capacity: 73

### **Clarke County**

Lakeside Health & Rehab Center  
191 Highway 511 East  
P.O. Drawer 10  
Quitman, Mississippi 39355  
Phone: 601-776-2141  
Fax: 601-776-5505  
MS Lakeside, LLC, Licensee  
Kenyatta Pearson, Administrator  
Proprietary  
Medicaid/Medicare  
Capacity: 120

## Clay County

Dugan Memorial Home  
804 East Main Street  
P.O. Box 698  
West Point, Mississippi 39773  
Phone: 662-494-3640  
Fax: 662-494-3641  
Dugan Memorial Home, Licensee  
Shelley Tuggle, Administrator  
Non-profit  
Medicaid/Medicare  
Capacity: 60

West Point Community Living Center  
1122 North Eshman Avenue  
P.O. Box 817  
West Point, Mississippi 39773  
Phone: 662-494-6011  
Fax: 662-494-6926  
Community Living Center of West  
Point, Licensee  
Jackie Lairy, Administrator  
Proprietary  
Medicaid/Medicare  
Capacity: 120

## Coahoma County

Clarksdale Nursing Center  
1120 Ritchie Avenue  
P.O. Box 1304  
Clarksdale, Mississippi 38614  
Phone: 662-627-2591  
Fax: 662-624-6233  
Care Givers, Licensee  
Jo Ellen Hillman, Administrator  
Proprietary  
Medicaid/Medicare  
Capacity: 112

Greenbough Health & Rehab Center  
340 DeSoto Avenue, Extended  
Clarksdale, Mississippi 38614  
Phone: 662-627-3486  
Fax: 662-627-5654  
MS Greenbough, LLC, Licensee  
Joshua Bryon, Administrator  
Proprietary  
Medicaid/Medicare  
Capacity: 66

## Copiah County

Copiah Living Center  
806 West Georgetown Street  
Crystal Springs, Mississippi 39059  
Phone: 601-892-1880  
Fax: 601-892-8739  
Copiah CCC, Licensee  
Michelle Thompson, Administrator  
Proprietary  
Medicare/Medicaid  
Capacity: 60

Pine Crest Guest Home  
133 Pine Street  
Hazlehurst, Mississippi 39083  
Phone: 601-894-1411  
Fax: 601-894-3282  
Pinecrest, Licensee  
Ellis Stuart, Administrator  
Proprietary  
Medicaid/Medicare  
Capacity: 120

## Covington County

Arrington Living Center  
701 South Holly Avenue  
Collins, Mississippi 39428  
Phone: 601-698-0400  
Fax: 601-765-9326  
Covington County Hospital, Licensee  
Joshua Clayton, Administrator  
Public  
Capacity: 60

Covington County Nursing Center  
1207 South Fir Avenue  
P.O. Box 1089  
Collins, Mississippi 39428  
Phone: 601-765-8262  
Fax: 601-765-0080  
Collins Community CC, Licensee  
Brenda J. Leone, Administrator  
Proprietary  
Medicaid/Medicare  
Capacity: 60

Mississippi State Veterans Home  
3261 Highway 49 South  
Collins, Mississippi 39261  
Phone: 601-765-0403  
Fax: 601-765-5045  
Randy Reeves, Licensee  
Tommie C. Carr, Administrator  
Public  
Non-Profit  
Capacity: 150

### **DeSoto County**

DeSoto HealthCare Center  
7805 Southcrest Parkway  
Southaven, Mississippi 38671  
Phone: 662-349-7500  
Fax: 662-349-2069  
DeSoto Healthcare, Licensee  
Donald K. Scipper, Administrator  
Proprietary  
Medicaid/Medicare  
Capacity: 120

GoldenLiving Center Southaven  
1730 Dorchester Drive  
Southaven, Mississippi 38671  
Phone: 662-393-0050  
Fax: 662-393-5179  
GGNSC Southaven, LLC  
Michael Crump, Administrator  
Proprietary  
Medicaid/Medicare  
Capacity: 140

Landmark of DeSoto  
3068 Nail Road West  
Horn Lake, Mississippi 38637  
Phone: 662-280-1219  
Fax: 662-280-7684  
DeSoto Community Care Center,  
Licensee  
John B. Falkner, Sr., Administrator  
Proprietary  
Medicaid/Medicare  
Capacity: 60

### **Forrest County**

Bedford Alzheimer's Care Center  
300 B Cahal Street  
Hattiesburg, Mississippi 39401  
Phone: 601-582-9157  
Fax: 601-582-9337  
Bedford Alzheimer's Care Center,  
Licensee  
Pamela Kelly, Administrator  
Proprietary  
Medicaid  
Capacity: 20

Bedford Care Center of Hattiesburg  
#10 Medical Boulevard  
Hattiesburg, Mississippi 39401  
Phone: 601-264-3709  
Fax: 601-264-1144  
Bedford Care Center of Hattiesburg,  
Licensee  
Carl L. Young, Administrator  
Proprietary  
Medicaid/Medicare  
Capacity: 152

Bedford Care Center - Monroe Hall  
300 Cahal Street  
Hattiesburg, Mississippi 39401  
Phone: 601-582-9157  
Fax: 601-582-2639  
Bedford Care Center Monroe Hall,  
Licensee  
Robert M. Perry, Administrator  
Proprietary  
Medicaid/Medicare  
Capacity: 60  
30 beds in abeyance

Bedford Care Center of Petal  
908 South George Street  
Petal, Mississippi 39465  
Phone: 601-544-7441  
Fax: 601-582-7510  
Bedford Care Center Petal, Licensee  
Lisa Woodall, Administrator  
Proprietary  
Medicaid/Medicare  
Capacity: 60

Hattiesburg Health & Rehab  
514 Bay Street  
Hattiesburg, Mississippi 39401  
Phone: 601-544-4230  
Fax: 601-544-4234  
Hattiesburg Health & Rehab, Licensee  
Cherry L. Jones, Administrator  
Proprietary  
Medicaid  
Capacity: 184

### **Franklin County**

Meadville Convalescent Home  
300 Highway 556  
Meadville, Mississippi 39653  
Phone: 601-384-5861  
Fax: 601-384-5862  
Meadville LLC, Licensee  
Rebecca Rylee, Administrator  
Proprietary  
Medicaid/Medicare  
Capacity: 60

### **George County**

George Regional Health & Rehab  
Center  
859 Winter Street  
Lucedale, Mississippi 39452  
Phone: 601-947-3161  
Fax: 601-766-4294  
George Reg Health & Rehab Center,  
Licensee  
Joy Turner, Administrator  
Non-Profit  
Medicaid/Medicare  
Capacity: 41

GlenOaks Nursing Center  
55 Susanne Street  
Lucedale, Mississippi 39452  
Phone: 601-947-2783  
Fax: 601-947-6182  
Delco, Licensee  
Theresa Crabtree, Administrator  
Proprietary  
Medicaid/Medicare  
Capacity: 60

### **Greene County**

Greene Rural Health Center  
1017 Jackson Avenue  
P.O. Box 819  
Leakesville, Mississippi 39451  
Phone: 601-394-2371  
Fax: 601-394-5495  
George County Hospital, Licensee  
Lisa Crager, Administrator  
Non-Profit  
Medicaid/Medicare  
Capacity: 60

Leakesville Rehab & Nursing Center  
1300 Melody Lane  
P.O. Box 640  
Leakesville, Mississippi 39451  
Phone: 601-394-2331  
Fax: 601-394-2738  
Leakesville Rehab & Nursing Center,  
Licensee  
Shelli Brewer, Administrator  
Proprietary  
Medicaid/Medicare  
Capacity: 60

### **Grenada County**

Grace Health & Rehab of Grenada  
1966 Hill Drive  
Grenada, Mississippi 38901  
Phone: 662-226-2442  
Fax: 662-226-9567  
Grace Health & Rehab of Grenada,  
Licensee  
Sandra Lott, Administrator  
Proprietary  
Medicaid/Medicare  
Capacity: 137

Grenada Living Center  
1950 Grandview Drive  
Grenada, Mississippi 38901  
Phone: 662-226-9554  
Fax: 662-226-5537  
Community Care Center of Grenada,  
Licensee  
Thomas Hand, Administrator  
Proprietary  
Medicaid/Medicare  
Capacity: 110

## Hancock County

Dunbar Village Terrace  
725 Dunbar Avenue  
Bay St Louis, Mississippi 39520  
Phone: 228-466-3099  
Fax: 228-466-3994  
Dunbar Village Terrace, Licensee  
Amy Lee Ivey, Administrator  
Proprietary  
Medicaid/Medicare  
Capacity: 70

Woodland Village Nursing Center  
5427 Gex Road  
Diamondhead, Mississippi 39525  
Phone: 228-255-4832  
Fax: 228-255-4833  
Woodland Village Nursing Center,  
Licensee  
Holly Ford, Administrator  
Proprietary  
Medicaid/Medicare  
Capacity: 132

## Harrison County

Biloxi Community Living Center  
2279 Atkinson Road  
Biloxi, Mississippi 39531  
Phone: 228-388-1805  
Fax: 228-388-9617  
Community Living Center Biloxi,  
Licensee  
Angelia Powell, Administrator  
Public  
Medicaid/Medicare  
Capacity: 240

The Boyington Health Care Facility  
1530 Broad Avenue  
Gulfport, Mississippi 39501  
Phone: 228-864-6544  
Fax: 228-868-8544  
MS HUD Boyington, Licensee  
Michelle Carroll, Administrator  
Proprietary  
Medicaid/Medicare  
Capacity: 180

Dixie White House Nursing Home  
538 Menge Avenue  
Pass Christian, Mississippi 39571  
Phone: 228-452-4344  
Fax: 228-452-2264  
MS Hud, Licensee  
Dennis S. Forsythe, Administrator  
Proprietary  
Medicaid/Medicare  
Capacity: 60

Driftwood Nursing Center  
1500 Broad Avenue  
Gulfport, Mississippi 39501  
Phone: 228-868-1314  
Fax: 228-863-8966  
Strategic Healthcare, Licensee  
Alicia D. Johnson, Administrator  
Proprietary  
Medicaid/Medicare  
Capacity: 151

Greenbriar Nursing Center  
4347 West Gay Road  
D'Iberville, Mississippi 39540  
Phone: 228-392-8484  
Fax: 228-392-6262  
Greenbriar Nursing Center, Licensee  
Shelia M. Bachtel, Administrator  
Proprietary  
Medicaid/Medicare  
Capacity: 106

Gulfport Care Center  
11240 Canal Road  
Gulfport, Mississippi 39503  
Phone: 228-539-9943  
Fax: 228-539-9954  
Harrison County Properties, Licensee  
Lisa Hosford, Administrator  
Proprietary  
Capacity: 90

Lakeview Nursing Center  
16411 Robinson Road  
Gulfport, Mississippi 39503  
Phone: 228-831-3001  
Fax: 228-831-0408  
Brian Cain, Licensee  
Crisper Stanford, Administrator  
Proprietary  
Medicaid/Medicare  
Capacity: 105

## Hinds County

Belhaven Senior Care  
1004 North Street  
Jackson, Mississippi 39202  
Phone: 601-355-0763  
Fax: 601-355-9775  
Belhaven Senior Care, Licensee  
Joshua Eakes, Administrator  
Proprietary  
Medicaid/Medicare  
Capacity: 60

Chadwick Nursing & Rehab Center  
1900 Chadwick Drive  
Jackson, Mississippi 39204  
Phone: 601-372-0231  
Fax: 601-372-0868  
Chadwick Nursing & Rehab Center,  
Licensee  
O. J. Steverson, Administrator  
Proprietary  
Medicaid/Medicare  
Capacity: 102

Clinton Healthcare  
1251 Pinehaven Road  
Clinton, Mississippi 39056  
Phone: 601-924-2996  
Fax: 601-924-6447  
Clinton Healthcare, Licensee  
Dannie Barlow, Administrator  
Proprietary  
Medicaid/Medicare  
Capacity: 121

Community Place  
1129 Langley Avenue  
Jackson, Mississippi 39204  
Phone: 601-355-0617  
Fax: 601-948-7506  
Community Place, Licensee  
Tonya L. Gillespie, Administrator  
Non-profit  
Medicaid/Medicare  
Capacity: 60

Compere's Nursing Home  
865 North Street  
Jackson, Mississippi 39202  
Phone: 601-948-6531  
Fax: 601-948-6166  
North Street Healthcare, Licensee  
Judy Massey, Administrator  
Proprietary  
Medicaid/Medicare  
Capacity: 60

Cottage Grove Nursing Home  
1116 Forest Avenue  
Jackson, Mississippi 39206  
Phone: 601-366-6461  
Fax: 601-362-4041  
Cottage Grove Nursing Home, Licensee  
Jquadine Cleveland, Administrator  
Proprietary  
Medicaid/Medicare  
Capacity: 120

Forrest Hill Nursing Center  
927 Cooper Road  
Jackson, Mississippi 39212  
Phone: 601-372-0141  
Fax: 601-372-0931  
Forrest Hill Nursing Center,  
Licensee  
Jon Miles, Administrator  
Proprietary  
Medicaid/Medicare  
Capacity: 87

Hinds County Nursing & Rehab Center  
3454 Albermarle Road  
Jackson, Mississippi 39213  
Phone: 601-362-5394  
Fax: 601-366-9276  
Hinds Co. Nursing & Rehab Ctr, LLC,  
Licensee  
Eric McMillan, Administrator  
Proprietary  
Medicaid/Medicare  
Capacity: 85



Lakeland Nursing & Rehab Center  
3680 Lakeland Lane  
Jackson, Mississippi 39216  
Phone: 601-982-5505  
Fax: 601-362-1883  
Lakeland Nursing & Rehab Center,  
Licensee  
Abby Little, Administrator  
Proprietary  
Medicaid/Medicare  
Capacity: 105

Magnolia Senior Care  
3701 Peter Quinn Drive  
Jackson, Mississippi 39213  
Phone: 601-366-1712  
Fax: 601-366-1715  
Magnolia Senior Care, Licensee  
Christopher Turner, Administrator  
Proprietary  
Medicaid/Medicare  
Capacity: 60

Manhattan Nursing & Rehab Center  
4540 Manhattan Road  
Jackson, Mississippi 39206  
Phone: 601-982-7421  
Fax: 601-366-7121  
Manhattan Nursing & Rehab Center,  
Licensee  
Bobbie Blackard, Administrator  
Proprietary  
Medicaid/Medicare  
Capacity: 180

Mississippi State Veterans Home  
4607 Lindbergh Drive  
Jackson, Mississippi 39209  
Phone: 601-354-7205  
Fax: 601-354-6060  
Randy Reeves, Licensee  
Mrs. Gerald McCarty-Johnson,  
Administrator  
Public  
Non-Profit  
Capacity: 150

Pleasant Hills Community Living  
Center  
1600 Raymond Road  
Jackson, Mississippi 39204  
Phone: 601-371-1700  
Fax: 601-371-1006  
Community Living Center of Jackson,  
Licensee  
Gregory H. Ward, Administrator  
Proprietary  
Medicaid/Medicare  
Capacity: 120

Trinity Mission Health & Rehab of  
Clinton  
102 Woodchase Park Drive  
Clinton, Mississippi 39056  
Phone: 601-924-7043  
Fax: 601-924-8633  
Trinity Mission of Clinton, Licensee  
Greg Garvin, Administrator  
Proprietary  
Medicaid/Medicare  
Capacity: 145

Willow Creek Retirement Center  
49 Willow Creek Lane  
Byram, Mississippi 39272  
Phone: 601-863-4201  
Fax: 601-863-4202  
WCRC, Licensee  
Lisha Woodard, Administrator  
Proprietary  
Medicaid/Medicare  
Capacity: 88

### **Holmes County**

Holmes County LTC Center - Durant  
15481 Bowling Green Road  
Durant, Mississippi 39063  
Phone: 662-653-4106  
Fax: 662-653-3940  
Durant Healthcare, Licensee  
Amy Hood, Administrator  
Proprietary  
Medicaid/Medicare  
Capacity: 80

Lexington Manor Senior Center  
56 Rockport Road  
Lexington, Mississippi 39095  
Phone: 662-834-3021  
Fax: 662-834-4848  
Lexington Manor Senior Ctr, LLC,  
Licensee  
Alisa Williams, Administrator  
Proprietary  
Medicaid/Medicare  
Capacity: 68

### **Humphreys County**

Humphreys County Nursing Center  
500 C.C.C. Road  
Belzoni, Mississippi 39038  
Phone: 662-247-1821  
Fax: 662-247-2078  
Humphreys Community Care Center,  
Licensee  
Linda Yarborough, Administrator  
Proprietary  
Medicaid/Medicare  
Capacity: 60

### **Itawamba County**

Courtyards Community Living Center  
907 East Walker Street  
P.O. Box 69  
Fulton, Mississippi 38843  
Phone: 662-862-6140  
Fax: 662-862-6143  
CLC of Fulton, Licensee  
Tammy Martin, Administrator  
Proprietary  
Medicaid/Medicare  
Capacity: 66

The Meadows of Fulton  
1905 South Adams Street  
P.O. Drawer 127  
Fulton, Mississippi 38843  
Phone: 662-862-2165  
Fax: 662-862-2167  
Daniel Health Care, Licensee  
Stacy Seay, Administrator  
Proprietary  
Medicaid/Medicare  
Capacity: 130

### **Jackson County**

Ocean Springs Nursing Center  
1199 Ocean Springs Road  
Ocean Springs, Mississippi 39564  
Phone: 228-875-9363  
Fax: 228-872-4500  
MS HUD Ocean Springs, Licensee  
Roxann Davidson, Administrator  
Proprietary  
Medicaid/Medicare  
Capacity: 115

Plaza Community Living Center  
4403 Hospital Road  
Pascagoula, Mississippi 39581  
Phone: 228-762-8960  
Fax: 228-769-1810  
Community Living Center of  
Pascagoula, Licensee  
Mario Christofides, Administrator  
Proprietary  
Medicaid/Medicare  
Capacity: 120

River Chase Village  
5090 Gautier Vancleave Road  
Gautier, Mississippi 39553  
Phone: 228-522-6700  
Fax: 228-522-3383  
Sentry-Gautier, Licensee  
James N. Payne, Administrator  
Proprietary  
Medicaid/Medicare  
Capacity: 60

Singing River Rehab & Nursing Center  
3401 Main Street  
Moss Point, Mississippi 39563  
Phone: 228-762-7451  
Fax: 228-769-2294  
Mississippi Singing, Licensee  
William S. Trevvett, Administrator  
Proprietary  
Medicaid/Medicare  
Capacity: 160

Sunplex Subacute Center  
6520 Sun Scope Drive  
Ocean Springs, Mississippi 39564  
Phone: 228-875-1177  
Fax: 228-875-1149  
CLC Ocean Springs, LLC, Licensee  
Rhonda Nettles, Administrator  
Proprietary  
Medicare/Medicaid  
Capacity: 73

### **Jasper County**

Jasper County Nursing Home  
15 A South Sixth Street  
Bay Springs, Mississippi 39422  
Phone: 662-764-2101  
Fax: 662-764-2930  
James Knotts, Licensee  
Rebecca J. Ulmer, Administrator  
Public  
Medicaid  
Capacity: 110

### **Jefferson County**

Jefferson County Nursing Home  
910 Main Street  
P.O. Box 1089  
Fayette, Mississippi 39069  
Phone: 601-786-3888  
Fax: 601-786-9400  
Jeanette Travis, Licensee  
Jay Massey, Administrator  
Non-Profit  
Medicaid/Medicare  
Capacity: 60

### **Jefferson Davis County**

Jefferson Davis Community Hospital  
1320 Winfield Street  
P.O. Drawer 1288  
Prentiss, Mississippi 39474  
Phone: 601-792-1172  
Fax: 601-792-1171  
Jeff Davis Hospital, Licensee  
Joyce Fikes, Administrator  
Non-Profit  
Medicaid/Medicare  
Capacity: 60

### **Jones County**

Care Center of Laurel  
935 West Drive  
Laurel, Mississippi 39440  
Phone: 601-649-8006  
Fax: 601-426-6366  
Community Care Center of Laurel,  
Licensee  
Paula Hazel, Administrator  
Proprietary  
Medicaid/Medicare  
Capacity: 120

Comfort Care Nursing Center  
1100 West Drive  
Laurel, Mississippi 39440  
Phone: 601-422-0022  
Fax: 601-428-7138  
South Central Regional Medical  
Center, Licensee  
Heather Gilbert, Administrator  
Public  
Medicaid/Medicare  
Capacity: 126

Jones County Rest Home  
683 County Home Road  
Ellisville, Mississippi 39437  
Phone: 601-477-3334  
Fax: 601-477-2172  
South Central Regional Medical  
Center, Licensee  
Geraldine Scott, Administrator  
Proprietary  
Medicaid/Medicare  
Capacity: 122

Laurelwood Community Living Center  
1036 West Drive  
Laurel, Mississippi 39440  
Phone: 601-425-3191  
Fax: 601-428-3823  
CLC of Laurel, LLC, Licensee  
Rene' B. Read, Administrator  
Proprietary  
Medicaid/Medicare  
Capacity: 60

## **Kemper County**

Mississippi Care Center of DeKalb  
220 Willow Avenue  
P.O. Box 577  
DeKalb, Mississippi 39328  
Phone: 601-743-5888  
Fax: 601-743-4506  
Kemper County Long Term Care,  
Licensee  
Ruby Bolen, Administrator  
Proprietary  
Medicaid/Medicare  
Capacity: 60

## **Lafayette County**

Oxford Health & Rehab Center  
1301 Belk Blvd.  
Oxford, Mississippi 38655  
Phone: 662-234-7821  
Fax: 662-234-9554  
Lafayette Long Term Care, Licensee  
Karen Clayton, Administrator  
Proprietary  
Medicaid/Medicare  
Capacity: 180

Mississippi State Veterans Home  
120 Veterans Drive  
Oxford, Mississippi 38655  
Phone: 662-236-7641  
Fax: 662-236-7863  
Randy Reeves, Licensee  
Amanda S. May, Administrator  
Public  
Non-Profit  
Capacity: 150

## **Lamar County**

Lamar Healthcare & Rehab Center  
6428 Highway 11 South  
Lumberton, Mississippi 39455  
Phone: 601-794-8566  
Fax: 601-794-8859  
Academy Health Center, Licensee  
Patricia B. Lee, Administrator  
Non-Profit  
Medicaid/Medicare  
Capacity: 120

Windham House of Hattiesburg  
37 Hillcrest Drive  
Hattiesburg, Mississippi 39402  
Phone: 601-264-0058  
Fax: 601-264-7329  
Lamar Community Care Center,  
Licensee  
Amanda Kirk, Administrator  
Proprietary  
Capacity: 60

## **Lauderdale County**

Bedford Care Center of Marion  
6434 -A Dale Drive  
P.O. Box 307  
Marion, Mississippi 39342  
Phone: 601-294-3515  
Fax: 601-693-3198  
Bedford Care of Marion, Licensee  
Mary Catherine Bates, Administrator  
Proprietary  
Medicaid/Medicare  
Capacity: 120

James T Champion Nursing Facility  
1455 North Lakeland Drive  
Meridian, Mississippi 39307  
Phone: 601-581-8450  
Fax: 601-581-8489  
Diana S. Mikula, Licensee  
Judd Nance, Administrator  
Public  
Capacity: 105

Golden Living Center Meridian  
4728 Highway 39 North  
Meridian, Mississippi 39301  
Phone: 601-482-8151  
Fax: 601-482-5206  
Beverly Enterprises, Licensee  
Janet Wise, Administrator  
Proprietary  
Medicaid/Medicare  
Capacity: 120

Meridian Community Living Center  
517 33rd Street  
Meridian, Mississippi 39305  
Phone: 601-482-3916  
Fax: 601-484-6770  
CLC of Meridian, Licensee  
James Williams, Administrator  
Proprietary  
Medicaid/Medicare  
Capacity: 58

North Pointe Health & Rehab  
211 Windmill Drive  
Meridian, Mississippi 39305  
Phone: 601-486-2525  
Fax: 601-486-2415  
Meadowbrook HMR, Licensee  
Gail Kimery, Administrator  
Proprietary  
Capacity: 60

Poplar Springs Nursing Center  
6615 Poplar Springs Drive  
Meridian, Mississippi 39305  
Phone: 601-483-5256  
Fax: 601-483-7081  
Poplar Springs Nursing Center, LLC,  
Licensee  
Brentin Ramsey, Administrator  
Proprietary  
Medicare/Medicaid  
Capacity: 91

Queen City Nursing Center  
1201 28th Avenue  
Meridian, Mississippi 39301  
Phone: 601-483-1467  
Fax: 601-483-1483  
Lakeview Health Care, Licensee  
Diane Carpenter, Administrator  
Proprietary  
Medicaid/Medicare  
Capacity: 84

The Oaks Rehabilitation & Healthcare  
Center  
3716 Highway 39 North  
Meridian, Mississippi 39301  
Phone: 601-482-7164  
Fax: 601-482-5305  
Riley Healthcare, Licensee  
Tamelia Busby, Administrator  
Proprietary  
Medicaid/Medicare  
Capacity: 80

Reginald P. White Nursing Facility  
1451 North Lakeland Drive  
P.O. Box 4128, West Station  
Meridian, Mississippi 39307  
Phone: 601-581-8500  
Fax: 601-581-8443  
Diana S. Mikula, Licensee  
Steve Swogetinsky, Administrator  
Public  
Medicaid  
Capacity: 105

### **Lawrence County**

Lawrence County Nursing Center  
700 Jefferson Street  
P.O. Box 398  
Monticello, Mississippi 39654  
Phone: 601-587-2593  
Fax: 601-587-5352  
Monticello Community Care Center,  
Licensee  
Lisa Haskins, Administrator  
Proprietary  
Medicaid/Medicare  
Capacity: 60

### **Leake County**

Golden Living Center Carthage  
1101 East Franklin Street  
Carthage, Mississippi 39051  
Phone: 601-267-4551  
Fax: 601-267-7242  
Beverly Enterprises, Licensee  
Dana Johnson, Administrator  
Proprietary  
Medicaid/Medicare  
Capacity 99

Baptist Medical Center Leake  
310 Ellis Street  
Carthage, Mississippi 39051  
Phone: 601-267-1352  
Fax: 601-267-1358  
Baptist Leake ECF, Licensee  
Debra Ward, Administrator  
Non-Profit  
Medicaid  
Capacity: 44

## Lee County

Cedars Health Center  
2800 West Main Street  
Tupelo, Mississippi 38801  
Phone: 662-844-1441  
Fax: 662-841-8769  
Miss. Methodist Senior Services  
of Tupelo, Licensee  
Jon Stirewalt, Administrator  
Non-profit  
Medicaid/Medicare  
Capacity: 140

Golden Living Center Eason Blvd.  
2273 South Eason Boulevard  
Tupelo, Mississippi 38804  
Phone: 662-842-2461  
Fax: 662-841-2884  
Golden Living Center Eason Blvd,  
Licensee  
Christiana Palmer, Administrator  
Proprietary  
Medicaid/Medicare  
Capacity: 120

North Mississippi Medical Center  
Baldwyn Nursing Facility  
739 4<sup>th</sup> Street South  
Baldwyn, Mississippi 38824  
Phone: 662-365-4091  
Fax: 662-365-4142  
Joe Reppert, Licensee  
Rhonda Saunders, Administrator  
Non-Profit  
Medicaid/Medicare  
Capacity: 107

Tupelo Nursing & Rehab Center  
1901 Briar Ridge Road  
Tupelo, Mississippi 38804  
Phone: 601-844-0675  
Fax: 662-842-6838  
Tupelo Nursing & Rehab Center,  
Licensee  
Margaret Deaton, Administrator  
Proprietary  
Medicaid/Medicare  
Capacity: 120

## Leflore County

Crystal Health & Rehab of Greenwood  
902 Sgt John Pittman Drive  
Greenwood, Mississippi 38930  
Phone: 662-453-9173  
Fax: 662-455-4933  
Crystal Health & Rehab of Greenwood,  
LLC, Licensee  
James Williams, Administrator  
Proprietary  
Medicaid/Medicare  
Capacity: 110

Golden Age Nursing Home  
2901 Highway 82 East  
Greenwood, Mississippi 38930  
Phone: 662-453-6323  
Fax: 662-455-9686  
Golden Age Nursing Home, Licensee  
Nay Reed, Administrator  
Non-profit  
Medicaid/Medicare  
Capacity: 180

Riverview Nursing & Rehabilitation  
Center  
1600 West Claiborne Avenue Extended  
Greenwood, Mississippi 38930  
Phone: 662-453-8140  
Fax: 662-455-3973  
Magnolia Healthcare, Inc., Licensee  
Kelly Mann, Administrator  
Non-Profit  
Medicaid/Medicare  
Capacity: 80

## Lincoln County

Countrybrook Living Center  
525 Brookman Drive  
Brookhaven, Mississippi 39601  
Phone: 601-833-2330  
Fax: 601-835-2358  
SSC Brookhaven Operating Co,  
Licensee  
Stacy Morgan, Administrator  
Proprietary  
Medicaid/Medicare  
Capacity: 121

GoldenLiving Center Brook Manor  
519 Brookman Drive  
Brookhaven, Mississippi 39601  
Phone: 601-833-2881  
Fax: 601-833-2360  
GGNSC Brook Manor, LLC, Licensee  
Stephanie Burton, Administrator  
Proprietary  
Medicaid/Medicare  
Capacity: 58

Haven Hall Healthcare Center  
101 Mill Street  
Brookhaven, Mississippi 39601  
Phone: 601-833-5608  
Fax: 601-833-5285  
Magnolia Health Care, Licensee  
Margie Gurthrie, Administrator  
Non-Profit  
Medicaid/Medicare  
Capacity: 81

Silver Cross Home  
503 Silver Cross Drive  
Brookhaven, Mississippi 39601  
Phone: 601-833-2361  
Fax: 601-833-3115  
Lincoln LTC, Licensee  
Scott Kelly, Administrator  
Proprietary  
Medicaid/Medicare  
Capacity: 60

### **Lowndes County**

Aurora Health & Rehab  
310 Emerald Drive  
Columbus, Mississippi 39702  
Phone: 662-327-8021  
Fax: 662-329-3088  
Aurora Australis, Licensee  
Iraj Alipour, Administrator  
Proprietary  
Medicaid/Medicare  
Capacity: 120

Trinity Healthcare of Columbus  
230 Airline Road  
Columbus, Mississippi 39702  
Phone: 662-327-9404  
Fax: 662-328-1445  
Methodist Senior Services of  
Golden Triangle, Licensee  
Craig Hill, Administrator  
Non-Profit  
Medicaid/Medicare  
Capacity: 60

Vineyard Court Nursing Center  
2002 5th Street North  
Columbus, Mississippi 39705  
Phone: 662-328-1133  
Fax: 662-328-0774  
VCNC, Licensee  
Carrie Whitlow, Administrator  
Proprietary  
Medicaid/Medicare  
Capacity: 60

Windsor Place Nursing and Rehab  
Center  
81 Windsor Blvd.  
Columbus, Mississippi 39702  
Phone: 662-241-5518  
Fax: 662-241-5590  
Windsor Place Nursing & Rehab,  
Licensee  
Ken Phillips, Administrator  
Medicaid/Medicare  
Capacity: 140

### **Madison County**

The Arbor Skilled Nursing Facility  
600 South Pear Orchard Road  
Ridgeland, Mississippi 39157  
Phone: 601-856-2205  
Fax: 601-856-8755  
The Orchard, Licensee  
Diane W. Bates, Administrator  
Proprietary  
Capacity: 60  
Non-participating

Highland Home  
638 Highland Colony Parkway  
Ridgeland, Mississippi 39157  
Phone: 601-853-0415  
Fax: 601-853-0515  
Madison Community Care Center,  
Licensee  
Jennifer Low, Administrator  
Proprietary  
Medicare/Medicaid  
Capacity: 120

Madison County Nursing Home  
1421 A East Peace Street  
P.O. Box 488  
Canton, Mississippi 39046  
Phone: 662-855-5760  
Fax: 662-855-5781  
Madison County Nursing Home,  
Licensee  
Daniel Logan, Administrator  
Public  
Medicaid/Medicare  
Capacity: 95

The Nichols Center  
1308 Highway 51 North  
P.O. Drawer 720  
Madison, Mississippi 39110  
Phone: 601-853-4343  
Fax: 601-853-9691  
The Nicholas Center, Licensee  
Kathy Watkins, Administrator  
Proprietary  
Medicaid/Medicare  
Capacity: 60

St. Catherine's Village-Siena Center  
200 Dominican Drive  
Madison, Mississippi 39110  
Phone: 601-856-0100  
Fax: 601-856-0109  
Claude W. Harbarger, Licensee  
Shelia McGruder-Simpson,  
Administrator  
Non-Profit  
Non-Participating  
Capacity: 120

### **Marion County**

The Grove Nursing Home  
11 Pecan Drive  
Columbia, Mississippi 39429  
Phone: 601-736-4747  
Fax: 601-974-3860  
2<sup>nd</sup> Generation Healthcare, Licensee  
Michael Bradshaw, Administrator  
Proprietary  
Medicaid  
Capacity: 80

The Myrtles Nursing Center  
1018 Alberta Avenue  
Columbia, Mississippi 39429  
Phone: 601-731-1745  
Fax: 601-736-3886  
Columbia Community Care Center,  
Licensee  
Gail Whittington, Administrator  
Proprietary  
Medicaid/Medicare  
Capacity: 98

Song Health & Rehab of Columbia  
1506 North Main Street  
Columbia, Mississippi 39429  
Phone: 601-736-9557  
Fax: 601-736-7523  
Song Health & Rehab of Columbia,  
Licensee  
Tony Hamrick, Administrator  
Proprietary  
Medicaid/Medicare  
Capacity: 119

### **Marshall County**

Trinity Mission Health & Rehab of  
Great Oaks  
111 Chase Street  
Byhalia, Mississippi 38611  
Phone: 662-838-3670  
Fax: 662-838-3740  
Trinity Mission Health & Rehab of  
Great Oaks, Licensee  
Denise Stacks, Administrator  
Proprietary  
Medicaid/Medicare  
Capacity: 60

Trinity Mission Health & Rehab of  
Holly Springs  
1315 Highway 4 East  
Holly Springs, Mississippi 38635  
Phone: 662-252-1141  
Fax: 662-252-4836  
Trinity Mission Health & Rehab,  
Licensee  
Slymece Bennett, Administrator  
Proprietary  
Medicaid/Medicare  
Capacity: 120



## **Monroe County**

Care Center of Aberdeen  
505 Jackson Street  
P.O. Box 211  
Aberdeen, Mississippi 39730  
Phone: 662-369-6431  
Fax: 662-369-6473  
Community Care Center of Aberdeen,  
Ltd, Licensee  
Mark Clay, Administrator  
Proprietary  
Medicaid/Medicare  
Capacity: 120

Golden Living Center - Amory  
1215 Earl Frye Blvd.  
Amory, Mississippi 38821  
Phone: 662-256-9344  
Fax: 662-256-9991  
GGNSC Amory, LLC, Licensee  
Donna Ballard, Administrator  
Proprietary  
Medicaid/Medicare  
Capacity: 152

River Place Nursing Center  
1126 Earl Frye Blvd.  
Amory, Mississippi 38821  
Phone: 662-257-9919  
Fax: 662-257-9530  
River Place Nursing Center,  
Licensee  
John David Seay, Jr., Administrator  
Proprietary  
Capacity: 60

## **Montgomery County**

Winona Manor Health Care  
& Rehab Center  
627 Middleton Road  
Winona, Mississippi 38967  
Phone: 662-283-1260  
Fax: 662-283-3452  
Winona Manor Healthcare, Licensee  
Kathy Bryant, Administrator  
Proprietary  
Medicaid/Medicare  
Capacity: 120

## **Neshoba County**

Choctaw Residential Center  
135 Hospital Circle  
Philadelphia, Mississippi 39350  
Phone: 601-656-2582  
Fax: 601-656-0670  
Mississippi Band of Choctaw  
Indians, Licensee  
Wendy Moran, Administrator  
Proprietary  
Medicaid  
Capacity: 120

Hilltop Manor Health & Rehab Center  
101 Kirkland Street  
Union, Mississippi 39365  
Phone: 601-774-8233  
Fax: 601-774-5177  
Hilltop MS Healthcare Properties,  
Licensee  
Scott Smith, Administrator  
Proprietary  
Medicaid/Medicare  
Capacity: 60

Neshoba County Nursing Home  
1001 Holland Avenue  
P.O. Box 648  
Philadelphia, Mississippi 39350  
Phone: 601-663-1350  
Fax: 601-663-1351  
Oliver Jolly, Licensee  
Robert W. Cole, Administrator  
Public  
Medicaid/Medicare  
Capacity: 160

## **Newton County**

J. G. Alexander Nursing Center  
25112 Highway 15  
Union, Mississippi 39365  
Phone: 601-774-5065  
Fax: 601-774-5535  
Newton County LTC, Licensee  
Stephen Pace, Administrator  
Proprietary  
Medicaid/Medicare  
Capacity: 60

Bedford Care Center of Newton  
1009 South Main Street  
Newton, Mississippi 39345  
Phone: 601-683-6601  
Fax: 601-683-3081  
Bedford Care Center of Newton,  
Licensee  
Charlotte Donald, Administrator  
Proprietary  
Medicaid/Medicare  
Capacity: 120

### **Noxubee County**

Noxubee County Nursing Home  
606 North Jefferson Street  
P.O. Box 480  
Macon, Mississippi 39341  
Phone: 662-726-2097  
Fax: 6620726-9588  
James Gillespie, Licensee  
Elizabeth Smith, Administrator  
Public  
Medicaid  
Capacity: 60

### **Oktibbeha County**

The Carrington Nursing Center  
307 Reed Road  
P.O. Box 908  
Starkville, Mississippi 39759  
Phone: 662-323-2202  
Fax: 662-323-2414  
Carrington LLC, Licensee  
Nikki Williams, Administrator  
Proprietary  
Medicaid/Medicare  
Capacity: 60

Starkville Manor Nursing Home  
1001 Hospital Road  
P.O. Box 1466  
Starkville, Mississippi 39759  
Phone: 662-323-6360  
Fax: 662-323-4413  
Starkville Manor Healthcare,  
Licensee  
Jerry Smith, Administrator  
Proprietary  
Medicaid/Medicare  
Capacity: 119

### **Panola County**

Golden Living Center - Batesville  
154 Woodland Road  
Batesville, Mississippi 38606  
Phone: 662-563-5810  
Fax: 662-563-5815  
GGNSC Batesville Licensee  
Ken Smith, Administrator  
Proprietary  
Medicaid/Medicare  
Capacity: 130

Sardis Community Nursing Home  
613 East Lee Street  
Sardis, Mississippi 38666  
Phone: 662-487-2720  
Fax: 662-487-0040  
Sardis Community Nursing Home, LLC,  
Licensee  
Brenda D. Riley, Administrator  
Proprietary  
Medicaid/Medicare  
Capacity: 60

### **Pearl River County**

Bedford Care Center of Picayune  
2797 Cooper Road  
Picayune, Mississippi 39466  
Phone: 601-799-1616  
Fax: 601-799-0725  
Bedfordcare Center of Picayune,  
Licensee  
Jason Kelly, Administrator  
Proprietary  
Medicaid  
Capacity: 60

Covenant Health & Rehab of Picayune  
1620 Read Road  
Picayune, Mississippi 39466  
Phone: 601-798-1811  
Fax: 601-798-2362  
Covenant Health & Rehab of Picayune,  
LP, Licensee  
Keri Ladner, Administrator  
Proprietary  
Medicaid/Medicare  
Capacity: 120

Pearl River County Nursing Home  
305 West Moody Street  
P.O. Box 392  
Poplarville, Mississippi 39470  
Phone: 601-795-4543  
Fax: 601-795-9863  
Scott Alsobrooks, Licensee  
Steve Vaughan, Administrator  
Public  
Medicaid  
Capacity: 126

### **Perry County**

Perry County Nursing Center  
206 Bay Avenue  
P.O. Box 1620  
Richton, Mississippi 39476  
Phone: 601-788-2490  
Fax: 601-788-2499  
Perry Community Care Center,  
Licensee  
Kenneth Seal, Administrator  
Proprietary  
Medicaid/Medicare  
Capacity: 60

### **Pike County**

Camellia Estates  
1714 White Street  
McComb, Mississippi 39648  
Phone: 601-250-0066  
Fax: 601-250-0640  
Pike Community Care Center, Licensee  
Misty Linden, Administrator  
Proprietary  
Capacity: 30

Courtyard Rehab & Healthcare  
501 South Locust Street  
McComb, Mississippi 39648  
Phone: 601-684-8111  
Fax: 601-250-4951  
McComb Healthcare, Licensee  
Sherri Braddock, Administrator  
Proprietary  
Medicaid/Medicare  
Capacity: 145

McComb Nursing & Rehab Center  
415 Marion Avenue  
McComb, Mississippi, 39648  
Phone: 601-684-8700  
Fax: 601-249-2982  
McComb Nursing & Rehab Center, LLC,  
Licensee  
Rhonda Smith, Administrator  
Proprietary  
Medicaid/Medicare  
Capacity: 140

### **Pontotoc County**

Pontotoc Health & Rehab Center  
278 Eight Street West  
P.O. Box 547  
Pontotoc, Mississippi 38863  
Phone: 662-489-6411  
Fax: 662-489-8498  
Pontotoc LTC, Licensee  
Donna K. Stewart, Administrator  
Proprietary  
Medicaid/Medicare  
Capacity: 60

Pontotoc Nursing Home  
176 South Main Street  
P.O. Box 790  
Pontotoc, Mississippi 38863  
Phone: 662-488-7640  
Fax: 662-488-7675  
Pontotoc Health Services, Licensee  
Donna Wiggins, Administrator  
Non-Profit  
Medicaid/Medicare  
Capacity: 44

Sunshine Rest Home  
1677 Highway 9 North  
Pontotoc, Mississippi 38863  
Phone: 662-489-1189  
Fax: 662-489-6634  
Sunshine Health Care, Licensee  
David Horn, Administrator  
Proprietary  
Medicaid/Medicare  
Capacity: 60

## **Prentiss County**

Landmark Nursing & Rehab Center  
100 Lauren Drive  
Booneville, Mississippi 38829  
Phone: 662-720-0972  
Fax: 662-720-1604  
Travis Childers, Licensee  
Barbara Hester, Administrator  
Proprietary  
Capacity: 80

Longwood Community Living Center  
200 Long Street  
P.O. Box 326  
Booneville, Mississippi 38829  
Phone: 662-728-6234  
Fax: 662-728-6944  
CLC of Booneville, Licensee  
Teresa W. Davis, Administrator  
Proprietary  
Medicaid/Medicare  
Capacity: 64

## **Quitman County**

Quitman County Nursing Home  
350 Getwell Drive  
Marks, Mississippi 38646  
Phone: 662-326-3690  
Fax: 662-326-2717  
Quitman County Nursing Home,  
Licensee  
Ronald Warrington, Administrator  
Proprietary  
Medicaid  
Capacity: 60

## **Rankin County**

Brandon Court Nursing Home  
100 Burhman Road  
Brandon, Mississippi 39042  
Phone: 601-664-2259  
Fax: 601-664-2270  
Rankin Community Care Center,  
Licensee  
Joseph Cokely, Administrator  
Proprietary  
Medicaid/Medicare  
Capacity: 100

Brandon Nursing & Rehab Center  
355 Crossgates Boulevard  
Brandon, Mississippi 39042  
Phone: 601-825-3192  
Fax: 601-825-6398  
Brandon Nursing & Rehab Center,  
Licensee  
Raymond Burgett, Administrator  
Proprietary  
Medicaid/Medicare  
Capacity: 230

Briar Hill Rest Home  
1201 Gunter Road  
Florence, Mississippi 39073  
Phone: 601-939-6371  
Fax: 601-939-6228  
Briar Hill Rest Home, Licensee  
Angela Whittington, Administrator  
Proprietary  
Medicaid/Medicare  
Capacity: 60

Jaquith Nursing Home - Adams Inn  
3550 Highway 468 West  
P.O. Box 207  
Building 31 & 48  
Whitfield, Mississippi 39193  
Phone: 601-351-8081  
Fax: 601-351-8243  
James G. Chastain, Licensee  
Doril Sanders, Administrator  
Public  
Medicaid  
Capacity: 86

Jaquith Nursing Home -Jaquith Inn  
3550 Highway 468 West  
P.O. Box 207  
Building 78 & 69  
Whitfield, Mississippi 39193  
Phone: 601-351-8054  
Fax: 601-351-8243  
James G. Chastain, Licensee  
Bill Bullock, Administrator  
Non-Profit  
Medicaid  
Capacity: 87

Jaquith Nursing Home - Jefferson Inn  
3550 Highway 468 West  
P.O. Box 207  
Building 29 & 33  
Whitfield, Mississippi 39193  
Phone: 601-351-8001  
Fax: 601-351-8243  
James G. Chastain, Licensee &  
Administrator  
Non-Profit  
Medicaid  
Capacity: 86

Jaquith Nursing Home - Madison Inn  
3550 Highway 468 West  
P.O. Box 207  
Building 28 & 34  
Whitfield, Mississippi 39193  
Phone: 601-351-8151  
Fax: 601-351-8243  
James G. Chastain, Licensee  
John Keith Grubbs, Administrator  
Non-Profit  
Medicaid  
Capacity: 85

Jaquith Nursing Home - Monroe Inn  
3550 Highway 468 West  
P.O. Box 207  
Building 40 & 41  
Whitfield, Mississippi 39193  
Phone: 601-351-8275  
Fax: 601-351-8243  
James G. Chastain, Licensee  
Lee Varner, Administrator  
Non-Profit  
Medicaid  
Capacity: 44

Methodist Specialty Care Center  
One Layfair Drive, Suite 500  
Flowood, Mississippi 39232  
Phone: 601-420-7760  
Fax: 601-420-7770  
Miss. Methodist Hospital Rehab  
Center, Licensee  
Larry McNight, Administrator  
Non-Profit  
Medicaid  
Capacity: 60

Wisteria Gardens  
5420 Highway 80 East  
Pearl, Mississippi 39208  
Phone: 601-988-6800  
Fax: 601-988-6801  
Wisteria Gardens, LLC, Licensee  
William David Hill, Administrator  
Proprietary  
Non-participating  
Capacity: 52

### **Scott County**

S. E. Lackey Convalescent Home  
266 First Avenue  
Forest, Mississippi 39074  
Phone: 601-469-3951  
Fax: 601-469-3681  
Joseph S. McNulty, III, Licensee  
Donna G. Riser, Administrator  
Non-Profit  
Non-Participating  
Capacity: 20

Mississippi Care Center of Morton  
96 Old Highway 80 East  
Morton, Mississippi 39117  
Phone: 601-732-6361  
Fax: 601-864-5100  
Scott County Long Term Care,  
Licensee  
Betty J. McCurdy, Administrator  
Proprietary  
Medicaid/Medicare  
Capacity: 120

### **Sharkey County**

Heritage Manor of Rolling Fork  
431 West Race Street  
P.O. Box 279  
Rolling Fork, Mississippi 39159  
Phone: 662-873-6218  
Fax: 662-931-3351  
Rolling Fork Healthcare, Licensee  
Eva H. Pickle, Administrator  
Proprietary  
Medicaid/Medicare  
Capacity: 54

## **Simpson County**

Bedford Care Center of Mendenhall  
925 West Mangum Avenue  
Mendenhall, Mississippi 39114  
Phone: 601-847-1311  
Fax: 601-847-0857  
Bedford Care Center of Mendenhall,  
LLC, Licensee  
Carolyn Davis, Administrator  
Proprietary  
Medicaid/Medicare  
Capacity: 60

Hillcrest Nursing Center  
1401 First Avenue, N.E.  
Magee, Mississippi 39111  
Phone: 601-849-0384  
Fax: 601-849-9327  
Magee Community Care Center,  
Licensee  
Margaret Heggins, Administrator  
Proprietary  
Medicaid/Medicare  
Capacity: 120

## **Smith County**

Mississippi Care Center of Raleigh  
309 Magnolia Drive  
P.O. Box 128  
Raleigh, Mississippi 39153  
Phone: 601-782-4244  
Fax: 601-782-9616  
Smith County LTC, Licensee  
Cleta Mullins, Administrator  
Proprietary  
Medicaid  
Capacity: 121

## **Stone County**

Azalea Gardens Nursing Center  
530 Hall Street  
Wiggins, Mississippi 39577  
Phone: 601-928-5281  
Fax: 601-928-9090  
Avonna Cain, Licensee  
Brandie Morace, Administrator  
Proprietary  
Medicaid/Medicare  
Capacity: 103

Stone County Nursing & Rehab Center  
1436 East Central Avenue  
Wiggins, Mississippi 39577  
Phone: 601-928-1889  
Fax: 601-928-2335  
Stone County Nursing & Rehab  
Center, Licensee  
Dawn Boggess, Administrator  
Proprietary  
Medicaid/Medicare  
Capacity: 59

## **Sunflower County**

Liberty Health & Rehab of Indianola  
401 Highway 82 West  
Indianola, Mississippi 38751  
Phone: 662-887-2682  
Fax: 662-887-3817  
Liberty Health & Rehab, Licensee  
Marion Danna, Administrator  
Proprietary  
Medicaid/Medicare  
Capacity: 75

Ruleville Nursing & Rehab Center  
800 Stansel Drive  
P.O. Box 368  
Ruleville, Mississippi 38771  
Phone: 662-756-4361  
Fax: 662-756-2788  
Ruleville Nursing & Rehab Center,  
Licensee  
Tina Alexander, Administrator  
Proprietary  
Medicaid/Medicare  
Capacity: 111

Walter B. Crook Nursing Facility  
840 North Oak Avenue  
P.O. Box 369  
Ruleville, Mississippi 38771  
Phone: 662-756-1609  
Fax: 662-756-4008  
H.T. Miller, Licensee  
Mary Rose, Administrator  
Public  
Medicaid/Medicare  
Capacity: 60

## **Tallahatchie County**

Tallahatchie General Hospital  
Extended Care Facility  
201 South Market Street  
P.O. Box 230  
Charleston, Mississippi 38921  
Phone: 662-647-5535  
Fax: 662-647-3300  
Tallahatchie General Hospital,  
Licensee  
Bobby Joe Brunson, Jr.,  
Administrator  
Public  
Medicaid  
Capacity: 98

## **Tate County**

Senatobia Convalescent Center  
& Rehab  
402 Getwell Drive  
Senatobia, Mississippi 38668  
Phone: 662-562-5664  
Fax: 662-562-0054  
SCCR, Inc., Licensee  
William K. Smith, Administrator  
Proprietary  
Medicaid/Medicare  
Capacity: 120

## **Tippah County**

Golden Living Center - Ripley  
101 Cunningham Street  
Ripley, Mississippi 38663  
Phone: 662-837-3011  
Fax: 662-837-0230  
GLC - Ripley, Licensee  
Joyce Course, Administrator  
Proprietary  
Medicaid/Medicare  
Capacity: 140

Rest Haven Health & Rehabilitation  
103 Cunningham Drive  
Ripley, Mississippi 38663  
Phone: 662-837-3062  
Fax: 662-837-1395  
Vanguard of Ripley, Licensee  
Alexander Wright, Administrator  
Proprietary  
Medicaid/Medicare  
Capacity: 60

Tippah County Nursing Home  
1005 City Avenue North  
P.O. Box 499  
Ripley, Mississippi 38663  
Phone: 662-837-9221  
Fax: 662-837-2110  
Ray Crawford, Licensee  
Paula Tutor, Administrator  
Non-Profit  
Medicaid/Medicare  
Capacity: 40

## **Tishomingo County**

Tishomingo Community Living Center  
1410 West Quitman Street  
P.O. Box 562  
Iuka, Mississippi 38852  
Phone: 662-423-3422  
Fax: 662-423-5259  
CLC of Iuka, Licensee  
Helena Youngblood, Administrator  
Proprietary  
Medicaid/Medicare  
Capacity: 73

Tishomingo Manor Nursing Home  
230 Khaki Street  
Iuka, Mississippi 38852  
Phone: 662-423-9112  
Fax: 662-423-9121  
Tishomingo Community Care Center,  
Licensee  
Tina Stevens, Administrator  
Proprietary  
Medicaid/Medicare  
Capacity: 105

## **Tunica County**

Tunica County Health & Rehab  
1024 Highway 61 South  
Tunica, Mississippi 38676  
Phone: 662-363-3164  
Fax: 662-363-4191  
Richard Waller, MD, Licensee  
Barbara Lenard, Administrator  
Proprietary  
Medicaid  
Capacity: 60

## Union County

New Albany Health & Rehab Center  
118 South Glenfield Road  
New Albany, Mississippi 38652  
Phone 662-534-9506  
Fax: 662-534-2407  
Union LTC, Licensee  
Joel Timothy McConnell,  
Administrator  
Proprietary  
Medicaid/Medicare  
Capacity: 120

Union County Health & Rehab Center  
1111 Bratton Road  
New Albany, Mississippi 38652  
Phone: 662-539-0502  
Fax: 662-539-0602  
Union County Health & Rehab Ctr,  
Inc., Licensee  
Carolyn Wilson, Administrator  
Proprietary  
Medicare/Medicaid  
Capacity: 60

## Walthall County

Billdora Senior Care  
314 Enoch Street  
Tylertown, Mississippi 39667  
Phone: 601-876-2173  
Fax: 601-876-6776  
Billdora Senior Care, Licensee  
Nick Davis, Administrator  
Proprietary  
Medicaid/Medicare  
Capacity: 77

Golden Living Center - Tylertown  
200 Medical Circle  
P.O. Box 112  
Tylertown, Mississippi 39667  
Phone: 601-876-2107  
Fax: 601-876-5990  
GGNSC Tylertown, Licensee  
Gayle Bullock, Administrator  
Proprietary  
Medicaid/Medicare  
Capacity: 60

## Warren County

Covenant Health & Rehab of  
Vicksburg  
2850 Porters Chapel Road  
Vicksburg, Mississippi 39180  
Phone: 601-638-9211  
Fax: 601-636-4986  
Covenant Health & Rehab of  
Vicksburg, Licensee  
James Rife, Administrator  
Proprietary  
Medicaid/Medicare  
Capacity: 120

Heritage House Nursing Center  
3103 Wisconsin Avenue  
P.O. Box 820485  
Vicksburg, Mississippi 39180  
Phone: 601-638-1514  
Fax: 601-638-8738  
Community Care Center of Vicksburg,  
Licensee  
Joyce Hubbard, Administrator  
Proprietary  
Medicaid/Medicare  
Capacity: 60

Shady Lawn Nursing Home  
60 Shady Lawn Place  
Vicksburg, Mississippi 39180  
Phone: 601-636-1448  
Fax: 601-883-0690  
Shady Lawn Nursing Center, Licensee  
Donny Richards, Administrator  
Proprietary  
Medicaid/Medicare  
Capacity: 100

Vicksburg Convalescent Home  
1708 Cherry Street  
Vicksburg, Mississippi 39180  
Phone: 601-638-3632  
Fax: 601-638-3998  
Vicksburg Convalescent Home,  
Licensee  
Amy U. Brown, Administrator  
Proprietary  
Medicaid/Medicare  
Capacity: 100



## Washington County

Arbor Walk Healthcare Center  
570 North Solomon Street  
Greenville, Mississippi 38701  
Phone: 662-335-5863  
Fax: 662-335-5874  
Magnolia Healthcare, Inc, Licensee  
Glynn Standifer, Administrator  
Non-profit  
Medicaid/Medicare  
Capacity: 60

Legacy Manor Nursing & Rehab Center  
1935 North Theobald Street Extended  
Greenville, Mississippi 38703  
Phone: 662-334-4501  
Fax: 662-335-4989  
American Legacy Properties, Licensee  
Joy Lehman, Administrator  
Proprietary  
Medicaid/Medicare  
Capacity: 60

Mississippi Care Center of  
Greenville  
1221 East Union Street  
Greenville, Mississippi 38703  
Phone: 662-335-5811  
Fax: 662-332-2551  
Washington County LTC, Inc.,  
Licensee  
Tessa Cooper, Administrator  
Proprietary  
Medicaid/Medicare  
Capacity: 116

River Heights Healthcare Center  
402 Arnold Avenue  
Greenville, Mississippi 38701  
Phone: 662-332-0318  
Fax: 662-335-7892  
Magnolia Healthcare, Licensee  
Stephanie Showers, Administrator  
Non-Profit  
Medicaid/Medicare  
Capacity: 60

Washington Care Center  
1920 Lisa Drive Ext.  
Greenville, Mississippi 38703  
Phone: 662-335-2897  
Fax: 662-335-2130  
Mid Delta Properties, Licensee  
Diane Kelly, Administrator  
Proprietary  
Capacity: 60

## Wayne County

Pine View Health Care Center  
1304 Walnut Street  
Waynesboro, Mississippi 39367  
Phone: 601-735-9025  
Fax: 601-735-0813  
MS HUD Pine View, Licensee  
Joan B. Stanford, Administrator  
Proprietary  
Medicaid/Medicare  
Capacity: 90

## Webster County

Golden Living Center - Eupora  
156 E Walnut Avenue  
Eupora, Mississippi 39744  
Phone: 662-258-8293  
Fax: 662-258-2345  
GGNSC Eupora, Licensee  
Gerald Gary, Administrator  
Proprietary  
Medicaid/Medicare  
Capacity: 119

Webster Health Services  
70 Medical Plaza  
Eupora, Mississippi 39744  
Phone: 662-258-6221  
Fax: 662-258-9291  
Shane Spees, Licensee  
Robin Mixon, Administrator  
Non-Profit  
Medicaid  
Capacity: 36

## Wilkinson County

Wilkinson County Senior Care  
116 South Lafayette Street  
P.O. Box 310  
Centreville, Mississippi 39631  
Phone: 601-645-5253  
Fax: 601-645-6389  
Winston County Nursing Center, LLC,  
Licensee  
Beverly Donaldson, Administrator  
Proprietary  
Medicaid/Medicare  
Capacity: 90

## **Winston County**

Louisville Healthcare  
543 East Main Street  
P.O. Box 542  
Louisville, Mississippi 39339  
Phone: 662-773-8047  
Fax: 662-773-2530  
Louisville Healthcare, LLC, Licensee  
Jeremy Cummins, Administrator  
Proprietary  
Medicaid/Medicare  
Capacity: 60

Winston County Nursing Home  
562 East Main Street  
Louisville, Mississippi 39339  
Phone: 662-773-6211  
Fax: 662-446-1153  
Will Hill, Licensee  
Lacey J. Vowell, Administrator  
Non-profit  
Medicaid/Medicare  
Capacity: 74

## **Yalobusha County**

Yalobusha County Nursing Home  
630 South Main Street  
P.O. Box 728  
Water Valley, Mississippi 38965  
Phone: 662-473-1411  
Fax: 662-473-4922  
Gene Standridge, Licensee  
Terry Varner, Administrator  
Public  
Medicaid  
Capacity: 122

## **Yazoo County**

Martha Coker Green Houses  
2041 Grand Avenue  
Yazoo City, Mississippi 39194  
Phone: 662-746-4621  
Fax: 662-746-5709  
Martha Coker Green House Homes,  
Licensee  
Julie M. Hoffman, Administrator  
Non-Profit  
Non-Participating  
Capacity: 60

Oasis Health & Rehab of Yazoo City  
925 Calhoun Avenue  
Yazoo City, Mississippi 39194  
Phone: 662-746-7770  
Fax: 662-746-4185  
Oasis Health & Rehab of Yazoo City,  
Licensee  
Walter Mack Gorton, Jr.,  
Administrator  
Proprietary  
Medicaid/Medicare  
Capacity: 180

## Licensed ICF-IIDs

### Coahoma County

Delta Manor ICF-IID  
701 Highway 322 West  
Clarksdale, Mississippi 38614  
Phone: 662-627-2212  
Fax: 662-627-1727  
Thomas D. Scott, Licensee  
Ginger Stringer, Administrator  
Proprietary  
Medicaid  
Capacity: 132

### Harrison County

South Mississippi Regional Center  
1170 West Railroad Street  
Long Beach, Mississippi 39560  
Phone: 228-868-2923  
Fax: 228-865-9364  
Diana S. Mikula, Licensee  
Lori Brown, Administrator  
Public  
Medicaid  
Capacity: 240

### Jones County

Paul D. Cotton ICF-IID  
Ellisville State School  
1101 Highway 11 South  
Ellisville, Mississippi 39437  
Phone: 601-477-9384  
Fax: 601-477-5694  
Diana S. Mikula, Licensee  
Cindy Cooley, Administrator  
Public  
Medicaid  
Capacity: 94

Hillside ICF-IID  
Ellisville State School  
1101 Highway 11 South  
Ellisville, Mississippi 39437  
Phone: 601-477-9384  
Fax: 601-477-5694  
Diana S. Mikula, Licensee  
Eric Caples, Administrator  
Public  
Medicaid  
Capacity: 95

Pecan Grove ICF-IID  
Ellisville State School  
1101 Highway 11 South  
Ellisville, Mississippi 39437  
Phone: 601-477-9384  
Fax: 601-477-5694  
Diana S. Mikula, Licensee  
Amy Smith, Administrator  
Public  
Medicaid  
Capacity: 228

### Lafayette County

Woodlane ICF-IID  
North Mississippi Regional Center  
967 Regional Center Drive  
Oxford, Mississippi 38655  
Phone: 662-234-1476  
Fax: 662-234-1699  
Diana S. Mikula, Licensee  
Kevin Howell, Administrator  
Public  
Medicaid  
Capacity: 485

### Lincoln County

Lincoln Residential Center  
524 Brookman Drive  
Brookhaven, Mississippi 39601  
Phone: 601-835-1884  
Fax: 601-833-0430  
Thomas Scott, Licensee  
Charlyn Beeson, Administrator  
Proprietary  
Medicaid  
Capacity: 140

Mississippi Adolescent Center  
760 Brookman Dr. Ext  
Brookhaven, Mississippi 39601  
Phone: 601-823-5700  
Fax: 601-823-5769  
Diana S. Mikula, Licensee  
William Gates, Administrator  
Public  
Medicaid  
Capacity: 32

## **Madison County**

Canton Manor  
1145 East Tisdale Avenue  
Canton, Mississippi 39046  
Phone: 601-859-6712  
Fax: 601-859-2355  
Thomas D. Scott, Licensee  
Teresa Mitchell, Administrator  
Proprietary  
Medicaid  
Capacity: 132

Son Valley  
461 Goodloe Road  
Canton, Mississippi 39046  
Phone: 601-859-2100  
Fax: 601-859-2105  
Baptist Homes, Licensee  
William F. McCormack, Administrator  
Non-Profit  
Medicaid  
Capacity: 20

## **Oktibbeha County**

Rolling Hills Development Center  
200 Womack Road  
Starkville, Mississippi 39759  
Phone: 662-323-9183  
Fax: 662-323-1089  
Thomas D. Scott, Licensee  
Patrick Parker, Administrator  
Proprietary  
Medicaid  
Capacity: 140

## **Rankin County**

Hudspeth Regional Center  
Highway 475 South  
P.O. Box 127-B  
Whitfield, Mississippi 39193  
Phone: 601-664-6000  
Fax: 601-664-6304  
Diana S. Mikula, Licensee  
Michael E. Harris, Administrator  
Public  
Medicaid  
Capacity: 415

## **Simpson County**

Millcreek, ICF-IID  
900 First Avenue, Northeast  
Magee, Mississippi 39111  
Phone: 601-849-4221  
Fax: 601-849-5646  
Rehabilitation Centers, Licensee  
Margaret F. Stept, Administrator  
Proprietary  
Medicaid  
Capacity: 125

W. L. Jaquith ICF-IID  
Boswell Regional Center  
1049 Highway 149  
P.O. Box 128  
Magee, Mississippi 39111  
Phone: 601-867-5000  
Fax: 601-867-5280  
Diana S. Mikula, Licensee  
Cindy Womack, Administrator  
Public  
Medicaid  
Capacity: 153

## Licensed Psychiatric Residential Facilities

### DeSoto County

Parkwood Behavioral Health System  
8135 Goodman Road  
Olive Branch, Mississippi 38654  
Phone: 662-895-4900  
Fax: 662-895-4403  
Coleby Wright, Licensee  
& Administrator  
Proprietary  
Medicaid  
Capacity: 40

### Harrison County

CARES Gulf Coast  
28281 Road  
Saucier, Mississippi 39574  
Phone: 228-701-0213  
Richard C. Bradley, III, Licensee  
Janie Bell, Administrator  
Proprietary  
Capacity: 20

Specialized Treatment Facility  
14426 James Bond Road  
Gulfport, Mississippi 39503  
Phone: 228-328-6000  
Fax: 228-328-6035  
Anastasia G. Miller, Licensee &  
Administrator  
Public  
Capacity: 48

### Hinds County

CARES Center  
402 Wesley Avenue  
Jackson, Mississippi 39202  
Phone: 601-352-7784  
Fax: 601-355-3703  
Richard Bradley, III, Licensee  
Caitlin Mudd, Administrator  
Non-profit  
Capacity: 60

### Lauderdale County

The Crossings  
5000 Highway 39 North  
Meridian, Mississippi 39301  
Phone: 601-483-5452  
Fax: 601-581-9944  
Alliance Health Center, Licensee  
Stacy Rae Andreadchio, Administrator  
Public  
Capacity: 60

### Pontotoc County

Millcreek of Pontotoc  
1814 Highway 15 North  
Pontotoc, Mississippi 38863  
Phone: 662-488-8878  
Fax: 662-488-8767  
Rehab Centers, Licensee  
Ed Hood, Administrator  
Proprietary  
Medicaid  
Capacity: 51

### Simpson County

Millcreek Psychiatric Residential  
Treatment Facility  
900 First Avenue, Northeast  
P.O. Box 1160  
Magee, Mississippi 39111  
Phone: 601-849-4221  
Fax: 601-849-5646  
Rehab Centers, Licensee  
Margaret F. Stept, Administrator  
Proprietary  
Medicaid  
Capacity: 57

### Winston County

Diamond Grove Center  
2311 Highway 15 South  
P.O. Box 848  
Louisville, Mississippi 39339  
Phone: 601-779-0119  
Fax: 601-779-0126  
Diamond Grove Center, Licensee  
Patrick R. Swoopes, Administrator  
Proprietary  
Capacity: 30

## Licensed Personal Care Homes

### Adams County

Magnolia Village  
311 Highland Boulevard  
Natchez, Mississippi 39120  
Phone: 601-446-5097  
Fax: 601-442-5930  
Sentry -Natchez, Licensee  
Lisa Welch, Administrator  
Proprietary  
Capacity: 46

### Alcorn County

Country Cottage Assisted Living  
3002 North Polk Street  
Corinth, Mississippi 38834  
Phone: 662-287-7811  
Fax: 662-287-7765  
Wade C. White, Licensee  
Dawn Owens, Administrator  
Proprietary  
Capacity: 29

Dogwood of Corinth  
1101 Levee Road  
Corinth, Mississippi 38834  
Phone: 662-286-7021  
Fax: 662-286-7074  
HSL Holdings, Licensee  
Louanna Montgomery, Administrator  
Proprietary  
Capacity: 40

### Attala County

Atwood Personal Care Home  
328 Goodman Street  
Kosciusko, Mississippi 39090  
Phone: 662-289-2547  
Fax: 662-289-3334  
Debra F. Atwood, Licensee  
& Administrator  
Proprietary  
Capacity: 30

### Bolivar County

Cleveland Personal Care Community  
800 Third Street  
Cleveland, Mississippi 38732  
Phone: 662-846-6160  
Fax: 662-846-6164  
Cleveland Personal Care Home  
Residential Living, Licensee  
Madison Harris, Administrator  
Proprietary  
Capacity: 85  
Assisted Living

Indywood Estate Personal Care Home  
218 Ronaldman Road  
Cleveland, Mississippi 38732  
Phone: 662-843-7885  
Fax: 662-843-7985  
Indywood Estate, Licensee  
Sharon Harvey, Administrator  
Proprietary  
Capacity: 39

Lawson Personal Care Home  
407 Old Highway 61  
Shaw, Mississippi 38773  
Phone: 662-754-3278  
Helen F. Lawson, Licensee &  
Administrator  
Proprietary  
Capacity: 13

### Calhoun County

Bruce Community Living Center  
176 Highway 9 North  
P.O. Box 1280  
Bruce, Mississippi 38915  
Phone: 662-412-5100  
Fax: 662-412-5122  
CLC of Bruce, Licensee  
Chris Weaver, Administrator  
Proprietary  
Capacity: 20  
Assisted Living

## **Chickasaw County**

FernBrooke Personal Care Home  
127 Country Road 31  
Houston, Mississippi 38851  
Phone: 662-456-9400  
Jim Alexander, Licensee  
& Administrator  
Proprietary  
Capacity: 18

## **Choctaw County**

Brooklyn Hall Personal Care Home  
23283 Highway 15 South  
Mathiston, Mississippi 39752  
Phone: 662-263-8001  
Fax: 662-263-8002  
Lynn McClelland, Licensee  
& Administrator  
Proprietary  
Capacity: 14

## **Claiborne County**

Paradise Personal Care Home  
20114 Highway 18  
Hermanville, Mississippi 39086  
Phone: 601-535-2495  
Gloria Jean Shoulders, Licensee &  
Administrator  
Non-profit  
Capacity: 5

## **Clarke County**

Rest Haven  
686 CR 370  
Enterprise, Mississippi 39330  
Phone: 601-670-5502  
Fax: 601-840-6076  
Melvin Moncrief, Licensee  
& Administrator  
Non-profit  
Capacity: 15

Wisteria Manor Personal Care Home  
421 CR 280  
Shubuta, Mississippi 39360  
Phone: 601-776-0426  
Fax: 601-776-6901  
Rosemary H. Gipson, Licensee &  
Administrator  
Proprietary  
Capacity: 30

## **Clay County**

Heavenly Angels  
1031 East Broad Avenue  
West Point, Mississippi 39773  
Phone: 662-295-3257  
Fax: 662-391-2151  
Angela Walker, Licensee  
& Administrator  
Proprietary  
Capacity: 7

Waverly Care Home  
315 West Broad Street  
P.O. Box 797  
West Point, Mississippi 39773  
Phone: 662-494-0074  
Fax: 662-494-7189  
Robin B. Foster, Licensee &  
Administrator  
Proprietary  
Capacity: 21

## **Coahoma County**

Flowers Manor Personal Care  
1251 Lee Drive  
Clarksdale, Mississippi 38614  
Phone: 662-627-2222  
Fax: 662-627-1703  
Methodist Senior Services,  
Licensee  
Mary Wilkinson, Administrator  
Non-profit  
Capacity: 36

## **Covington County**

Covington Ridge  
100 Covington Ridge Place #30  
Collins, Mississippi 39428  
Phone: 601-765-1100  
Fax: 601-765-6133  
Kevin Cooksey, Licensee  
Melinda Lott, Administrator  
Proprietary  
Capacity: 36

## **DeSoto County**

Affordable Senior Care  
9080 Lacy Drive  
Southaven, Mississippi 38671  
Phone: 662-253-8905  
Sonal Bhakta Patel, Licensee  
Donna Taylor, Administrator  
Proprietary  
Capacity: 15

Hermitage Gardens of Southaven  
108 Clarington Drive  
Southaven, Mississippi 38671  
Phone: 662-349-9043  
Fax: 662-349-7053  
Five Star Quality Care, Licensee  
Laura Hicks, Administrator  
Proprietary  
Capacity: 65  
Assisted Living/Alzheimer's

Life Point Village Assisted Living  
2782 Starlanding Road East  
Southaven, Mississippi 38672  
Phone: 662-429-7672  
Fax: 662-429-1647  
SCW Southaven, Licensee  
Rebecca Kellick, Administrator  
Proprietary  
Capacity: 101

Olive Grove Terrace  
9684 Goodman Road  
Olive Branch, Mississippi 38654  
Phone: 662-895-7609  
Fax: 662-895-3501  
Olive Branch Residential, Licensee  
Donna Noe, Administrator  
Proprietary  
Capacity: 94

Silvercreek Retirement Community  
6630 Crumpler Blvd  
Olive Branch, Mississippi 38654  
Phone: 662-895-8952  
Fax: 662-895-8966  
Silvercreek Retirement Community,  
Licensee  
Leslie Sawyer, Administrator  
Proprietary  
Capacity: 118

Wesley Meadows Personal Care  
1325 McIngvale Road  
P.O. Box 487  
Hernando, Mississippi 38632  
Phone: 662-429-2070  
Fax: 662-429-2496  
United Methodist Senior Services of  
DeSoto, Licensee  
Marsha Brasher, Administrator  
Non-Profit  
Capacity: 101  
Assisted Living

## **Forrest County**

Brookdale Hattiesburg I  
103 Fox Chase Drive  
Hattiesburg, Mississippi 39402  
Phone: 601-271-2177  
Fax: 601-271-2411  
Emeritus Corp, Licensee  
Michelle Archer, Administrator  
Proprietary  
Capacity: 90  
Assisted Living

The Claiborne at Hattiesburg  
200 Whispering Pines Blvd  
Hattiesburg, Mississippi 39401  
Phone: 601-909-2385  
Fax: 601-602-6677  
Whispering Pines, Licensee  
Leighton Jones, Administrator  
Proprietary  
Capacity: 72  
Assisted Living

Country Comfort Personal Care Home  
330 Pop Runnels Road  
Petal, Mississippi 39465  
Phone: 601-545-7603  
Fax: 601-583-4412  
Jo Ann Rushing, Licensee &  
Administrator  
Proprietary  
Capacity: 15

Falcon Crest Personal Care Home  
4 Falcon Lane  
Hattiesburg, Mississippi 39401  
Phone: 601-336-4590  
Fax: 601-336-4598  
Thomas Oswald, Sr, Licensee  
& Administrator  
Proprietary  
Capacity: 15  
Assisted Living

## **George County**

Amelia's Garden  
145 Mill Street Ext.  
Lucedale, Mississippi 39452  
Phone: 601-508-2493  
Audrey Smith, RN, Licensee &  
Administrator  
Proprietary  
Capacity: 15



Eva's Place  
258 Vestry Road  
Perkinston, Mississippi 39573  
Phone: 61-945-5053  
Fax: 601-945-5054  
Haidee Sheffield, Licensee  
Katrina McGill, Administrator  
Proprietary  
Capacity: 25

Smith Manor  
15255 Highway 613  
Lucedale, Mississippi 39452  
Phone: 601-947-7796  
Fax: 601-947-7228  
Amy Bounds, Licensee & Administrator  
Proprietary  
Capacity: 15

Sparrow Hills  
4285 Beaver Dam Road  
Lucedale, Mississippi 39452  
Phone: 601-766-9106  
Fax: 601-766-0462  
Nancy Hilburn, RN, Licensee  
Todd Tanner, Administrator  
Proprietary  
Capacity: 26

### **Grenada County**

Graceland of Grenada  
1855 Hill Drive  
Grenada, Mississippi 38901  
Phone: 662-226-8556  
Fax: 662-229-0556  
Providence PCC of Grenada, Licensee  
Debbie Mitchell, Administrator  
Proprietary  
Capacity: 63

### **Hancock County**

Dunbar Village Courtyard  
725 Dunbar Avenue  
Bay St Louis, Mississippi 39520  
Phone: 228-466-3099  
Fax: 228-466-3994  
Dunbar Village Courtyard, Licensee  
Amy Lee Ivey, Administrator  
Proprietary  
Capacity: 10  
Assisted Living

EZ Living Residential Services  
16076 Fire Dept Road  
Kiln, Mississippi 39556  
Phone: 228-255-2592  
Fax: 228-586-2307  
Michael Henley, Licensee  
Loretta Necaie, Administrator  
Proprietary  
Capacity: 20

Woodland Village Nursing Center  
Personal Care Home  
5427 Gex Road  
Diamondhead, Mississippi 39525  
Phone: 228-255-4832  
Fax: 228-255-4833  
Woodland Village Nursing Center,  
Licensee  
Holly Ford, Administrator  
Proprietary  
Capacity: 2  
Assisted Living

### **Harrison County**

Chapman Oaks  
210 Roberts Street  
Long Beach, Mississippi 39560  
Phone: 228-868-7199  
Fax: 228-868-9769  
Chapman Oaks, Licensee  
Brenda Chapman, Administrator  
Proprietary  
Capacity: 15

Brookdale Senior Living Biloxi  
2120 Enterprise Drive  
Biloxi, Mississippi 39531  
Phone: 228-388-0946  
Fax: 228-388-8951  
Emeritus Corp, Licensee  
Sandra R. Fairley, Administrator  
Proprietary  
Capacity: 105  
Assisted Living

Lakeview Nursing Center  
16411 Robinson Road  
Gulfport, Mississippi 39503  
Phone: 228-831-3001  
Fax: 228-831-0408  
Brian Cain, Licensee  
Crisper Stanford, Administrator  
Proprietary  
Capacity: 10

Lemoyne Place Assisted Living  
14306 Lemoyne Blvd  
Biloxi, Mississippi 39532  
Phone: 228-396-1998  
Fax: 228-396-2907  
Seniors on the Go, Licensee  
Melinda Smith, Administrator  
Proprietary  
Capacity: 48

One Magnolia Place  
16391 Robinson Road  
Gulfport, Mississippi 39503  
Phone: 228-832-8400  
Fax: 228-832-9493  
Brian K. Cain, Licensee  
Lisa H. Robinson, Administrator  
Proprietary  
Capacity: 60  
Assisted Living

Bay Cove  
680 Bay Cove Drive  
Biloxi, Mississippi 39532  
Phone: 228-702-0142  
Fax: 228-702-0145  
Lori Stewart, Licensee  
Nancy McAllister, Administrator  
Proprietary  
Capacity: 142  
Assisted Living

Seashore Oaks Assisted Living  
1450 B Beach Blvd  
Biloxi, Mississippi 39530  
Phone: 228-207-5225  
Fax: 228-207-0349  
Seashore Oaks Assisted Living,  
Licensee  
Shannon Spooner, Administrator  
Proprietary  
Capacity: 42

Serenity Springs Personal Care Home  
9405 Tucker Road  
Biloxi, Mississippi 39530  
Phone: 228-872-3373  
Natasha Barkley, Licensee  
& Administrator  
Proprietary  
Capacity: 8

The Cove at Seashore Highlands  
12170 Highland Way  
Gulfport, Mississippi 39503  
Phone: 228-831-7000  
Fax: 228-831-7099  
Seashore Campgrounds Retirement  
Home, Licensee  
Beth Joachim, Administrator  
Non-profit  
Capacity: 75

## **Hinds County**

Alpha & Omega Personal Care Home  
131 South Prentiss Street  
Jackson, Mississippi 39203  
Phone: 601-354-0783  
Arthur Brown, Licensee &  
Administrator  
Non-Profit  
Capacity: 13

Autumn Light Personal Care Home  
1458 Moncure Marble Road  
Terry, Mississippi 39170  
Phone: 601-878-9684  
Jerome Talbert, Licensee  
& Administrator  
Proprietary  
Capacity: 23

Brookdale Clinton  
501 East Northside Drive  
Clinton, Mississippi 39056  
Phone: 601-926-1224  
Fax: 601-926-1196  
Emeritus Corp, Licensee  
Clifton Reese Daniels, Administrator  
Proprietary  
Capacity: 108

Eldercare Personal Care Home  
232 Moss Avenue  
Jackson, Mississippi 39209  
Phone: 601-969-2273  
Donyale Robbins, Licensee &  
Administrator  
Non-Profit  
Capacity: 11

Erie Street Personal Care Home  
606 Erie Street  
Jackson, Mississippi 39203  
Phone: 601-354-9186  
Teresa Warner, Licensee  
Tommy Warner, Administrator  
Non-Profit  
Capacity: 11

Fondren Cove Assisted Living  
4500 North State Street  
Jackson, Mississippi 39206  
Phone: 601-987-5583  
Fax: 769-572-5714  
Fondren Cove Assisted Living,  
Licensee  
Cammie E. Kitchens, Administrator  
Non-profit  
Capacity: 18

Harmony Court Assisted Living  
5411 I-55 North  
Jackson, Mississippi 39206  
Phone: 769-51-2098  
Kevin T. Wright, Licensee  
Angelia L. Wright, Administrator  
Proprietary  
Capacity: 105

House of Faith  
1160 McLean Street  
Jackson, Mississippi 39209  
Phone: 601-720-6692  
Fax: 484-401-3257  
Faith Hadley, Licensee &  
Administrator  
Proprietary  
Capacity: 15

Love & Gracious Personal Care Home  
1625 Westhaven Blvd.  
Jackson, Mississippi 39209  
Phone: 601-487-8875  
Fax: 601-708-4016  
Dora Hair-Jones, Licensee  
Kenya R. McMullin, Administrator  
Proprietary  
Capacity: 11

McAllister's Personal Care Home  
425 Earle Street  
Jackson, Mississippi 39203  
Phone: 601-354-2171  
Arthur Brown, Licensee &  
Administrator  
Non-Profit  
Capacity: 11

Mississippi Cares Residential Home  
432 Clifton Street  
Jackson, Mississippi 39203  
Phone: 601-948-8923  
Alisa Q. Brown, Licensee  
Robin Wood, Administrator  
Proprietary  
Capacity: 24

North Grove Assisted Living  
641 Flag Chapel Road  
Jackson, Mississippi 39209  
Phone: 601-922-2008  
Fax: 601-922-2718  
Freddie L. Davis, Licensee  
Audrey B. Wiley, Administrator  
Non-Profit  
Capacity: 34

Open Arms Personal Care Home  
539 Claiborne Avenue  
Jackson, Mississippi 39209  
Phone: 601-715-9911  
Open Arms PCH, Licensee  
Bettie Robinson, Administrator  
Proprietary  
Capacity: 6

Paradise Cove Personal Care Home  
1874 Longwood Drive  
Jackson, Mississippi 39212  
Phone: 769-251-5207  
Fax: 769-257-5219  
Paradise Cove, Licensee  
Steven Cline, Administrator  
Proprietary  
Capacity: 6

Parker's Personal Care Home  
532 Earle Street  
Jackson, Mississippi 39203  
Phone: 601-355-2030  
Ruby T. Parker, Licensee &  
Administrator  
Proprietary  
Capacity: 16

Riggs Manor Retirement Community  
2300 Seven Springs Road  
Raymond, Mississippi 39154  
Phone: 601-857-5011  
Fax: 601-857-8131  
United Methodist Senior Services,  
Licensee  
Kristi Eldridge, Administrator  
Non-Profit  
Capacity: 94  
Assisted Living

St. David's Personal Care Home  
714 Rose Street  
Jackson, Mississippi 39212  
Phone: 601-354-0690  
Fax: 601-354-0695  
Joyce Morgan, Licensee &  
Administrator  
Proprietary  
Capacity: 8

Shanell's Assisted Living  
4022 California Avenue  
Jackson, Mississippi 39213  
Phone: 601-362-4549  
Carnell Kitchens, Licensee &  
Administrator  
Proprietary  
Capacity: 15

Silas Personal Care Home  
532 Burns Street  
Jackson, Mississippi 39203  
Phone: 601-960-7426  
Robert Silas, Licensee  
Glenda A. Dillon, Administrator  
Proprietary  
Capacity: 16

Sincere Home Care  
5911 Holmes Court  
Jackson, Mississippi 39212  
Phone: 601-321-9653  
Deborah D. Wright, Licensee &  
Administrator  
Proprietary  
Capacity: 14

Utopia Assisted Living  
3811 W Northside  
Jackson, Mississippi 39209  
Phone: 601-209-7990  
Fax: 601-366-5949  
Patricia Magee, Licensee  
& Administrator  
Non-profit  
Capacity: 20

### **Holmes County**

Miss Bernice's House  
50 Patton Place  
Lexington, Mississippi 39095  
Phone: 662-834-3344  
Fax: 662-834-3314  
Zelpha M. Whatley, Licensee &  
Administrator  
Non-Profit  
Capacity: 18

### **Itawamba County**

Charleston Place  
804 South Adams Street  
P.O. Drawer 127  
Fulton, Mississippi 38843  
Phone: 662-862-2465  
Fax: 662-862-5170  
James C. Holland, Licensee  
Lori D. Hughes, Administrator  
Proprietary  
Capacity: 44

Countrywood Manor  
145 Watson Drive  
Mantachie, Mississippi 38855  
Phone: 662-282-7808  
Fax: 662-282-7738  
Ken Long, Licensee  
Dawn Baker, Administrator  
Proprietary  
Capacity: 78  
Assisted Living

Dogwood of Fulton  
201 West Pierce Town Road  
Fulton, Mississippi 38843  
Phone: 662-862-6120  
Fax: 662-862-6146  
HSL Holdings, Licensee  
Courtney Gasaway, Administrator  
Proprietary  
Capacity: 36

Phillips Personal Care Home  
1207 Sandlin Road  
Fulton, Mississippi 38843  
Phone: 662-862-2665  
Dwight Phillips, Licensee  
Edna Phillips, Administrator  
Proprietary  
Capacity: 14

### **Jackson County**

The Gardens  
1260 Ocean Springs Road  
Ocean Springs, Mississippi 39564  
Phone: 228-818-0650  
Fax: 228-818-4856  
NIC 18 Gardens Leasing, Licensee  
Jody Stoddard, Administrator  
Proprietary  
Capacity: 72

### **Jasper County**

Summerland Manor  
12 Summerland Road  
Bay Springs, Mississippi 39422  
Phone: 601-794-2130  
Fax: 601-764-3121  
James Knotts, Licensee  
Clinton Eaves, Administrator  
Public  
Capacity: 48

### **Jones County**

ComfortCare Assisted Living Facility  
1100 West Drive  
Laurel, Mississippi 39440  
Phone: 601-422-0022  
Fax: 601-428-7138  
South Central Regional Med Ctr,  
Licensee  
Heather Gilbert, Administrator  
Public  
Capacity: 12

Cottonwood Manor  
3147 Old Amy Road  
Laurel, Mississippi 39443  
Phone: 601-425-0095  
Fax: 601-425-9902  
Robert Hall, Licensee &  
Administrator  
Proprietary  
Capacity: 24

Extra Care  
354 Trace Road  
Laurel, Mississippi 39440  
Phone: 601-425-5599  
Fax: 601-425-6616  
Yvonne J. Clark, Licensee  
Amanda Whigham, Administrator  
Proprietary  
Capacity: 10

Lynnwood Senior Care  
12 Victory Road  
Laurel, Mississippi 39443  
Phone: 601-425-1059  
Fax: 601-425-5311  
Nila Conn, Licensee & Administrator  
Proprietary  
Capacity: 14

Magnolia Gardens Assisted Living of  
Ellisville  
303 East Ivy Street  
Ellisville, Mississippi 39437  
Phone: 601-477-9041  
Fax: 601-477-9004  
Deborah Darlene Steverson, Licensee  
& Administrator  
Proprietary  
Capacity: 20

Magnolia Gardens Assisted Living of  
Laurel  
945 West Drive  
Laurel, Mississippi 39440  
Phone: 601-428-4685  
Deborah Darlene Steverson, Licensee  
Barbara N. Belk, Administrator  
Proprietary  
Capacity: 56

Northview Villa Personal Care  
625 Northview Drive  
Laurel, Mississippi 39440  
Phone: 601-426-6488  
Fax: 601-426-2644  
Barbara R. Hancock, Licensee  
& Administrator  
Proprietary  
Capacity: 54

## **Lafayette County**

The Blake at Oxford  
110 Ed Perry Blvd  
Oxford, Mississippi 38655  
Phone: 662-234-5050  
Fax: 662-234-8152  
The Blake at Oxford, Licensee  
James L. McArthur, Administrator  
Proprietary  
Capacity: 115  
Assisted Living

Brookdale at Oxford  
100 Azalea Drive  
Oxford, Mississippi 38655  
Phone: 662-234-9600  
Fax: 662-234-9670  
Emeritus Corp, Licensee  
Sandra Enfinger, Administrator  
Proprietary  
Capacity: 90

Hermitage Gardens of Oxford  
1488 Belk Blvd.  
Oxford, Mississippi 38655  
Phone: 662-234-8244  
Fax: 662-236-3043  
Five Star Quality Care-MS, LLC,  
Licensee  
Kerri A. Harrison, Administrator  
Proprietary  
Capacity: 55  
Assisted Living/Alzheimer's

## **Lamar County**

Alden Pointe Assisted Living  
2 Courtland Drive  
Hattiesburg, Mississippi 39402  
Phone: 601-296-9711  
Fax; 601-296-9152  
David Schonberg, Licensee  
Kathy McPhail, Administrator  
Proprietary  
Capacity: 45

Magnolia Place  
4901 Highway 589  
Sumrall, Mississippi 39482  
Phone: 601-758-0600  
Fax: 601-765-6133  
Kevin Cooksey, Licensee  
Melinda Lott, Administrator  
Proprietary  
Capacity: 18

Provision Living at Hattiesburg  
217 Methodist Blvd  
Hattiesburg, Mississippi 39402  
Phone: 601-329-2030  
Fax: 601-268-6979  
PVL Tenant Hattiesburg, Licensee  
Dennis Barnett, Administrator  
Proprietary  
Capacity: 100  
Assisted Living/Alzheimer's

## **Lauderdale County**

Aldersgate Personal Care Home  
6600 Poplar Springs Drive  
Meridian, Mississippi 39305  
Phone: 601-485-9484  
Fax: 601-485-6638  
Aldersgate Personal Care, Licensee  
Lawona Broadfoot, Administrator  
Non-Profit  
Capacity: 58

Bee HiveHomes of Marion  
5750 Dale Drive  
Marion, Mississippi 39342  
Phone: 601-482-8800  
Fax: 601-482-8804  
John M. Mayfield, Licensee  
Melba Reed, Administrator  
Proprietary  
Capacity: 16

Brookdale Meridian  
4555 35<sup>th</sup> Avenue  
Meridian, Mississippi 39305  
Phone: 601-483-4566  
Fax: 601-483-1447  
Emeritus Corp, Licensee  
Dee Dee Crane, RN, Administrator  
Proprietary  
Capacity: 110  
Assisted Living/Alzheimer's

Fisher Care  
5207 Fisher Road  
Meridian, Mississippi 39305  
Phone: 601-581-2977  
Fisher Care, LLC, Licensee  
Dwayne Fisher, Administrator  
Proprietary  
Capacity: 8

Magnolia Home Personal Care  
1900 24<sup>th</sup> Avenue  
Meridian, Mississippi 39307  
Phone: 601-938-2435  
Fax: 601-453-5207  
Shelia D. Powe, Licensee  
& Administrator  
Proprietary  
Capacity: 14

McCoy Personal Care Home  
919 35th Avenue  
Meridian, Mississippi 39301  
Phone: 601-693-4104  
Roderick McCoy, Licensee &  
Administrator  
Proprietary  
Capacity: 15

### **Leake County**

Bee Hive Homes of Carthage  
704 Highway 16 East  
Carthage, Mississippi 39051  
Phone: 601-267-8222  
John M. Mayfield, Licensee  
Cynthia Cooper, Administrator  
Proprietary  
Capacity: 16

Madden Lighthouse  
242 Thaggard Road  
Carthage, Mississippi 39051  
Phone: 601-298-9888  
Fax: 601-298-2001  
Cindy Jones, Licensee  
& Administrator  
Proprietary  
Capacity: 24

### **Lee County**

Avonlea Assisted Living & Retirement  
Community  
2429 Lawndale Drive  
Tupelo, Mississippi 38801  
Phone: 662-840-6163  
Fax: 662-840-5147  
James C. Landers, Licensee  
Lori Baxter, Administrator  
Proprietary  
Capacity: 72

Magnolia Manor at Tupelo  
1514 CR 41  
Tupelo, Mississippi 38801  
Phone: 662-842-6776  
Fax - 662-842-6512  
HSL Holdings, Licensee  
Debra Haynes, Administrator  
Proprietary  
Capacity: 122  
Assisted Living

Mitchell Center Personal Care Home  
2800 West Main Street  
P.O. Box 1567  
Tupelo, Mississippi 38802  
Phone: 662-844-1441  
Fax: 662-841-9516  
Methodist Senior Services of Tupelo,  
Licensee  
John Stirewalt, Administrator  
Non-Profit  
Capacity: 60

Riverbirch Residence  
2554 Main Street  
P.O. Box 159  
Plantersville, Mississippi 38862  
Phone: 662-844-3451  
Fax: 662-844-3450  
Robert J. Lemmons, Licensee  
& Administrator  
Proprietary  
Capacity: 30  
Assisted Living

Rosewood Tupelo  
2441 McCullough Blvd.  
Belden, Mississippi 38826  
Phone: 662-844-5856  
Fax: 662-844-5323  
HSL Holdings, Licensee  
Mandy Easterling, Administrator  
Proprietary  
Capacity: 75  
Assisted Living

Samaritan Garden Personal Care Home  
2603 South Gloster Street  
Tupelo, Mississippi 38801  
Phone: 662-566-9974  
Fax: 662-566-9921  
George R. Pulliam, Licensee  
Lisa Pulliam, Administrator  
Proprietary  
Capacity: 32  
Assisted Living

## **Leflore County**

Country Meadow Personal Care Home  
4100 CR 164  
Greenwood, Mississippi 38930  
Phone: 662-453-4533  
Fax: 662-453-4534  
Danny F. Edwards, Licensee &  
Administrator  
Proprietary  
Capacity: 18

Indywood Glen Personal Care  
1416 Erie Street  
Greenwood, Mississippi 38930  
Phone: 662-455-3878  
Fax: 662-455-6171  
Indywood Glen, Licensee  
Sharon Harvey, Administrator  
Proprietary  
Capacity: 62

## **Lincoln County**

Haven Hall Assisted Living  
101 Mills Street  
Brookhaven, Mississippi 39601  
Phone: 601-833-5608  
Fax: 601-833-5285  
Magnolia Healthcare, Licensee  
Margie Guthrie, Administrator  
Non-Profit  
Capacity: 15

## **Lowndes County**

The Arrington  
234 Windsor Blvd.  
Columbus, Mississippi 39702  
Phone: 662-241-0001  
Fax: 662-241-0091  
Arrington LLC, Licensee  
Kenneth A. Phillips, Administrator  
Proprietary  
Capacity: 70  
Assisted Living/Alzheimer's

Collegeview Personal Care Home  
1323 College Street  
Columbus, Mississippi 39701  
Phone: 662-327-9463  
Fax: 662-327-1419  
Carolyn P. Reed, Licensee &  
Administrator  
Proprietary  
Capacity: 6

New Horizon Residential Living  
Facility  
200 Molly Lane  
P.O. Box 5046  
Columbus, Mississippi 39702  
Phone: 662-328-8880  
Fax; 662-327-3642  
Shellie Holmes, Licensee &  
Administrator  
Proprietary  
Capacity: 12

Trinity Personal Care Center  
250 Airline Road  
Columbus, Mississippi 39702  
Phone: 662-327-6795  
Fax: 662-327-3039  
Methodist Senior Services of Golden  
Triangle, Licensee  
Stanley C. Maynard, Administrator  
Non-Profit  
Capacity: 62

## **Madison County**

Beau Ridge  
650 Highland Colony Parkway  
Ridgeland, Mississippi 39157  
Phone: 601-605-9494  
Fax: 601-853-0573  
Ridgeland Place, Licensee  
Debbie Gooch, Administrator  
Proprietary  
Capacity: 47  
Assisted Living/Alzheimer's

The Blake at Township  
608 Steed Road, Suite A  
Ridgeland, Mississippi 39157  
Phone: 601-500-1200  
Fax: 601-607-1298  
SHI township, Licensee  
Victor O. Smith, Administrator  
Proprietary  
Capacity: 115  
Assisted Living/Alzheimer's

Brookdale Ridgeland  
410 Orchard Park  
Ridgeland, Mississippi 39157  
Phone: 601-957-0727  
Fax: 601-991-9764  
Emeritus Corp, Licensee  
Michael Ryan, Administrator  
Proprietary  
Capacity: 100  
Assisted Living/Alzheimer's



Christian Care Personal Care Home  
399 Cauthen Street  
Canton, Mississippi 39046  
Phone: 601-859-0634  
Richard Johnson, Licensee  
& Administrator  
Proprietary  
Capacity: 31

Old Ladies Home  
7521 Old Canton Road  
Madison, Mississippi 39110  
Phone: 601-856-1085  
Fax: 601-856-1270  
Jane Roper, Licensee  
J. Anne Thompson, Administrator  
Non-Profit  
Capacity: 20

The Orchard Personal Care Home  
600 South Pear Orchard Road  
Ridgeland, Mississippi 39157  
Phone: 601-856-2205  
Fax: 601-856-8905

The Orchard, Ltd., Licensee  
Sharon Sullivan, Administrator  
Proprietary  
Capacity: 78  
Assisted Living/Alzheimer's

St. Catherine's Village/Campbell  
Cove  
200 Dominican Drive  
Madison, Mississippi 39110  
Phone: 601-856-0100  
Fax: 601-856-0109  
Claude W. Harbarger, Licensee  
Mary Margaret Judy, Administrator  
Non-Profit  
Capacity: 36  
Assisted Living/Alzheimer

St. Catherine's Village/Marian Hall  
200 Dominican Drive  
Madison, Mississippi 39110  
Phone: 601-856-0100  
Fax: 601-856-0109  
Claude W. Harbarger, Licensee  
Mary Margaret Judy, Administrator  
Non-profit  
Capacity: 60  
Assisted Living

Seasons Assisted Living  
1421-A East Peace Street  
P.O. Box 488  
Canton, Mississippi 39046  
Phone: 601-855-5760  
Fax: 601-855-5781  
Madison County Nursing Home Board of  
Trustees, Licensee  
Daniel Logan, Administrator  
Non-profit  
Capacity: 10

Willard F. Bond Home  
7521 Old Canton Road  
Madison, Mississippi 39110  
Phone: 601-856-8041  
Fax: 601-856-1270  
William Cook, Sr, MD, Licensee  
Lucille Nichols, Administrator  
Non-profit  
Capacity: 40

### **Marion County**

The Grove Personal Care Home  
11 Pecan Drive  
Columbia, Mississippi 39429  
Phone: 601-736-4747  
Fax: 601-974-3860  
2<sup>nd</sup> Generation Healthcare, Licensee  
Michael Bradshaw, Administrator  
Capacity: 8

Haven House  
1448 North Main Street  
Columbia, Mississippi 39429  
Phone: 601-736-8143  
Fax: 601-736-4809  
Felicia Coleman, Licensee  
Sonia Woodard, Administrator  
Non-profit  
Capacity: 14

### **Monroe County**

Garden Suites Assisted Living  
400 South Chestnut Street  
P.O. Box 747  
Aberdeen, Mississippi 39730  
Phone: 662-319-2051  
Fax: 662-319-2125  
Harley Smith, Licensee  
Chris Chandler, Administrator  
Non-Profit  
Capacity: 22

Oak Tree Manor  
60139 Cotton Gin Port Road  
Amory, Mississippi 38821  
Phone: 662-256-8406  
Fax: 662-256-8883  
Ken Long, Licensee  
Theresa Childers, Administrator  
Proprietary  
Capacity: 51  
Assisted Living

Pressicare Personal Care Home  
20434 Old Houston Road  
Aberdeen, Mississippi 39730  
Phone: 662-369-0070  
Fax: 662-369-1727  
China Danette Johnson, Licensee &  
Administrator  
Proprietary  
Capacity: 10

### **Neshoba County**

Atwood Personal Care Home  
101 Pilot Street  
Philadelphia, Mississippi 39350  
Phone: 601-656-7394  
Fax: 601-656-7396  
Mark Atwood, Licensee  
Katelin Atwood Adams, Administrator  
Proprietary  
Capacity 38

Bee Hive Homes of Philadelphia  
708 Columbus Avenue  
Philadelphia, Mississippi 39350  
Phone: 601-656-0220  
John M. Mayfield, Licensee  
Lynn Fioramonti, Administrator  
Proprietary  
Capacity: 16

### **Newton County**

Bee Hive Homes of Newton  
601 South Main Street  
Newton, Mississippi 39345  
Phone: 601-683-0000  
Fax: 601-683-6166  
John M. Mayfield, Licensee  
Betty McGee, Administrator  
Proprietary  
Capacity: 12

River Birch Estate Assisted Living  
606 East Jackson Road  
Union, Mississippi 39365  
Phone: 601-774-9149  
Fax: 601-774-9151  
Alisa Burkes, Licensee &  
Administrator  
Proprietary  
Capacity: 21

Woodland Court Personal Care  
260 Northside Drive  
Newton, Mississippi 39345  
Phone: 601-683-2330  
Fax: 601-683-3043  
Anita Ezelle Nettles, Licensee  
& Administrator  
Proprietary  
Capacity: 41

### **Noxubee County**

Elderly Care Center  
496 Magnolia Drive  
Macon, Mississippi 39341  
Phone: 662-726-2630  
Fax: 662-726-2229  
Carol Pruitt, Licensee &  
Administrator  
Proprietary  
Capacity: 15

Oakwood Manor  
218 Oakwood Drive  
P.O. Box 325  
Brooksville, Mississippi 39739  
Phone: 662-738-4866  
Fax: 662-738-4966  
Brooksville Assisted Living,  
Licensee  
Harvey D. Nickel, Administrator  
Non-Profit  
Capacity: 18  
Assisted Living

### **Oktibbeha County**

Beehive Homes of Starkville  
2156 Old West Point Road  
Starkville, Mississippi 39759  
Phone: 662-338-4949  
Audrey Trulove, Licensee  
& Administrator  
Proprietary  
Capacity: 16

The Claiborne at Adelaide  
74 Claiborne Way  
Starkville, Mississippi 39759  
Phone: 662-268-9555  
Fax: 662-268-8187  
The Claiborne at Adelaide, Licensee  
Dorothy W. Jennette, Administrator  
Proprietary  
Capacity: 75

Montgomery Gardens Senior Living  
4348 Old Highway 12 West  
Starkville, Mississippi 39759  
Phone: 662-323-4663  
Fax: 662-323-5001  
T'Mara Smith, Licensee  
Michelle Leigh Fulgham,  
Administrator  
Proprietary  
Capacity: 38

Vickers Personal Care Home  
114 North Montgomery Street  
Starkville, Mississippi 39759  
Phone: 662-323-4617  
Fax: 662-323-7483  
Dawn Vickers, RN, Licensee &  
Administrator  
Proprietary  
Capacity: 18

### **Panola County**

Fairfield of Batesville  
640 Keating Road  
P.O. Box 1632  
Batesville, Mississippi 38606  
Phone: 662-563-2345  
Fax: 662-563-5678  
Providence PCC, Licensee  
Charlotte E. Anderson, Administrator  
Proprietary  
Capacity: 54  
Assisted Living

### **Pearl River County**

Blueberry Hills Personal Care Home  
1005 South Shivers Street  
Poplarville, Mississippi 39470  
Phone: 228-304-1065  
Fax: 601-795-8029  
Brad Greer, Licensee & Administrator  
Proprietary  
Capacity: 9

In Loving Arms  
83 White Chapel Road  
Carriere, Mississippi 39426  
Phone: 601-798-4440  
Fax: 601-798-4474  
Marvene Augustus, Licensee  
Lategra McMillan, Administrator  
Proprietary  
Capacity: 15

New Country Living Personal Care  
Home  
258 George Ford Road  
Carriere, Mississippi 39426  
Phone: 601-798-5673  
Fax: 601-749-0918  
Marion Fletcher, Licensee &  
Administrator  
Proprietary  
Capacity: 14

Our Place Personal Care Home  
27 Alsobrooks Road  
Picayune, Mississippi 39466  
Phone: 601-799-3303  
Patricia A. Carnes, Licensee &  
Administrator  
Proprietary  
Capacity: 12

Timeless Grace Assisted Living  
424 Jake Smith Road  
Carriere, Mississippi 39426  
Phone: 601-799-1600  
Fax: 601-799-2689  
Timeless Grace Assisted Living,  
Licensee  
Rebecca Welch, Administrator  
Proprietary  
Capacity: 15

### **Perry County**

Community Development Assisted  
Living I  
200 North Front Street  
Richton, Mississippi 39476  
Phone: 601-788-2599  
Fax: 601-788-6702  
Oma Hibbler, Licensee  
Shirlette Malone, Administrator  
Non-profit  
Capacity: 30

Community Development Assisted  
Living II  
116 Front Street  
Richton, Mississippi 39476  
Phone: 601-788-2834  
Fax: 601-788-6702  
Oma Hibbler, Licensee  
Erick Hibbler, Administrator  
Non-profit  
Capacity: 12

Friend's Personal Care Home  
367 Corinth Church Road  
Petal, Mississippi 39465  
Phone: 601-545-9545  
Fax: 601-545-7877  
Robert Lee Friend, Licensee &  
Administrator  
Proprietary  
Capacity: 12

### **Pike County**

Aston Court Retirement Community  
222 Aston Avenue  
McComb, Mississippi 39648  
Phone: 601-249-0023  
Fax: 601-249-3106  
Aston Court Retirement Community,  
Licensee  
Staci Ann Lock Hamilton,  
Administrator  
Proprietary  
Capacity: 50

Camellia Estates Assisted Living  
1714 White Street  
McComb, Mississippi 39648  
Phone: 601-250-0066  
Fax: 601-250-0640  
Pike Community Care Center,  
Licensee  
Misty D. Linden, Administrator  
Proprietary  
Capacity: 48  
Assisted Living

### **Pontotoc County**

Church Street Manor  
36 Elm Lane  
P.O. Box 249  
Ecru, Mississippi 38841  
Phone 662-489-6462  
Fax: 662-489-6491  
Kenneth Long, Licensee  
Shelia D. Brady, Administrator  
Proprietary  
Capacity: 40

### **Prentiss County**

The Landmark Community Personal  
Care Home  
701 West Church Street  
Booneville, Mississippi 38829  
Phone: 662-728-3539  
Fax: 662-728-3508  
Travis W. Childers, Licensee  
Tami Childers, Administrator  
Proprietary  
Capacity: 40

### **Rankin County**

Brandon Court Personal Care Home  
100 Burnham Road  
Brandon, Mississippi 39042  
Phone: 601-664-2259  
Fax: 601-664-2270  
Rankin Community Care Center,  
Licensee  
Joseph Cokely, Administrator  
Proprietary  
Capacity: 6  
Assisted Living

The Blake at Flowood  
350 Town Center Way, Suite A  
Flowood, Mississippi 39232  
Phone: 769-345-2202  
Fax: 601-510-2287  
The Blake at Flowood, Licensee  
Anita Davis, Administrator  
Proprietary  
Capacity: 130  
Assisted Living/Alzheimer's

Briar Hill Rest Home  
1201 Gunter Road  
Florence, Mississippi 39073  
Phone: 601-939-6371  
Fax: 601-939-6228  
Briar Hill Rest Home, Licensee  
Angelia Whittlington, Administrator  
Proprietary  
Capacity: 2

Brookdale Brandon  
140 Castlewoods Blvd.  
Brandon, Mississippi 39047  
Phone: 601-919-1208  
Fax: 601-919-1174  
Emeritus Corp, Licensee  
Dotti Briggs, Administrator  
Proprietary  
Capacity: 110  
Assisted Living/Alzheimers

Peach Tree Village Assisted Living  
6100 Old Brandon Road  
Brandon, Mississippi 39042  
Phone: 601-933-1100  
Fax: 601-933-1113  
Sentry Brandon, Licensee  
Lanette Williams, Administrator  
Proprietary  
Capacity: 71

Plain View Assisted Living  
214 Spell Drive  
Richland, Mississippi 39218  
Phone: 601-664-1966  
Fax: 601-664-1967  
Sidney P. Scarbrough, Jr., Licensee  
Jerry Don Johnson, Administrator  
Proprietary  
Capacity: 55

Villa South Assisted Living  
271 College Street  
Florence, Mississippi 39073  
Phone: 601-845-1888  
Fax: 601-845-2448  
Villa South, Licensee  
Beth Scarbrough, Administrator  
Proprietary  
Capacity: 50

Wisteria Gardens  
5420 Highway 80 E  
Pearl, Mississippi 39208  
Phone: 601-988-6800  
Fax: 601-988-6801  
Wisteria Gardens, LLC, Licensee  
David Hill, Administrator  
Proprietary  
Capacity: 6

### **Scott County**

Bee Hive Homes of Forest  
410 Townsend Road  
Forest, Mississippi 39074  
Phone: 601-469-9476  
John M. Mayfield, Licensee  
Tammy Massey, Administrator  
Proprietary  
Capacity: 13

Magnolia Manor  
410 East First Street  
Forest, Mississippi 39074  
Phone: 601-469-4389  
Fax: 601-732-5655  
Robert Hall, Licensee  
& Administrator  
Proprietary  
Capacity: 15  
Assisted Living

### **Simpson County**

Strong River Villa  
2994 Highway 13  
Mendenhall, Mississippi 39114  
Phone: 601-675-7018  
Fax: 601-675-7019  
C. Faith Kennedy, Licensee  
& Administrator  
Proprietary  
Capacity: 15

Lakeview Place  
1116 Frances Avenue NW  
Magee, Mississippi 39111  
Phone: 601-849-1920  
Fax: 601-849-1950  
C. Faith Kennedy, Licensee &  
Administrator  
Proprietary  
Capacity: 15  
Assisted Living

## **Stone County**

Stone County Nursing & Rehab Center  
1436 East Central Avenue  
Wiggins, Mississippi 39577  
Phone: 601-928-1889  
Fax: 601-928-2335  
Stone County Nursing & Rehab Center,  
Licensee  
Dawn Boggess, Administrator  
Proprietary  
Capacity: 1  
Assisted Living

## **Sunflower County**

Elise's Place  
924 Broadmoore Street  
Indianola, Mississippi 38751  
Phone: 662-452-5165  
Fax: 662-452-5166  
Jacqueline Hannah, Licensee  
& Administrator  
Proprietary  
Capacity: 12

Indywood Personal Care Home  
541 Dorsett Drive  
Indianola, Mississippi 38751  
Phone: 662-887-3005  
Fax: 662-887-7084  
Indywood, Licensee  
Sharon Harvey, Administrator  
Proprietary  
Capacity: 29  
Assisted Living

Ruleville Nursing & Rehab Center  
800 Stansel Drive  
P.O. Box 368  
Ruleville, Mississippi 38771  
Phone: 662-756-4361  
Fax: 662-756-2788  
Ruleville Nursing & Rehab Center,  
Licensee  
Tina Alexander, Administrator  
Proprietary  
Capacity: 9  
Assisted Living

Shirley's Personal Care Home  
1000 B.B. King Drive  
Indianola, Mississippi 38751  
Phone: 662-887-3000  
Fax: 662-887-3055  
Shirley Monroe, Licensee &  
Administrator  
Proprietary  
Capacity: 12  
Assisted Living

## **Tate County**

Buckman Enrichment Home  
102 Enrichment Cove  
Senatobia, Mississippi 38668  
Phone: 662-366-6945  
Fax: 662-562-6979  
Parke Pepper, Licensee  
Tricia Melvin, Administrator  
Non-profit  
Capacity: 20  
Assisted Living

Providence PCC of Senatobia  
700 Moore's Crossing  
Senatobia, Mississippi 38668  
Phone: 662-562-9229  
Fax: 662-562-9202  
Providence of Senatobia, Licensee  
Candice B. Sorrells, Administrator  
Capacity: 70

## **Tishomingo County**

Carrington House  
1670 Whitehouse Road  
Iuka, Mississippi 38852  
Phone: 662-423-3307  
Fax: 662-423-3308  
Rebecca Cummings, Licensee  
Lauren Stacy, Administrator  
Proprietary  
Capacity: 25

Southern Magnolia Estates I  
1308 North Pearl Street  
Iuka, Mississippi 38852  
Phone: 662-424-0023  
Fax: 662-424-0199  
HSL Holdings, Licensee  
Carolyn Busby, Administrator  
Proprietary  
Capacity: 37

Southern Magnolia Estates, II  
1308 North Pearl Street  
Iuka, Mississippi 38852  
Phone: 662-424-0023  
Fax: 662-424-0199  
HSL Holdings, Licensee  
Carolyn Busby, Administrator  
Proprietary  
Capacity: 18

Southern Magnolia Estates III  
267 Front Street/Highway 366  
Golden, Mississippi 38847  
Phone: 662-454-0544  
Fax: 662-454-0576  
HSL Holdings, Licensee  
Sherry Buckles, Administrator  
Proprietary  
Capacity: 37

### **Union County**

Dogwood New Albany  
250 Fairfield Drive  
New Albany, Mississippi 38652  
Phone: 662-534-7331  
Fax: 662-534-7335  
HSL Holdings, Licensee  
Michelle Walker, Administrator  
Proprietary  
Capacity: 24

Magnolia New Albany  
1515 Munsford Drive  
New Albany, Mississippi 38652  
Phone: 662-534-0046  
Fax: 662-534-0393  
HSL Holdings, Licensee  
Pan Denham, Administrator  
Proprietary  
Capacity: 40

Mykales Residential Living  
514 Hillcrest Drive  
New Albany, Mississippi 38652  
Phone: 662-539-7263  
Stephanie Waldrop, Licensee  
& Administrator  
Proprietary  
Capacity: 7

Sunshine Inn Assisted Living Home  
1645 Highway 178  
P.O. Box 378  
Myrtle, Mississippi 38650  
Phone: 662-988-3959  
Fax: 662-988-3989  
Michael Hale, Licensee  
Jeff Galloway, Administrator  
Proprietary  
Capacity: 20

### **Warren County**

Belmont Gardens Personal Care Home  
3201 Wisconsin Avenue  
P.O. Box 820874  
Vicksburg, Mississippi 39180  
Phone: 601-636-8006  
Fax: 601-636-0953  
Joe M. Ross, Jr., MD, Licensee  
Kimberly P. Farris, Administrator  
Proprietary  
Capacity: 32

Heritage House Assisted Living  
Center  
3101 Wisconsin Avenue  
P.O. Box 820485  
Vicksburg, Mississippi 39180  
Phone: 601-638-1514  
Fax: 601-638-8738  
First Warren Corporation, Licensee  
Joyce Hubbard, Administrator  
Proprietary  
Capacity: 41

### **Washington County**

Broadway Manor Residential Care Home  
515 North Broad Street  
Greenville, Mississippi 38701  
Phone: 662-702-5007  
Otis C. Redmon, Sr., Licensee  
J.H. Thompson, Administrator  
Proprietary  
Capacity: 11

Brookdale Greenville  
1880 Fairground Road  
Greenville, Mississippi 38703  
Phone: 662-334-4646  
Fax: 662-334-4691  
LAN Wellington- Greenville, Licensee  
Sandra Anderson, Administrator  
Proprietary  
Capacity: 55  
Assisted Living/Alzheimers's

Destiny Manor  
104 Martin Luther King Road  
Arcola, Mississippi 38722  
Phone: 662-827-7500  
Clifton Harris, Licensee  
Maxine Harris, Administrator  
Proprietary  
Capacity: 11

Magnolia Gardens of Greenville  
1644 South Colorado Street  
Greenville, Mississippi 38703  
Phone: 662-335-9699  
Fax: 662-335-9693  
Magnolia Gardens of Greenville,  
Licensee  
Joe Ann Fava, Administrator  
Proprietary  
Capacity: 48

Nelson's Personal Care Facility  
103 B West 2<sup>nd</sup> Street  
Leland, Mississippi 38756  
Phone: 662-771-5090  
Percy Kenneth Nelson, Licensee  
& Administrator  
Proprietary  
Capacity: 12

Restorations Residential Living  
Facility  
1766 Old Leland Road  
Greenville, Mississippi 38703  
Phone: 662-537-4976  
Fax: 662-537-4977  
Joann Wilson, Licensee  
Kristi Smith Wilson, Administrator  
Proprietary  
Capacity: 15

### **Wayne County**

Brookwood Villa Personal Care Home  
915 Wayne Street  
Waynesboro, Mississippi 39367  
Phone: 601-735-0264  
Fax: 601-735-0277  
Renee Grimes, Licensee &  
Administrator  
Proprietary  
Capacity: 36

Southern Living Specialty Care  
511 Gray Drive  
Waynesboro, Mississippi 39367  
Phone: 601-735-0120  
Fax: 601-735-5180  
Stan Trigg, Licensee & Administrator  
Proprietary  
Capacity: 25

### **Webster County**

Vicker's Personal Care Home  
238 Spring Valley Road  
Mathiston, Mississippi 39752  
Phone: 662-263-4685  
Fax: 662-323-7483  
Rhea Dawn Vickers, RN, Licensee &  
Administrator  
Proprietary  
Capacity: 13

### **Winston County**

Awood Personal Care Home  
8862 Highway 15 South  
Louisville, Mississippi 39339  
Mail: P.O. Box 401  
Noxapater, Mississippi 39346  
Phone: 662-724-2500  
Fax: 662-724-2501  
Mark P. Atwood, Licensee  
Katelin Atwood Adams, Administrator  
Proprietary  
Capacity: 17

Bee Hive Homes of Louisville  
541 A East Main Street  
Louisville, Mississippi 39339  
Phone: 662-773-0000  
Fax: 662-446-9013  
John Mayfield, Licensee  
Brandi Randle, Administrator  
Proprietary  
Capacity: 20





