



System Report

June 1, 2014 – August 31, 2014

**Data Period – Second Quarter 2014
(April-May-June)**

Mississippi Trauma Care System

*Designated Trauma Care Providers
Working Together to Prevent and Treat Trauma*

Prepared for:

Mississippi State Board of Health

August 29, 2014

Introduction

The goal of the Mississippi Trauma Care System is to deliver the **right** patient to the **right** hospital the **first** time. Research shows that this approach decreases mortality. Trauma remains the leading cause of death for Mississippians age 1 to 44 and Mississippi ranks third in the nation for unintentional injury deaths.

Mississippi began development of a statewide trauma system in 1991. The Mississippi Legislature charged the Mississippi State Department of Health with the responsibility for oversight of trauma system development. Since that time the state has adopted a trauma care plan, established seven designated trauma regions, designated qualifying hospitals as trauma centers, maintains a trauma registry, and disbursed funding to trauma regions, trauma centers, and physicians.

The Mississippi Legislature passed House Bill 1405 during the 2007 Regular Session to revitalize and more fully fund the Mississippi Trauma Care System. Mississippi moved from a voluntary system with indigent reimbursement, to a mandatory system with block grant funding based on participation; the first trauma system of its type in the United States. As suggested by the Mississippi Trauma Care Task Force, this report on the Mississippi Trauma Care System will be submitted quarterly to the Mississippi State Board of Health.



Quarterly Activities

Trauma Registry:

Trauma Registry Users' Group Attendees July 22, 2014					
Ct	Last Name	First Name	Region	Facility	Total
1	Benton	Kathy	Delta	UMMC	1
2	Furtick	Diane	Central	NMMC-Tupelo	1
3	Holmes	Amy	Delta	Delta Regional Medical Center	1
5	Kyle	Heather	EC	Anderson Regional Medical Center	1
6	Mathis	Sandra	Coast	Memorial Hospital @Gulfport	1
7	McManus	Jimmy	Southwest	Southwest Trauma Care Region	1
8	Murphy	Monica	Central	Central Mississipi Medical Center	1
9	Richards	Ben	Central	CMMC	1
10	Rowe	Geri	Central	J.M. Still Burn Center	1
11	Sheppard	Sam	Delta	LeBonheur Children's Hospital	1
12	Smith	Barbara	Central	CMMC	1
13	Stewart	Kathryn	Delta	LeBonheur Children's Hospital	1
14	Westberry	Stacey	Central	J.M. Still Burn Center	1
15	Wilson	Lisa	North	NMMC-Tupelo	1
16	Woo	Janet	Southeast	Forrest General Hospital	1
17	Wright	Kim	North	NMMC-Tupelo	1
18					
19					
20					
21					
22					
23					
24					
25					
	Total				16

Collector CV4 and ReportWriter Training Attendees August 6-8, 2014

Ct	Last Name	First Name	Region	Facility
1	Alexander	Marsha	North	TriLakes Medical Center
2	Beasley	Tracey	EC	Neshoba County Gen Hospital
3	Benton	Kathy	Central	University MS Medical Center
4	Bounds	Keni	Central	Central Trauma Care Region
5	Bowsher	Rebekah	Delta	Bolivar Medical Center
6	Cole	Allison	Delta	North Oak Regional Med Center
7	Davis	Betty	Coast	Garden Park Medical Center
8	Graves	Pam	Central	St.. Dominics Hospital
9	Hall	Angie	Central	Madison River Oaks
10	Jayroe	Brenda	EC	Neshoba County Gen Hospital
11	Kelley	Karline	Southwest	Southwest Regional Med Center
12	Kyle	Amber	Central	Central Trauma Care Region
13	Langston	Stephanie	Southwest	Lawrence County Hospital
14	Mathis	Alison	Central	Hardy Wilson Memorial Hospital
15	Moore	Lynette	Central	University MS Medical Center
16	Moseley	Elizabeth	North	TriLakes Medical Center
17	Munna	Blake	SE	South Central Reg Medical Ctr
18	Parker	Ellen	Delta	Methodist -Olive Branch
19	Quave	Pat	Coast	Biloxi Regional Medical Center
20	Rickels	Cherri	Delta	Delta Trauma Care Region
21	Shirley	ShyAnn	EC	Rush Founddation Hospital
22	Shultis	Elizabeth	Coast	Biloxi Regional Medical Center
23	Smith	Amanda	Southwest	Lawrence County Hospital
24	Tanner	Kelly	Central	University MS Medical Center
25	Terrell	Janet	EC	Anderson Regional Med Center
26	Wolfrum	John	Central	Magee General Hospital

Trauma Center Education Visits:

No educational visits were conducted during this period.

Trauma Center Inspections:

July 30, 2014 OCH Regional Medical Center, Starkville
 July 31, 2014 BMH-North Mississippi, Oxford

Trauma Center Designations:

The following Level IV Trauma Centers were designated during this period:

- George Regional Hospital, Lucedale
- H.C. Watkins Memorial Hospital, Quitman
- Hancock Medical Center, Bay St. Louis
- Jefferson Davis Community Hospital, Prentiss
- South Sunflower County Hospital, Indianola

Currently, the system is comprised of:

- Three Level I Trauma Centers (UMMC, Jackson; Regional Medical Center, Memphis; University of South Alabama, Mobile);
- One stand-alone Tertiary Pediatric Trauma Center (Le Bonheur Children's Hospital, Memphis);
- Four Level II Trauma Centers (North Mississippi Medical Center, Tupelo; Forrest General Hospital, Hattiesburg; Memorial Hospital of Gulfport, Gulfport; Singing River Hospital, Pascagoula);
- Fifteen Level III Trauma Centers;
- Sixty two Level IV Trauma Centers; and
- One Burn Center (J.M Still @ Central Mississippi Medical Center).

Mississippi Trauma Advisory Committee (MTAC) Activities:

MTAC held its quarterly meeting on July 17, 2014. The committee passed the following:

- No regulation changes until the new ACS Optimal Resource Guide ("Orange Book") is released.

The next meeting of MTAC is scheduled for October 22, 2014.

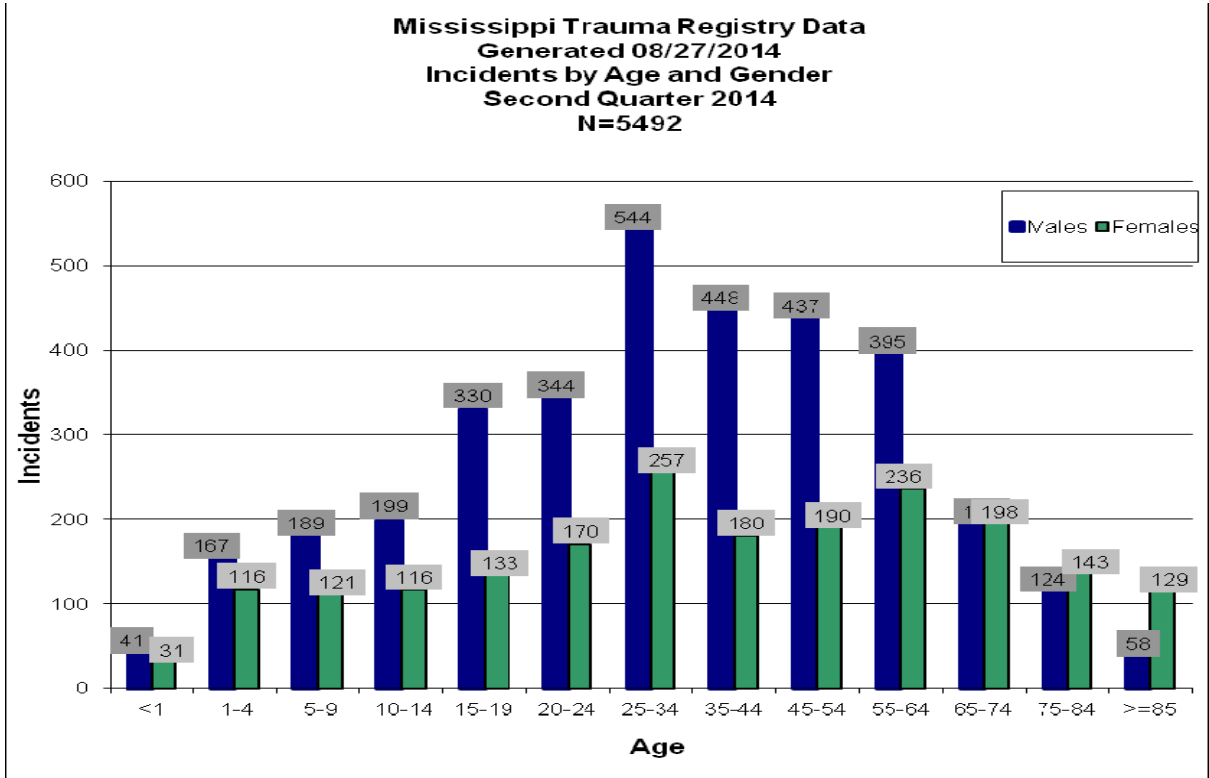
Trauma Data:

Injury Severity Score (ISS) Summary for Level I-III Trauma Centers

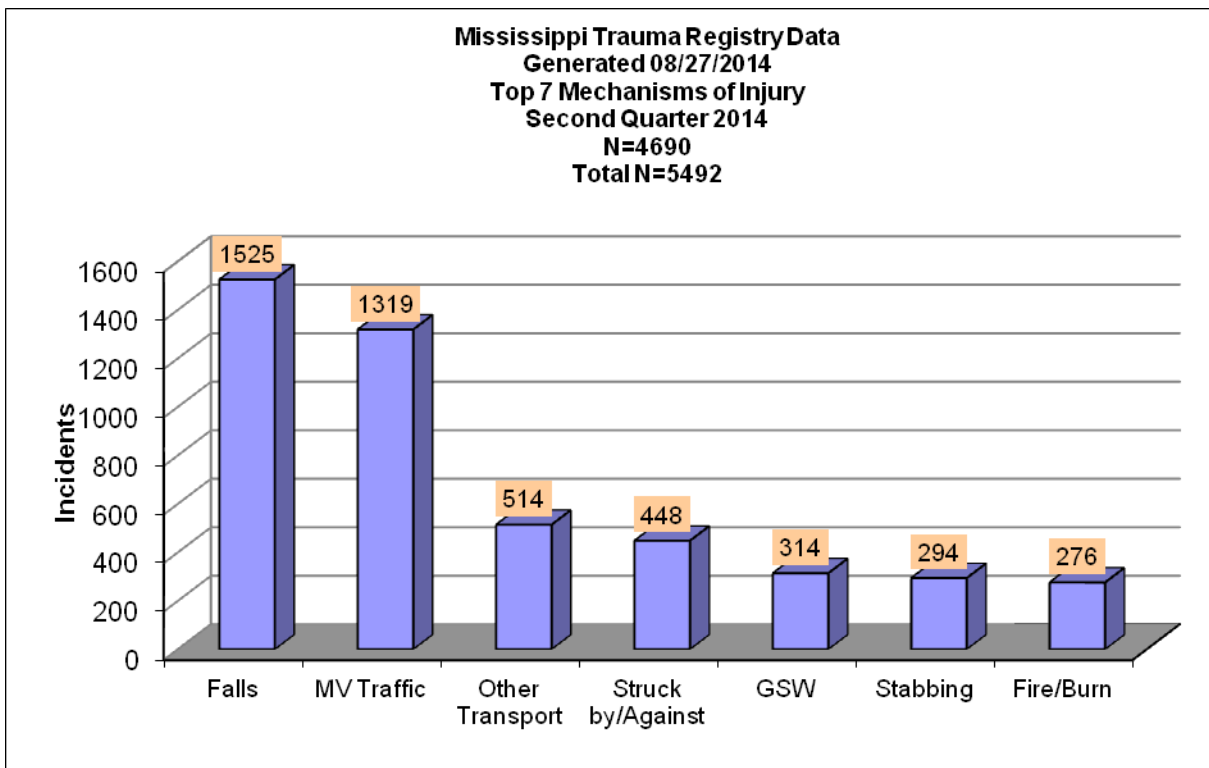
Mississippi Trauma Registry Data						
Injury Severity Score Summary for Level I to Level III Hospitals						
Generated 08/27/2014						
Second Quarter 2014						
N = 4322*						
Facility	ISS 1-9	ISS 10-15	ISS 16-24	ISS>24	ISS NotValued	Total Patients
Anderson Regional Medical Center-North	100	33	15	15	0	163
Baptist Memorial Hospital-Desoto	211	17	2	5	0	235
Baptist Memorial Hospital-GoldenTriangle	277	17	4	3	0	301
Baptist Memorial Hospital-North Miss.	78	12	5	3	0	98
Biloxi Regional Medical Center	83	10	7	1	0	101
Central MS Medical Center	68	5	2	1	0	76
Delta Regional Medical Center	74	5	5	0	0	84
Forrest General Hospital	473	78	22	8	0	581
Garden Park Medical Center	40	11	2	1	0	54
LeBonheur Children's Medical Center	156	12	6	2	0	176
Magnolia Hospital	158	11	3	2	0	174
Memorial Hospital at Gulfport	129	24	9	4	0	166
North MS Medical Center-Tupelo	265	47	21	17	0	350
Ocean Springs Hospital	68	5	4	0	0	77
Oktibbeha County Hospital	97	9	0	0	0	106
Regional Medical Center at Memphis	60	8	13	10	0	91
River Oaks Hospital, Inc.	56	3	1	0	0	60
Rush Foundation Hospital	79	17	8	9	0	113
Singing River Hospital	87	7	3	3	0	100
South Central Regional Medical Center	117	16	5	1	0	139
Southwest Mississippi Regional Medical C	119	25	7	0	0	151
Univ of South Alabama Medical Center	44	14	13	12	0	83
University Medical Center	633	117	56	37	0	843
TOTAL	3472	503	213	134	0	4322

****Does not include 1170 patients treated at Level IV Trauma Centers.***

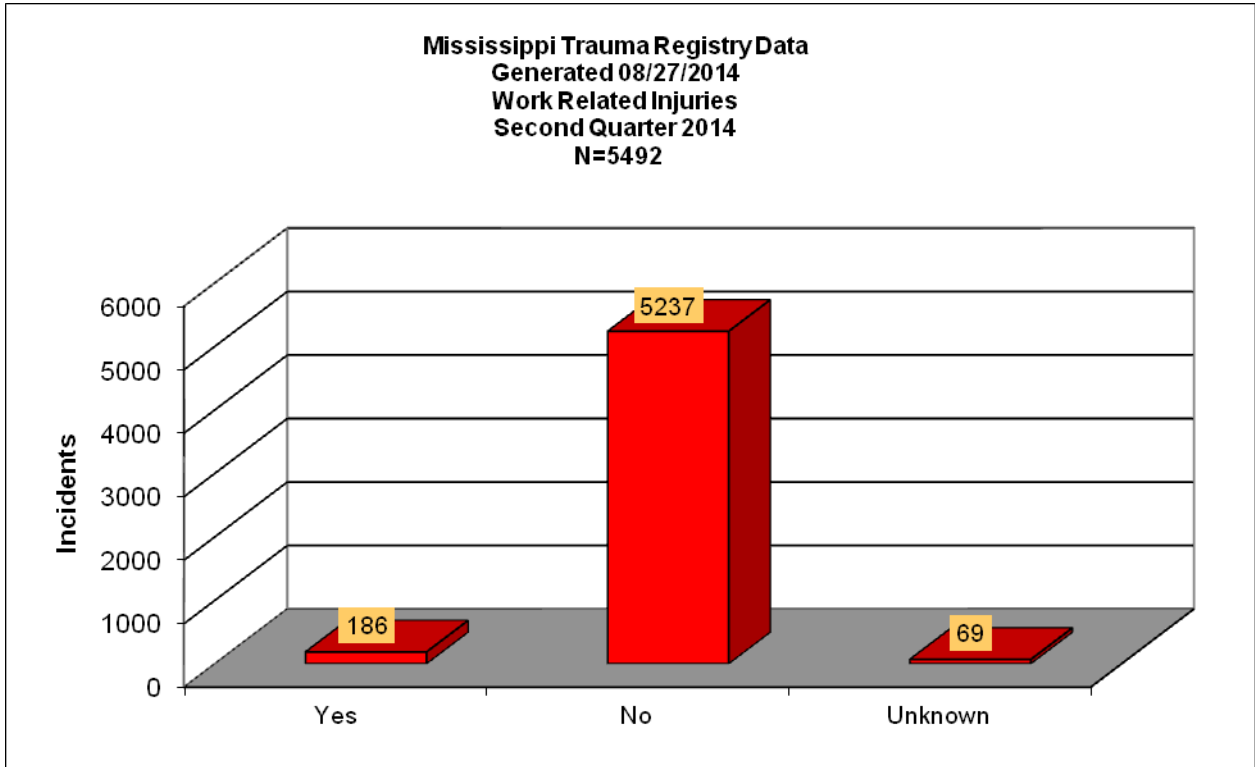
Age and Gender



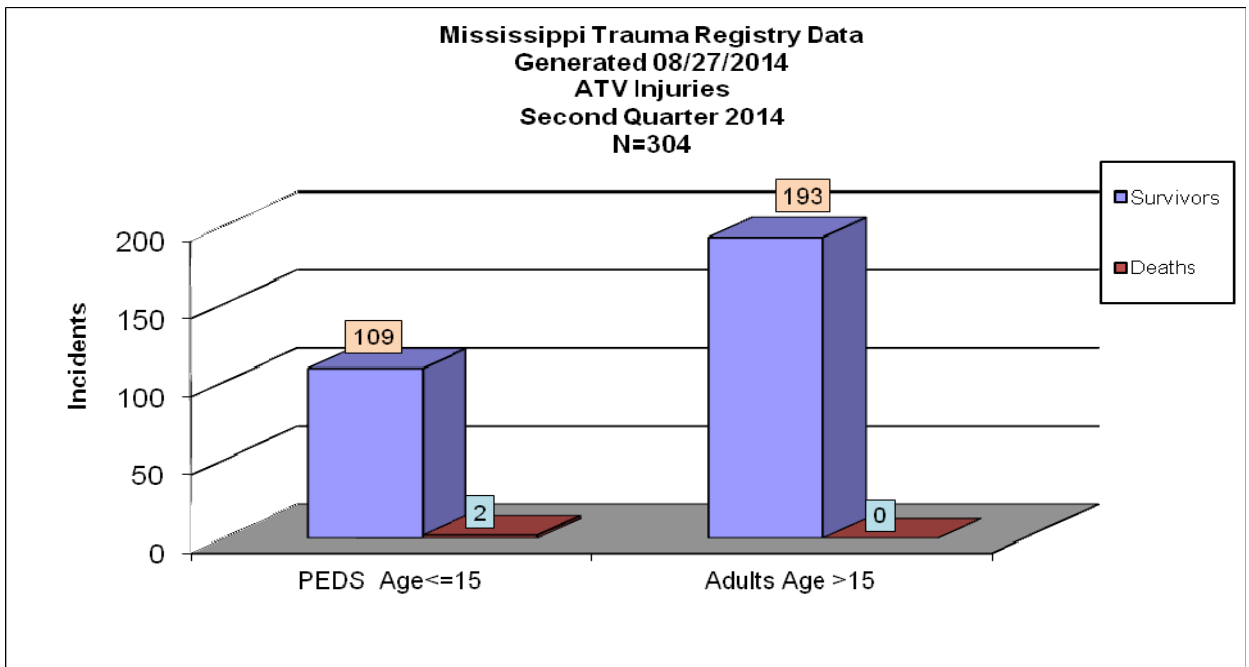
The top 7 mechanisms of injury



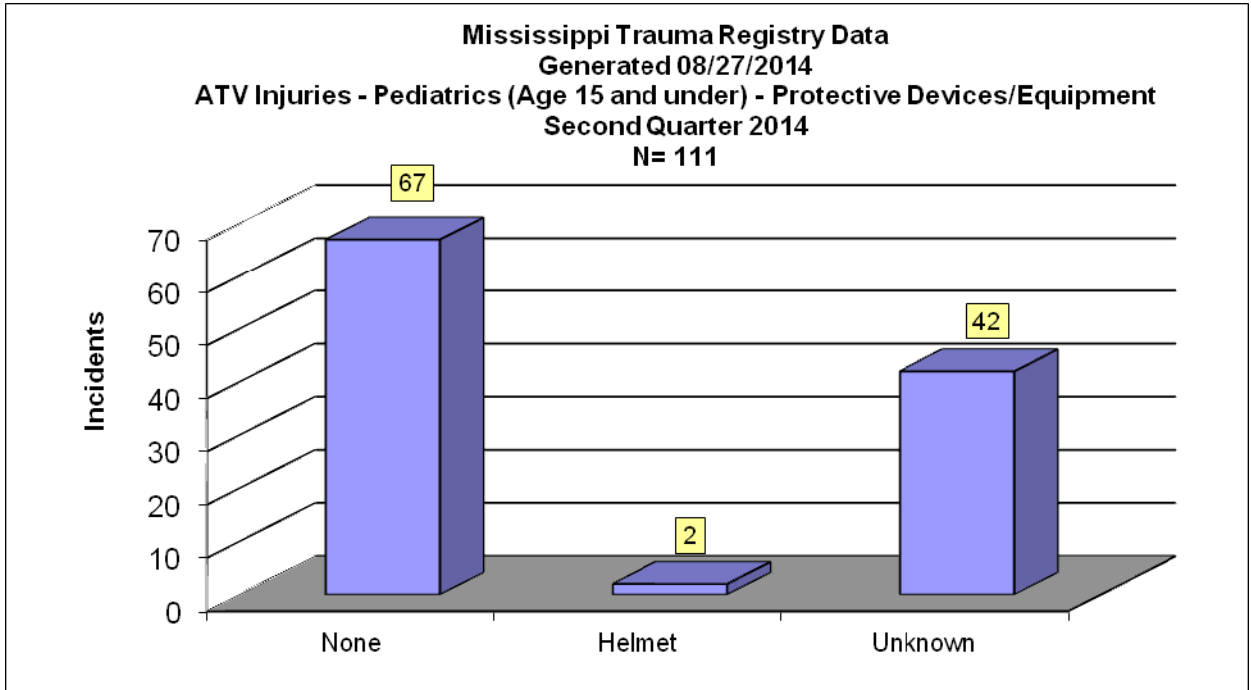
Work related injuries



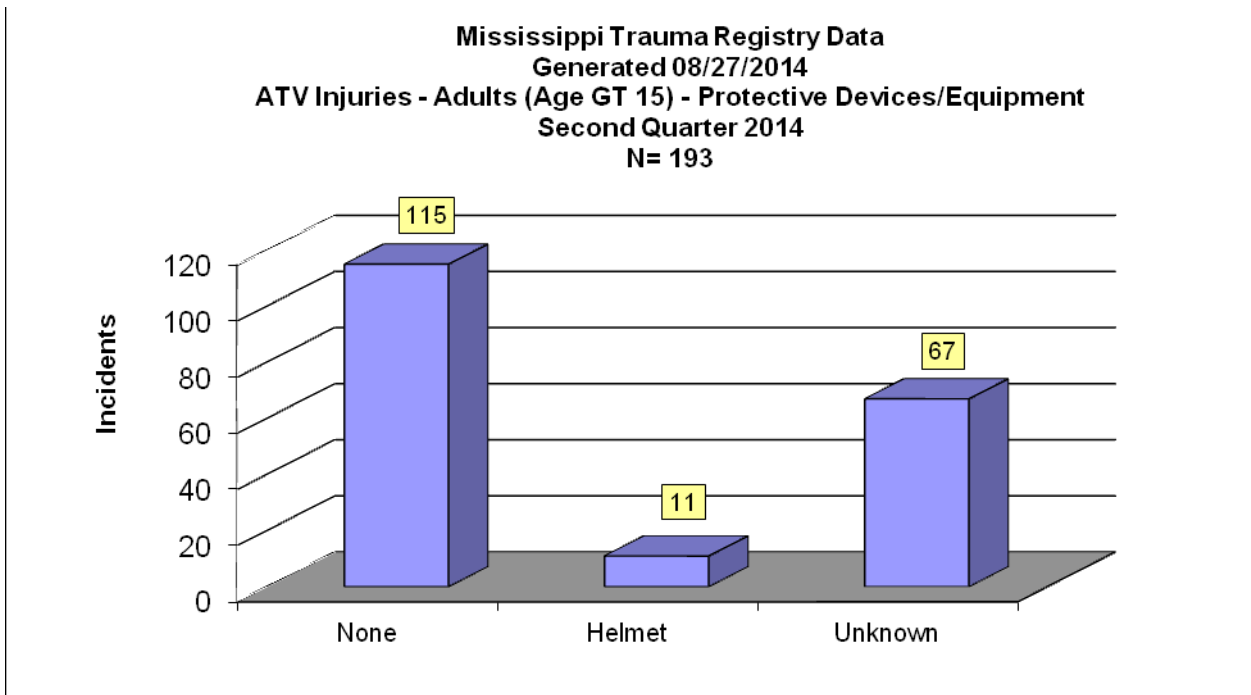
ATV Injuries and Deaths



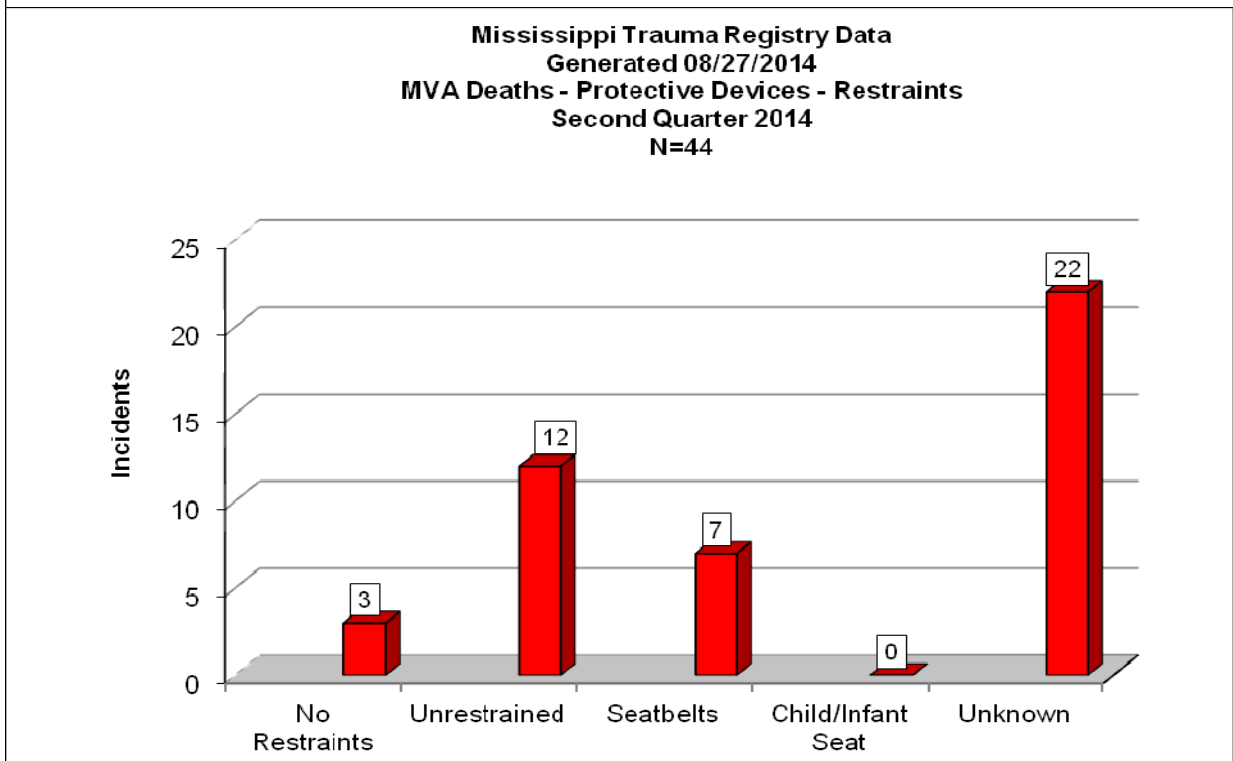
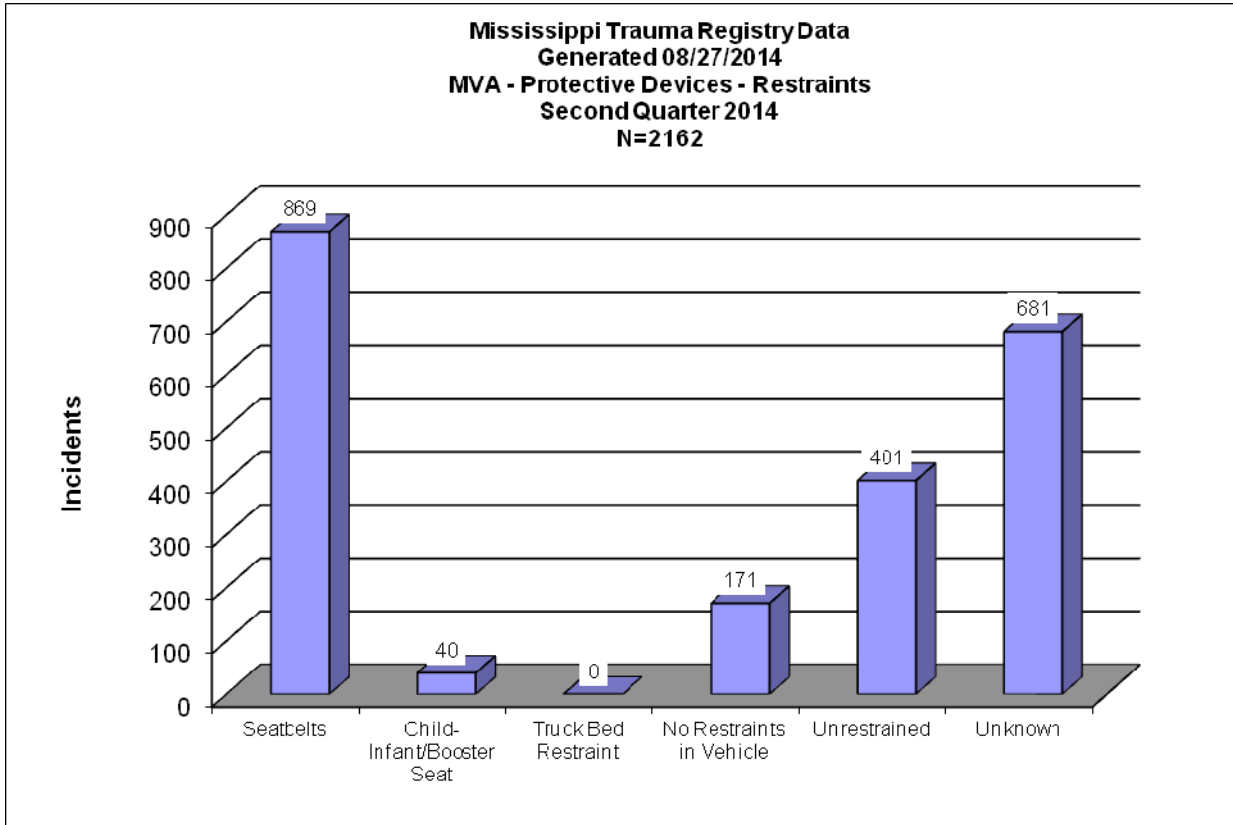
ATV Injuries and Deaths with Protective Devices (Pediatric)



ATV Injuries and Deaths with Protective Devices (Adult)



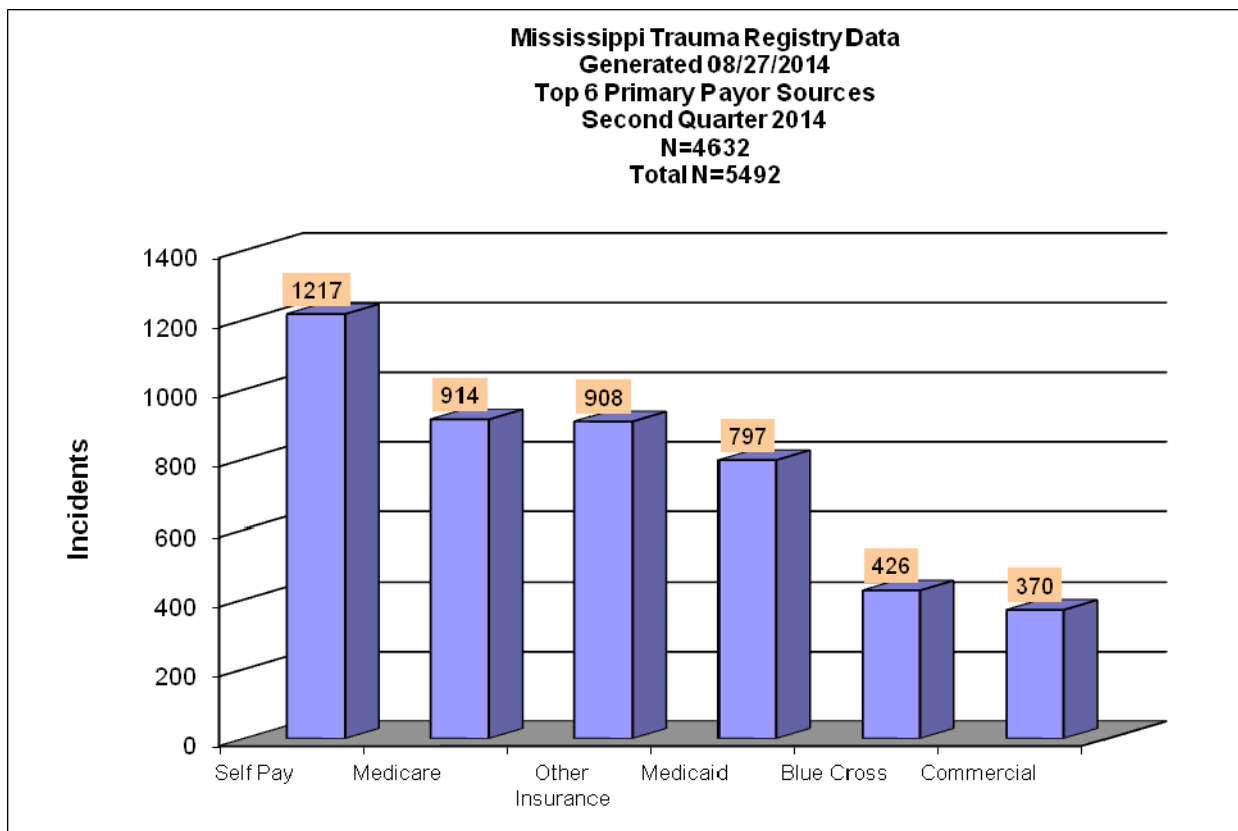
MVA with and without restraints



Trauma Performance Improvement (PI) Program:

- The Trauma PI sub-committee met on August 13, 2014. The sub-committee discussed recurring findings from Trauma Center inspection reports and used the criteria checklist for Level II and Level III Trauma centers to develop the following:
 - Segregated each criterion into clinical or programmatic categories.
 - Using the ACS guidelines, the committee assigned either Type I (critical) or Type II (non-critical) status to each criterion.
- The checklists will be sent to independent consultants for review/approval prior to use.
- The next meeting is scheduled for December 2014 (not a public meeting).

Financial Data:



Trauma Care Trust Fund:

Fund Total – May 31, 2014

\$ 1,948,389

Month	Moving Violations	Interest	Tag Fee	ATV/ Motorcycle Fee	Play or Pay/ Other	Total Collected
June*	No data	No data	No data	No data		No data
July*	\$100	No data	No data	No data		\$100
August*	No data	No data	\$119,785	\$1,984,860		\$2,104,645
Total	\$100	No data	\$119,785	\$1,984,860		\$2,104,745

Fund Sub-total – August 31, 2014

\$ 4,053,134

Obligated for Fall 2014 TCTF Distribution

\$ 4,053,134

***Note: Due to state-wide conversion from SAAS to MAGIC, data is unavailable at the time of this report.**