

## Adult Cigarette Smoking in Mississippi Fact Sheet Results from the 2021 Mississippi Behavioral Risk Factor Surveillance System

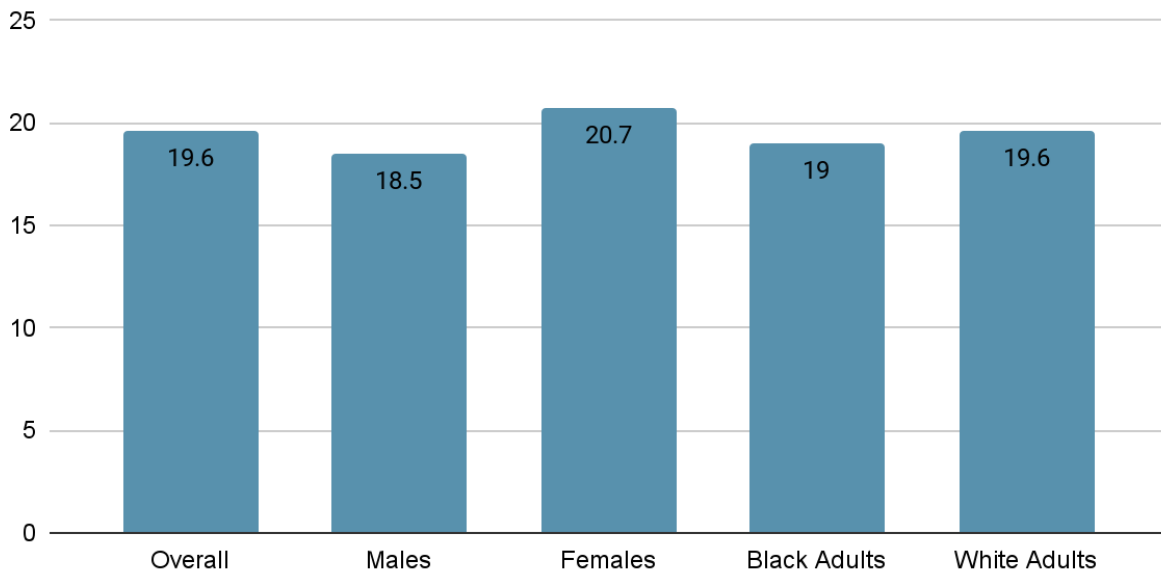
The Mississippi Behavioral Risk Factor Surveillance System (BRFSS) is a state-based surveillance that was developed and conducted in order to monitor state-level prevalence of behaviors (including cigarette smoking) that contribute to the leading causes of morbidity and mortality among adults. The 2021 Mississippi BRFSS was completed by 4,421 Mississippians aged 18 years or older.

### Current cigarette smoking among Mississippi adults

The percentage of Mississippi adults who reported current cigarette use was (Figure 1):

- 19.6% overall
- 20.7% among females and 18.5% among males
- 19.0% among black adults and 19.6% among white adults

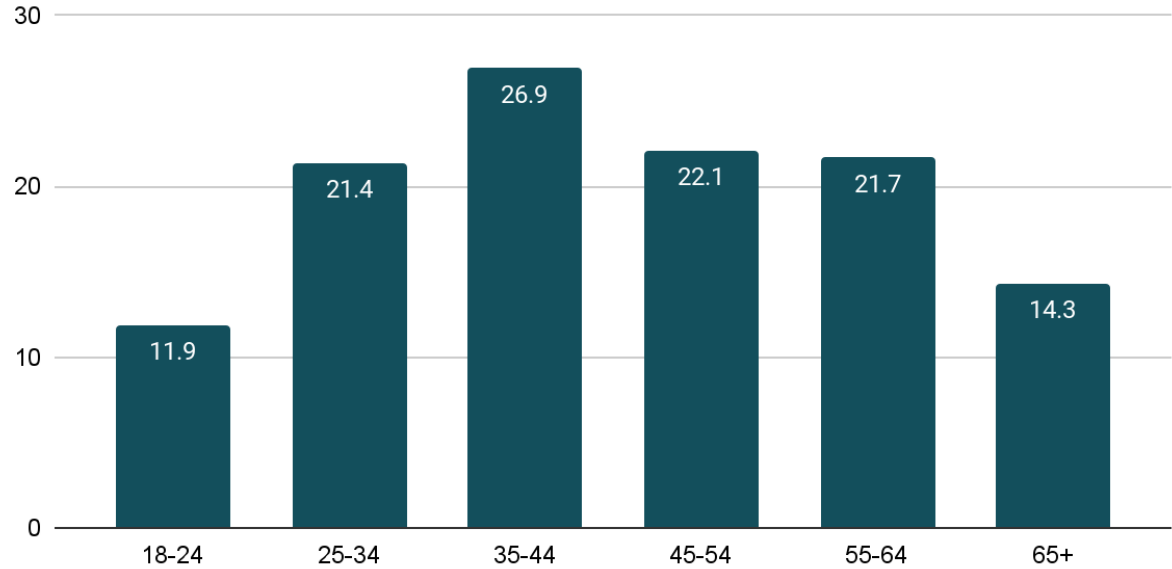
Figure 1. Percent of current cigarette smoking among Mississippi adults, 2021 BRFSS



## Current cigarette smoking among Mississippi adults by age group

The percentage of Mississippi adults who reported current cigarette smoking was significantly lower among those 65 years or older compared to age groups 35 to 44, 45 to 54, and 55 to 64 (Figure 2). Note that adults younger than 35 years of age are part of an age cohort which experienced statewide tobacco prevention programs during adolescence.

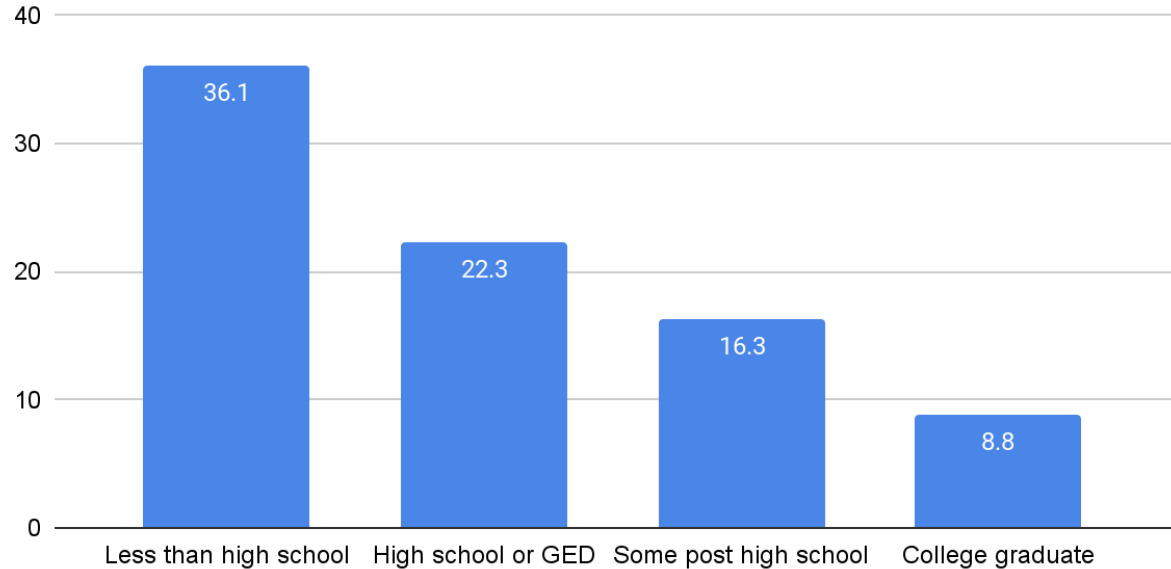
Figure 2. Percent of current cigarette smoking among Mississippi adults by age group, 2021 BRFSS



### Current cigarette smoking among Mississippi adults by education level

The percentage of Mississippi adults who reported current cigarette smoking was significantly higher among those with less than high school compared to other levels of education and significantly lower among college graduates (Figure 3).

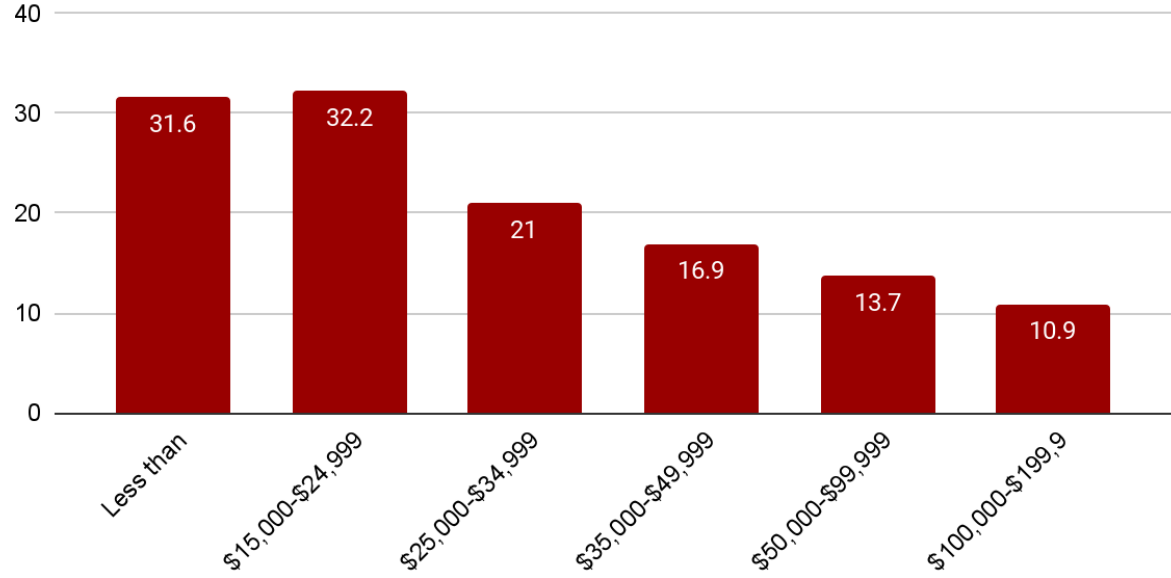
Figure 3. Percent of current cigarette smoking among Mississippi adults by education level, 2021 BRFSS



# Current cigarette smoking among Mississippi adults by household income

The percentage of Mississippi adults who reported current cigarette smoking was significantly higher among those with a household income less than \$15,000 and \$15,000 to \$24,999 compared to those with income higher than \$35,000 (Figure 4).

Figure 4. Percent of current cigarette smoking among Mississippi adults by household income, 2021 BRFSS



# Current cigarette smoking among Mississippi adults, 2011 to 2021

The percentage of Mississippi adults who reported current cigarette smoking declined significantly from 2011 to 2021 (Figure 5).

Figure 5. Percent of current cigarette smoking among Mississippi adults, 2011 to 2021 BRFSS

