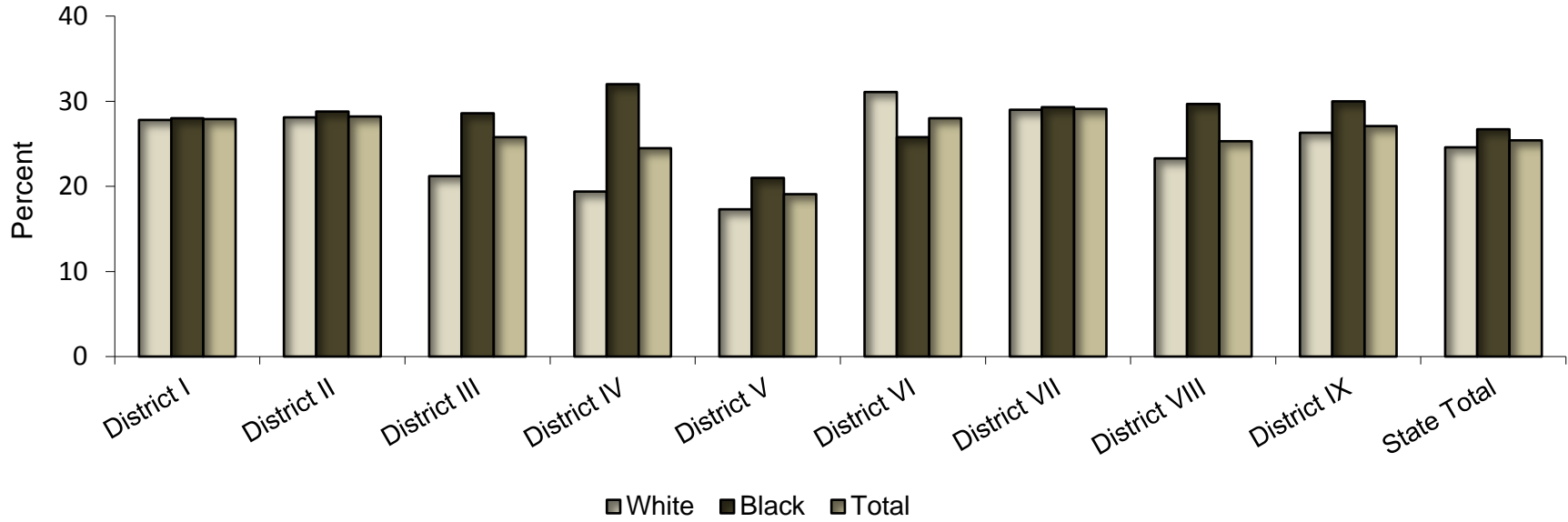


**2017 Public Health District Report for Mississippi
Behavioral Risk Factor Surveillance System Survey
September 4, 2018**



MISSISSIPPI STATE DEPARTMENT OF HEALTH

General Health Fair or Poor

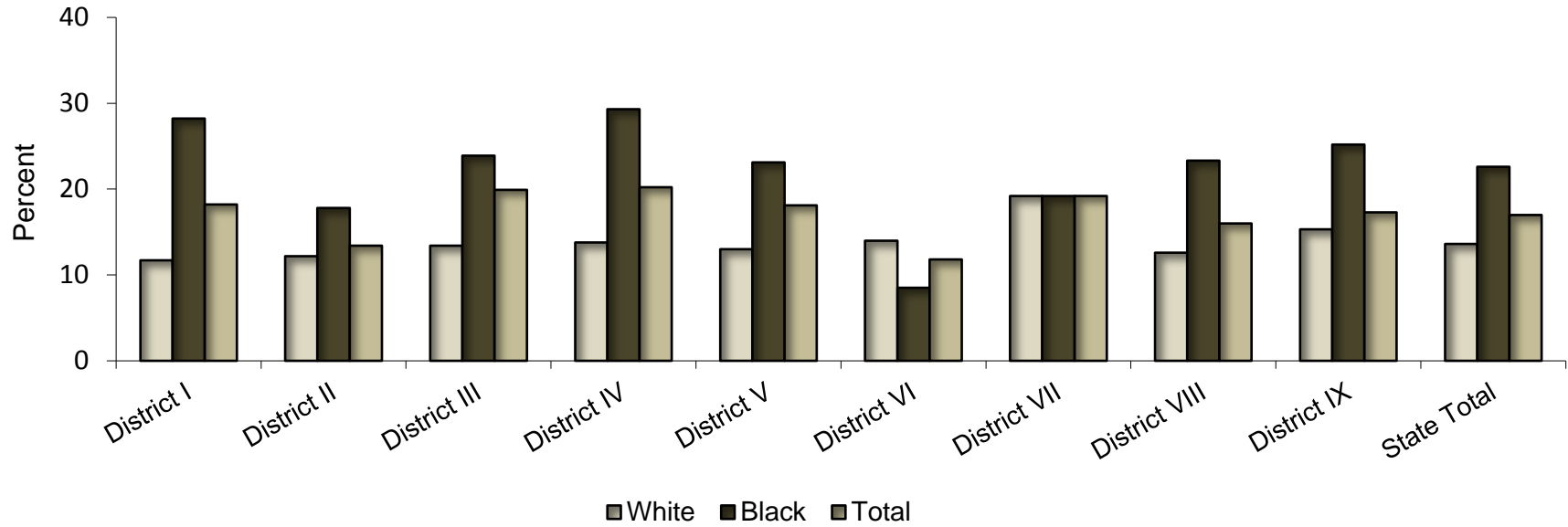


General Health Fair or Poor

	District I	District II	District III	District IV	District V	District VI	District VII	District VIII	District IX	State Total
White	27.8	28.1	21.2	19.4	17.3	31.1	29.0	23.3	26.3	24.6
Black	28.0	28.8	28.6	32.0	21.0	25.8	29.3	29.7	30.0	26.7
Total	27.9	28.2	25.8	24.5	19.1	28.0	29.1	25.3	27.1	25.4

Source: Mississippi Behavioral Risk Factor Surveillance Survey, 2017

No Health Care Coverage

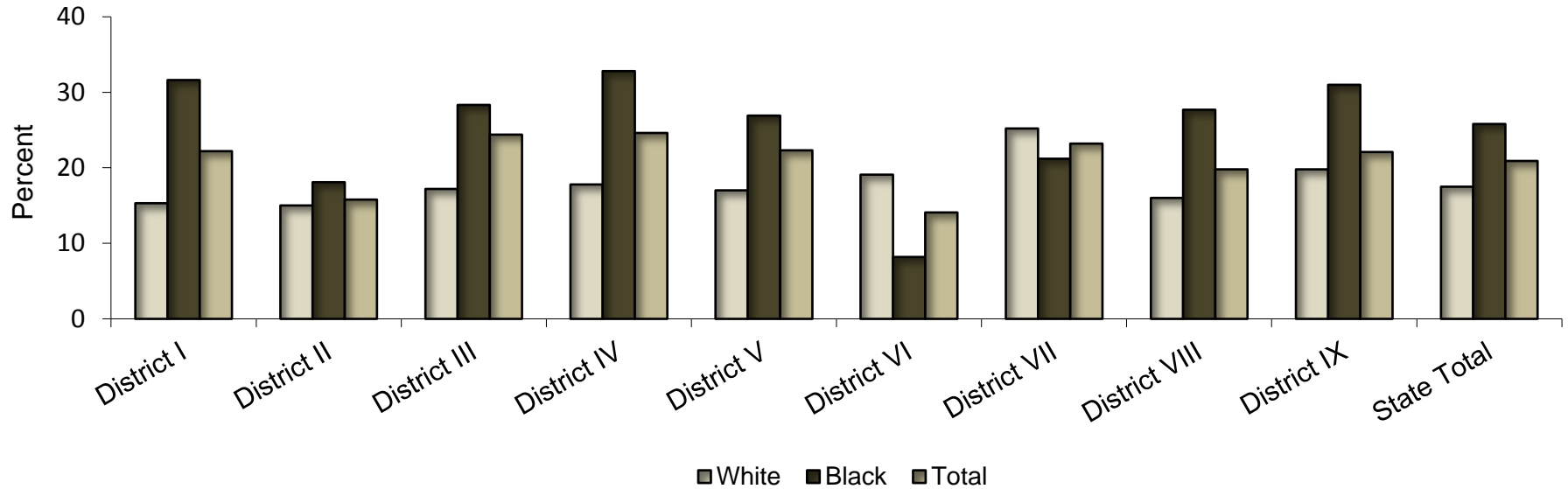


No Health Care Coverage

	District I	District II	District III	District IV	District V	District VI	District VII	District VIII	District IX	State Total
White	11.7	12.2	13.4	13.8	13.0	14.0	19.2	12.6	15.3	13.6
Black	28.2	17.8	23.9	29.3	23.1	8.5	19.2	23.3	25.2	22.6
Total	18.2	13.4	19.9	20.2	18.1	11.8	19.2	16.0	17.3	17.0

Source: Mississippi Behavioral Risk Factor Surveillance Survey, 2017

No Health Care Coverage (Age 18-64)

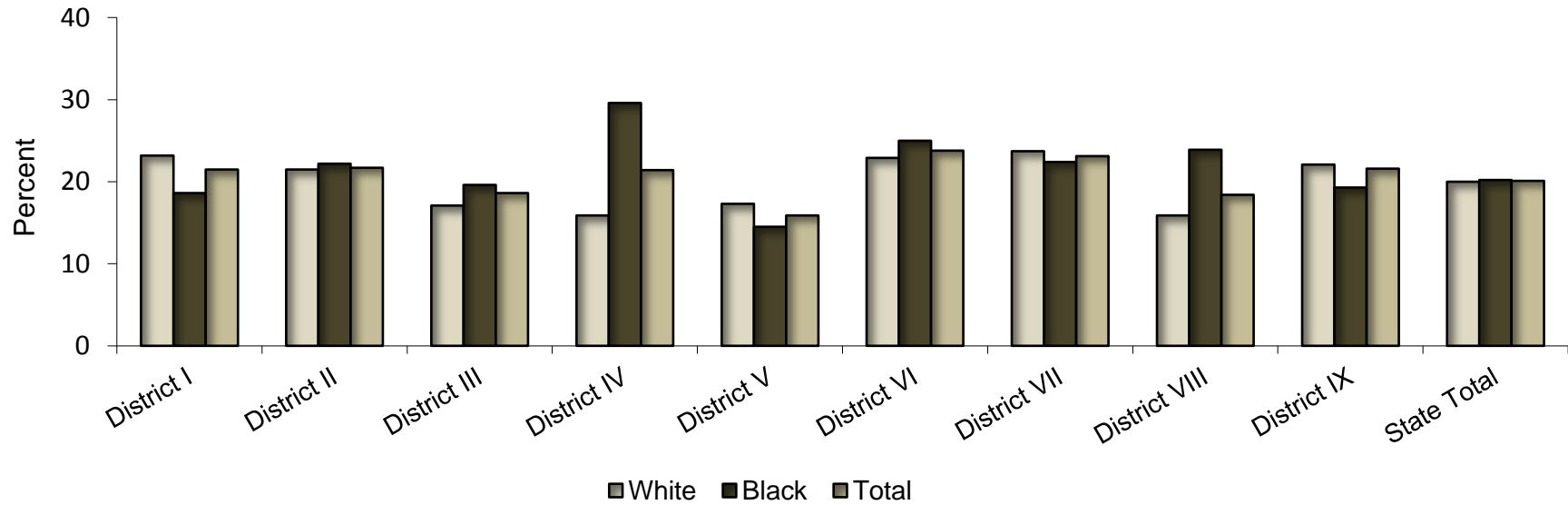


No Health Care Coverage (Age 18 - 64)

	District I	District II	District III	District IV	District V	District VI	District VII	District VIII	District IX	State Total
White	15.3	15.0	17.2	17.8	17.0	19.1	25.2	16.0	19.8	17.5
Black	31.6	18.1	28.3	32.8	26.9	8.2	21.2	27.7	31.0	25.8
Total	22.2	15.8	24.4	24.6	22.3	14.1	23.2	19.8	22.1	20.9

Source: Mississippi Behavioral Risk Factor Surveillance Survey, 2017

Physical Health Not Good For More Than 7 Days In Past Month

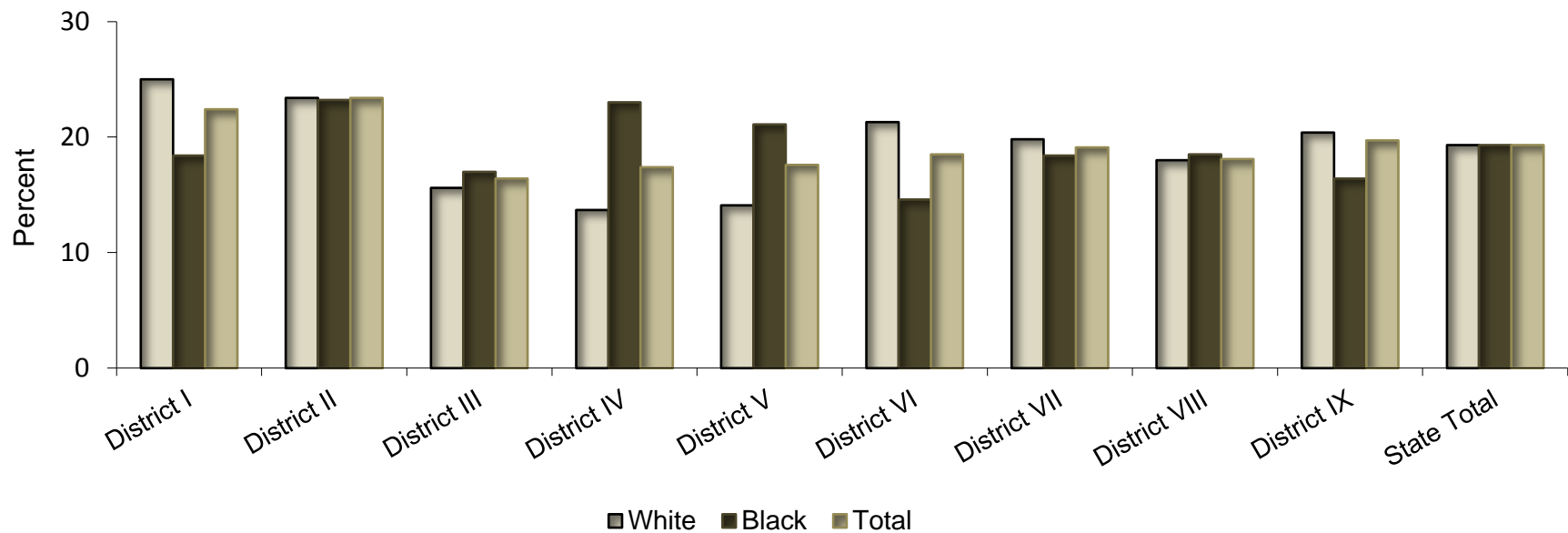


Physical Health Not Good For More than 7 Days in Past Month

	District I	District II	District III	District IV	District V	District VI	District VII	District VIII	District IX	State Total
White	23.2	21.5	17.1	15.9	17.3	22.9	23.7	15.9	22.1	20.0
Black	18.6	22.2	19.6	29.6	14.5	25.0	22.4	23.9	19.3	20.2
Total	21.5	21.7	18.6	21.4	15.9	23.8	23.1	18.4	21.6	20.1

Source: Mississippi Behavioral Risk Factor Surveillance Survey, 2017

Mental Health Not Good For More than 7 Days In Past Month

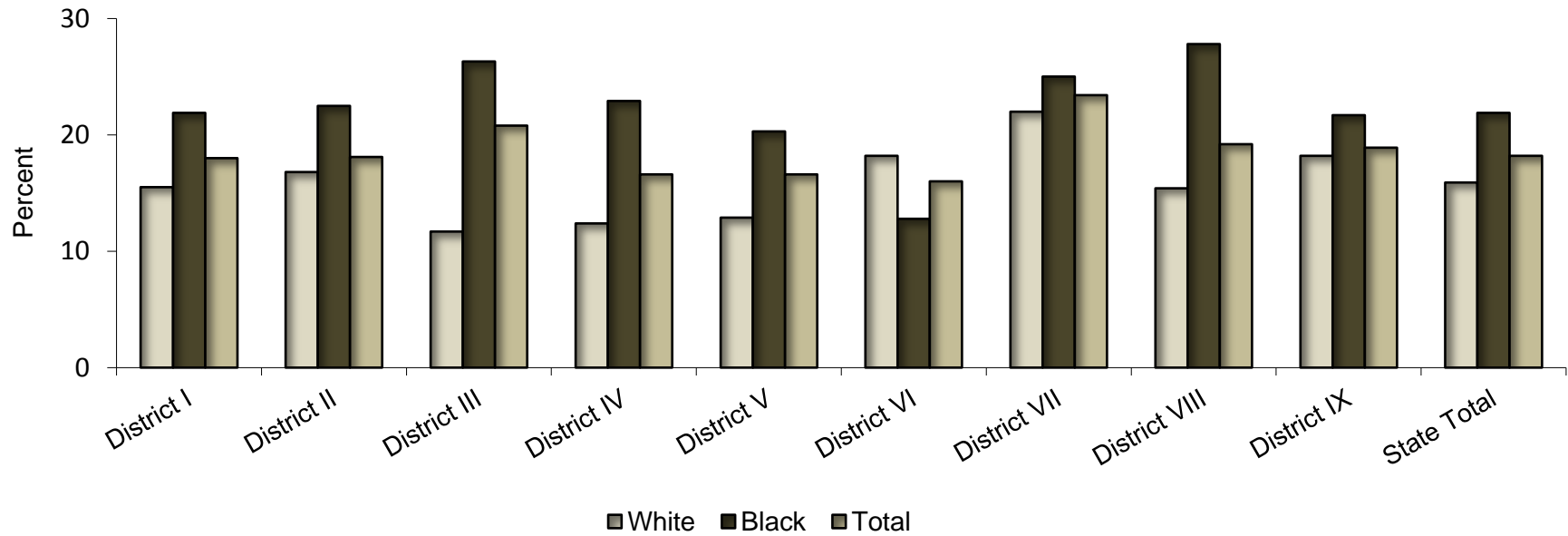


Mental Health Not Good For More than 7 Days in Past Month

	District I	District II	District III	District IV	District V	District VI	District VII	District VIII	District IX	State Total
White	25.0	23.4	15.6	13.7	14.1	21.3	19.8	18.0	20.4	19.3
Black	18.4	23.2	17.0	23.0	21.1	14.6	18.4	18.5	16.4	19.3
Total	22.4	23.4	16.4	17.4	17.6	18.5	19.1	18.1	19.7	19.3

Source: Mississippi Behavioral Risk Factor Surveillance Survey, 2017

Unable to See a Doctor in Past 12 Months Because of Cost

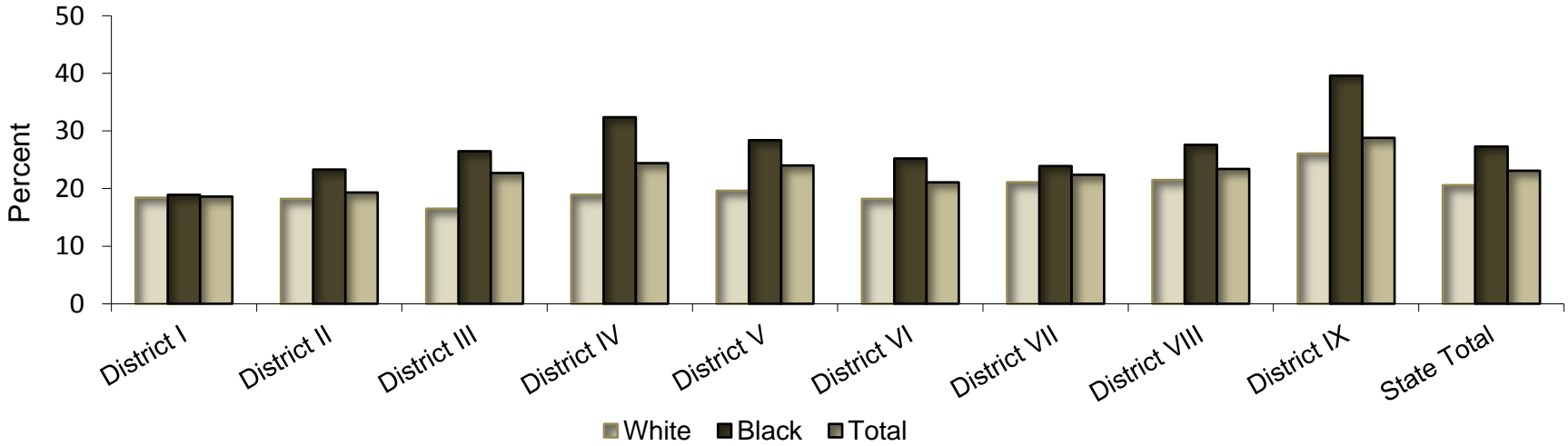


Unable to See a Doctor in Past 12 Months Because of Cost

	District I	District II	District III	District IV	District V	District VI	District VII	District VIII	District IX	State Total
White	15.5	16.8	11.7	12.4	12.9	18.2	22.0	15.4	18.2	15.9
Black	21.9	22.5	26.3	22.9	20.3	12.8	25.0	27.8	21.7	21.9
Total	18.0	18.1	20.8	16.6	16.6	16.0	23.4	19.2	18.9	18.2

Source: Mississippi Behavioral Risk Factor Surveillance Survey, 2017

No Personal Doctor

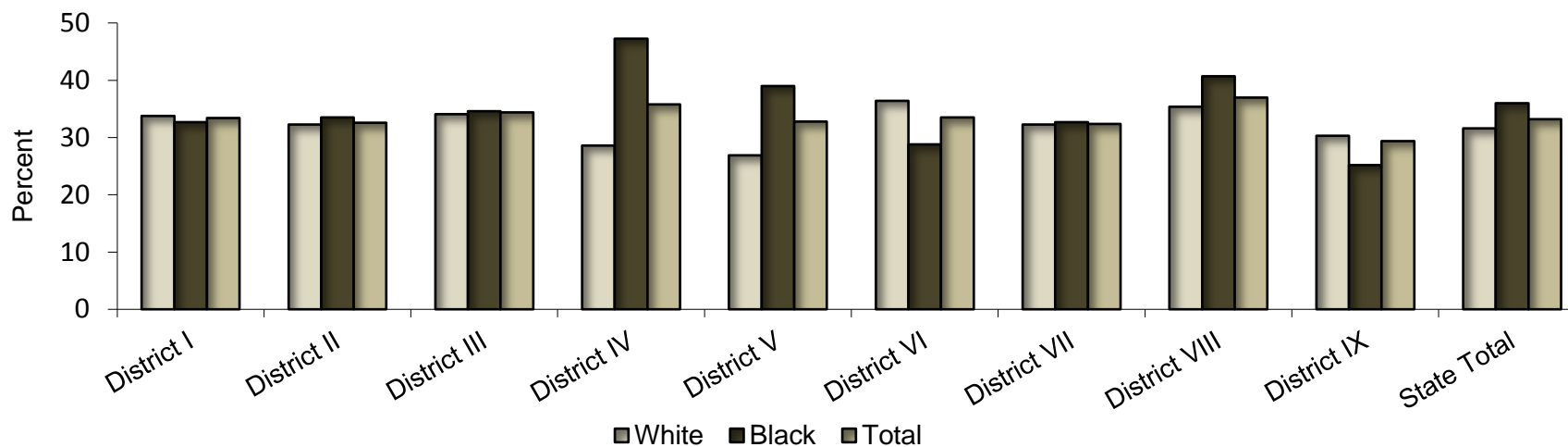


No Personal Doctor

	District I	District II	District III	District IV	District V	District VI	District VII	District VIII	District IX	State Total
White	18.4	18.2	16.5	18.9	19.6	18.2	21.1	21.5	26.1	20.6
Black	18.9	23.3	26.5	32.4	28.4	25.2	23.9	27.6	39.6	27.3
Total	18.6	19.3	22.7	24.4	24.0	21.1	22.4	23.4	28.8	23.1

Source: Mississippi Behavioral Risk Factor Surveillance Survey, 2017

No Exercise in Past 30 Days

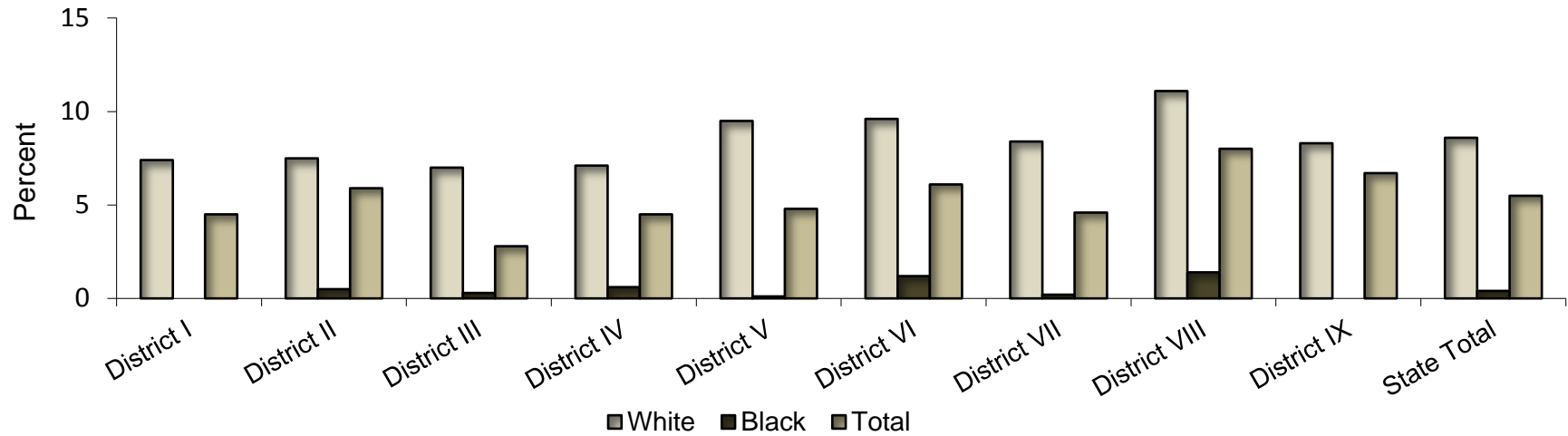


No Exercise in Past 30 Days

	District I	District II	District III	District IV	District V	District VI	District VII	District VIII	District IX	State Total
White	33.8	32.3	34.1	28.6	26.9	36.4	32.3	35.4	30.3	31.6
Black	32.7	33.5	34.6	47.3	39.0	28.8	32.7	40.7	25.2	36.0
Total	33.4	32.6	34.4	35.8	32.8	33.5	32.4	37.0	29.4	33.2

Source: Mississippi Behavioral Risk Factor Surveillance Survey, 2017

Diagnosed With Skin Cancer

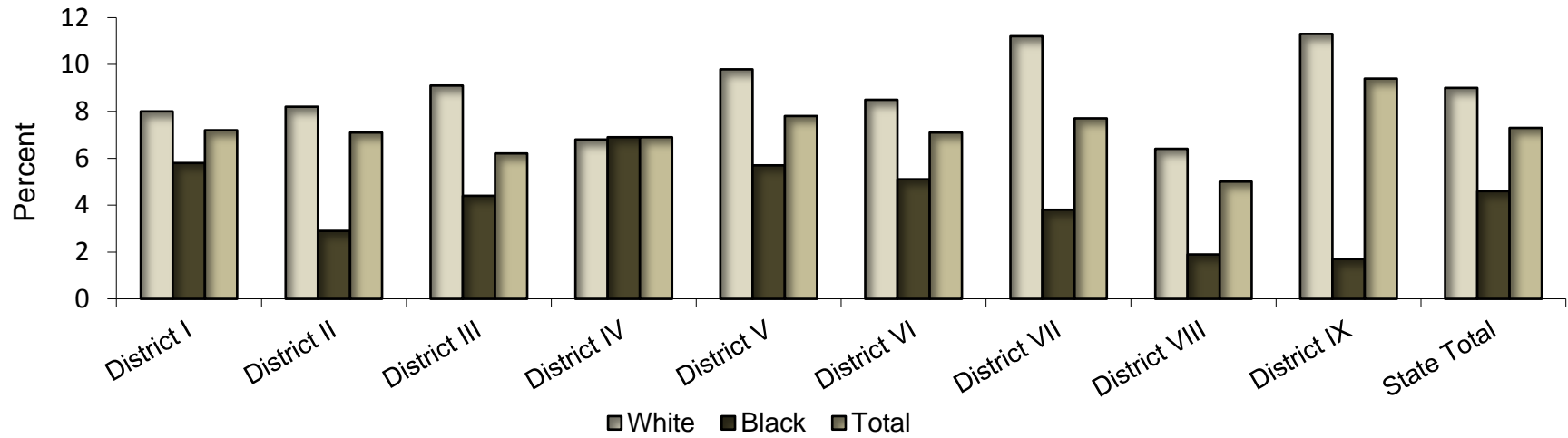


Ever Diagnosed With Skin Cancer

	District I	District II	District III	District IV	District V	District VI	District VII	District VIII	District IX	State Total
White	7.4	7.5	7.0	7.1	9.5	9.6	8.4	11.1	8.3	8.6
Black	0.0	0.5	0.3	0.6	0.1	1.2	0.2	1.4	0.0	0.4
Total	4.5	5.9	2.8	4.5	4.8	6.1	4.6	8.0	6.7	5.5

Source: Mississippi Behavioral Risk Factor Surveillance Survey, 2017

Diagnosed With Other Cancer

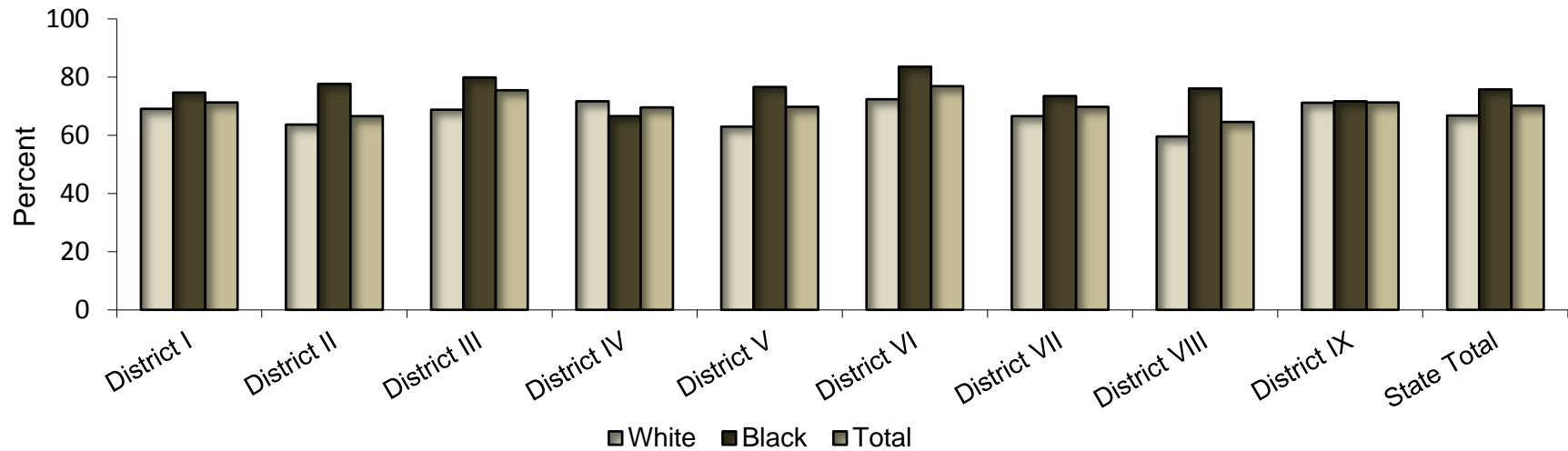


Diagnosed With Other Cancer

	District I	District II	District III	District IV	District V	District VI	District VII	District VIII	District IX	State Total
White	8.0	8.2	9.1	6.8	9.8	8.5	11.2	6.4	11.3	9.0
Black	5.8	2.9	4.4	6.9	5.7	5.1	3.8	1.9	1.7	4.6
Total	7.2	7.1	6.2	6.9	7.8	7.1	7.7	5.0	9.4	7.3

Source: Mississippi Behavioral Risk Factor Surveillance Survey, 2017

Overweight or Obese

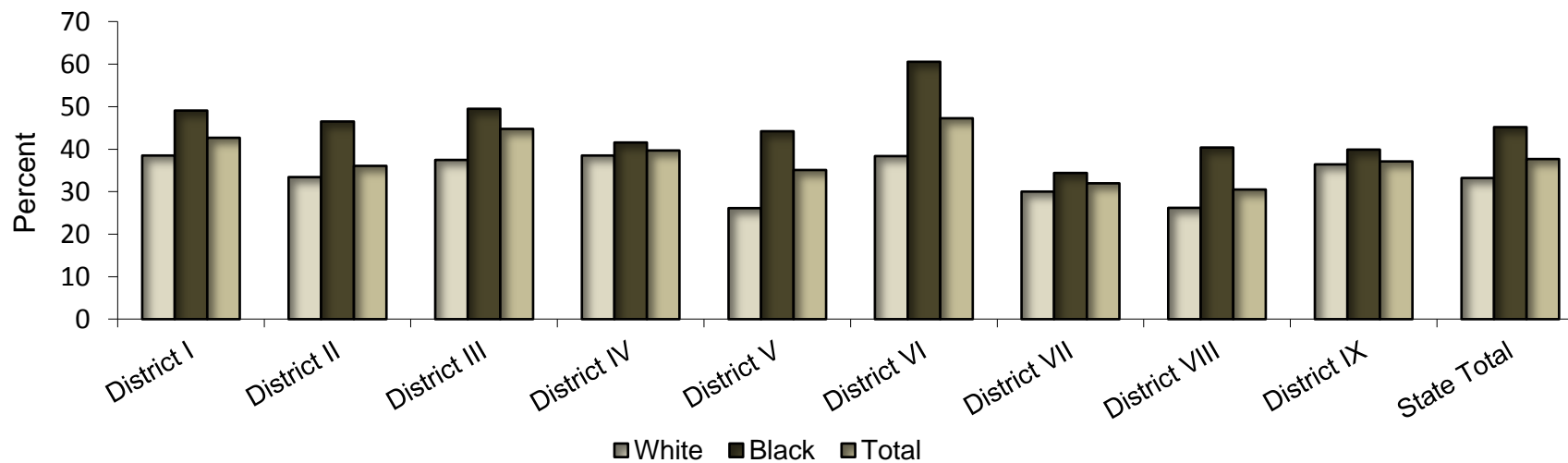


At Risk Because of Being Overweight or Obese

	District I	District II	District III	District IV	District V	District VI	District VII	District VIII	District IX	State Total
White	69.1	63.7	68.8	71.7	63.0	72.4	66.6	59.6	71.2	66.8
Black	74.7	77.7	79.9	66.6	76.6	83.6	73.5	76.1	71.7	75.8
Total	71.3	66.6	75.5	69.6	69.8	76.9	69.8	64.6	71.3	70.2

Source: Mississippi Behavioral Risk Factor Surveillance Survey, 2017

Obese

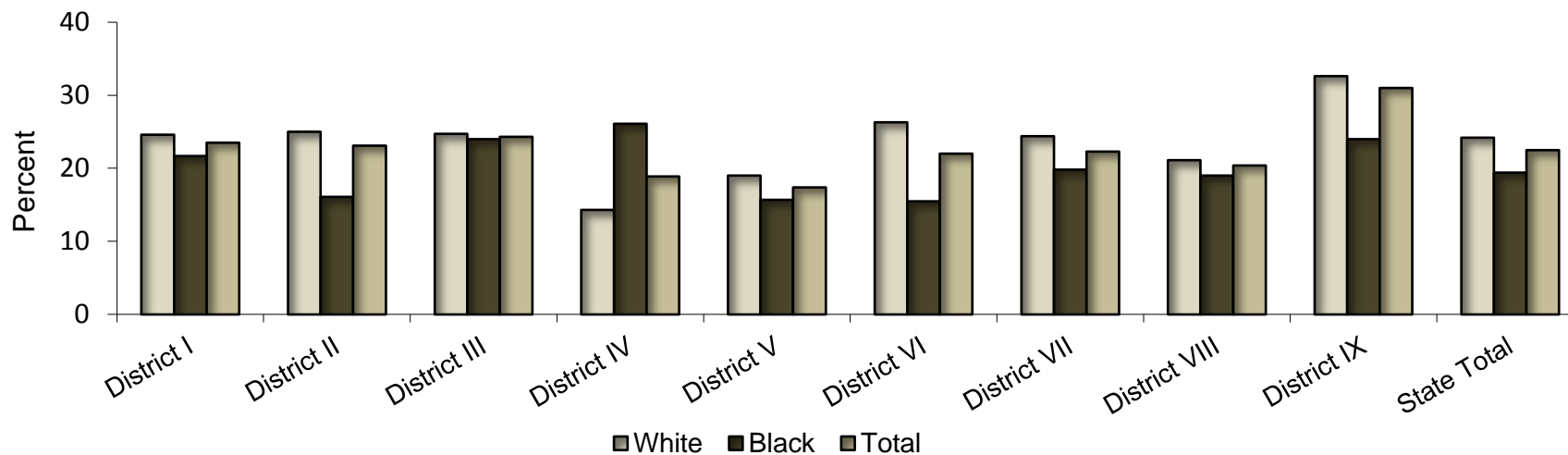


At Risk Because of Being Obese

	District I	District II	District III	District IV	District V	District VI	District VII	District VIII	District IX	State Total
White	38.5	33.4	37.5	38.5	26.1	38.4	30.0	26.2	36.4	33.2
Black	49.1	46.5	49.5	41.6	44.2	60.6	34.4	40.4	39.9	45.2
Total	42.7	36.1	44.8	39.7	35.1	47.3	32.0	30.5	37.1	37.7

Source: Mississippi Behavioral Risk Factor Surveillance Survey, 2017

Current Smoker

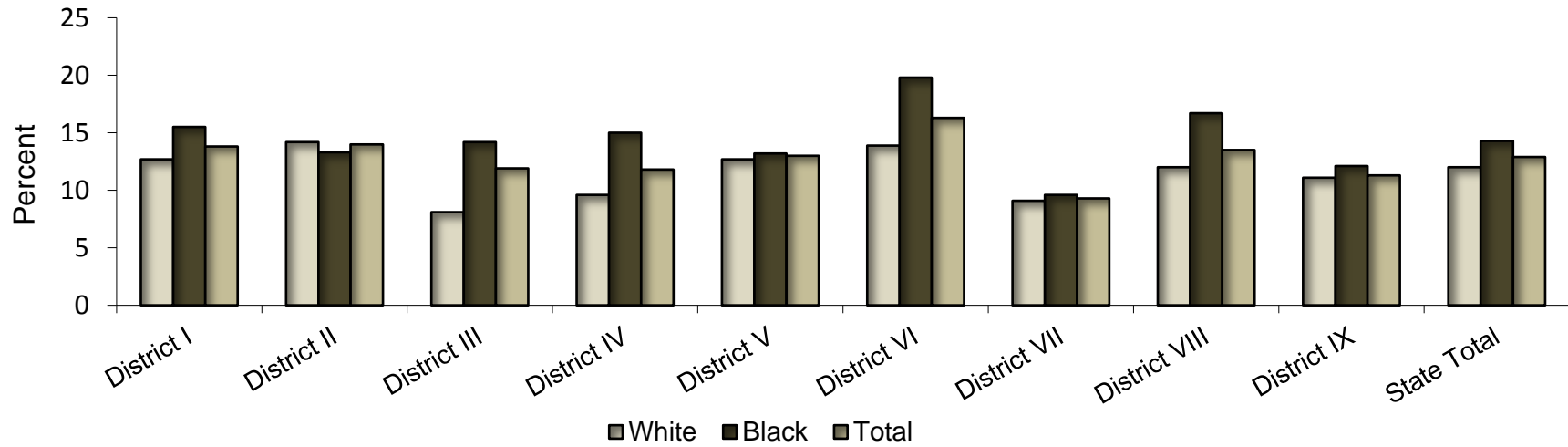


Current Smoker

	District I	District II	District III	District IV	District V	District VI	District VII	District VIII	District IX	State Total
White	24.6	25.0	24.7	14.3	19.0	26.3	24.4	21.1	32.6	24.2
Black	21.7	16.1	24.0	26.1	15.7	15.5	19.8	19.0	24.0	19.4
Total	23.5	23.1	24.3	18.9	17.4	22.0	22.3	20.4	31.0	22.5

Source: Mississippi Behavioral Risk Factor Surveillance Survey, 2017

Ever Had Asthma

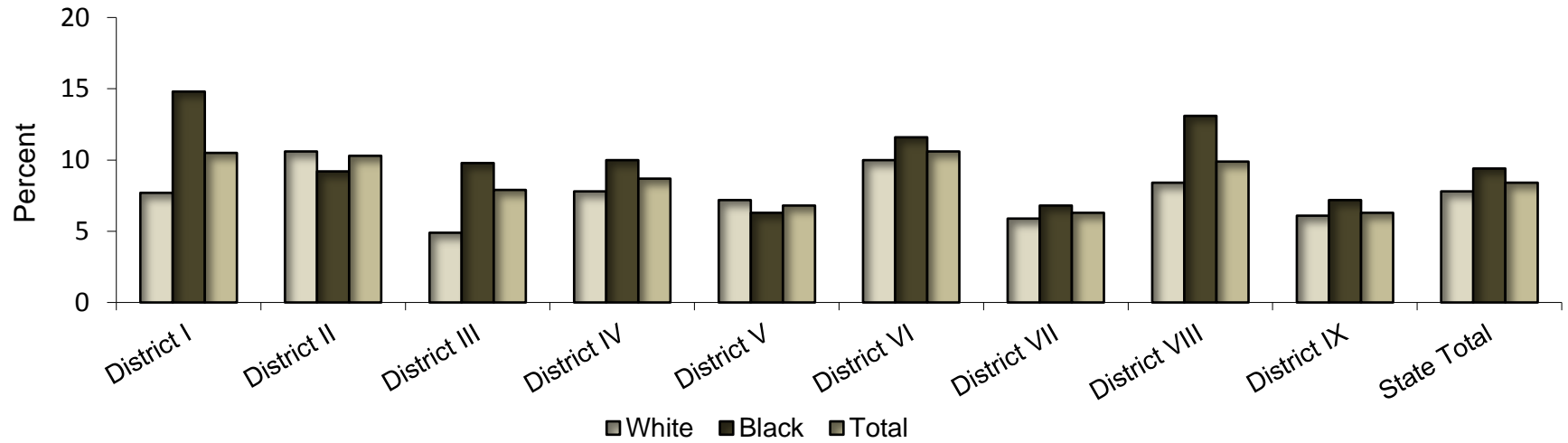


Ever Had Asthma

	District I	District II	District III	District IV	District V	District VI	District VII	District VIII	District IX	State Total
White	12.7	14.2	8.1	9.6	12.7	13.9	9.1	12.0	11.1	12.0
Black	15.5	13.3	14.2	15.0	13.2	19.8	9.6	16.7	12.1	14.3
Total	13.8	14.0	11.9	11.8	13.0	16.3	9.3	13.5	11.3	12.9

Source: Mississippi Behavioral Risk Factor Surveillance Survey, 2017

Presently Have Asthma

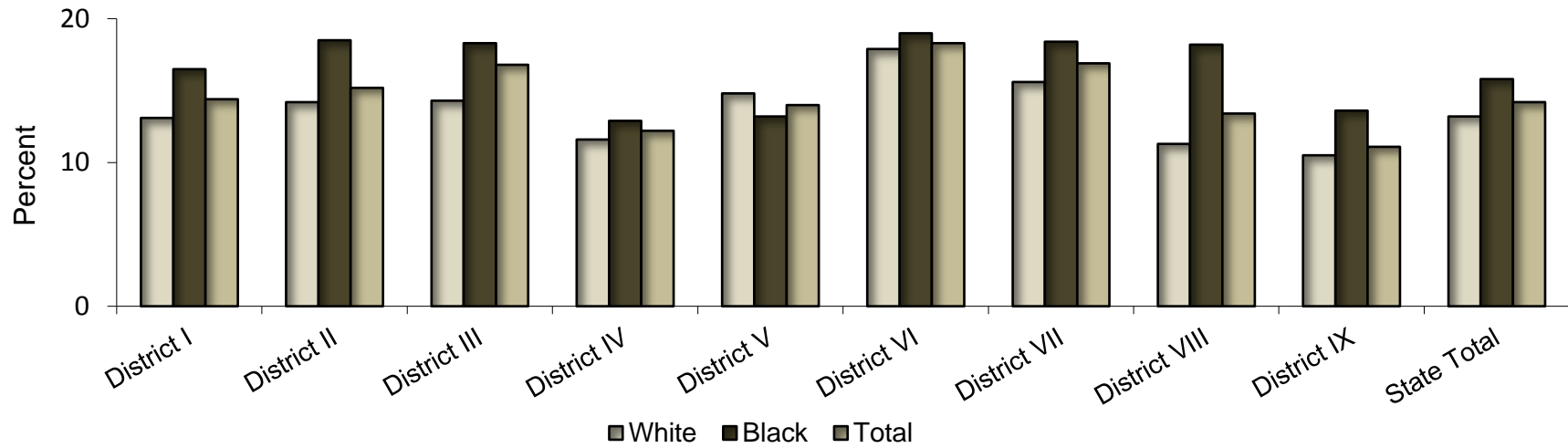


Presently Have Asthma

	District I	District II	District III	District IV	District V	District VI	District VII	District VIII	District IX	State Total
White	7.7	10.6	4.9	7.8	7.2	10.0	5.9	8.4	6.1	7.8
Black	14.8	9.2	9.8	10.0	6.3	11.6	6.8	13.1	7.2	9.4
Total	10.5	10.3	7.9	8.7	6.8	10.6	6.3	9.9	6.3	8.4

Source: Mississippi Behavioral Risk Factor Surveillance Survey, 2017

Ever Diagnosed With Diabetes

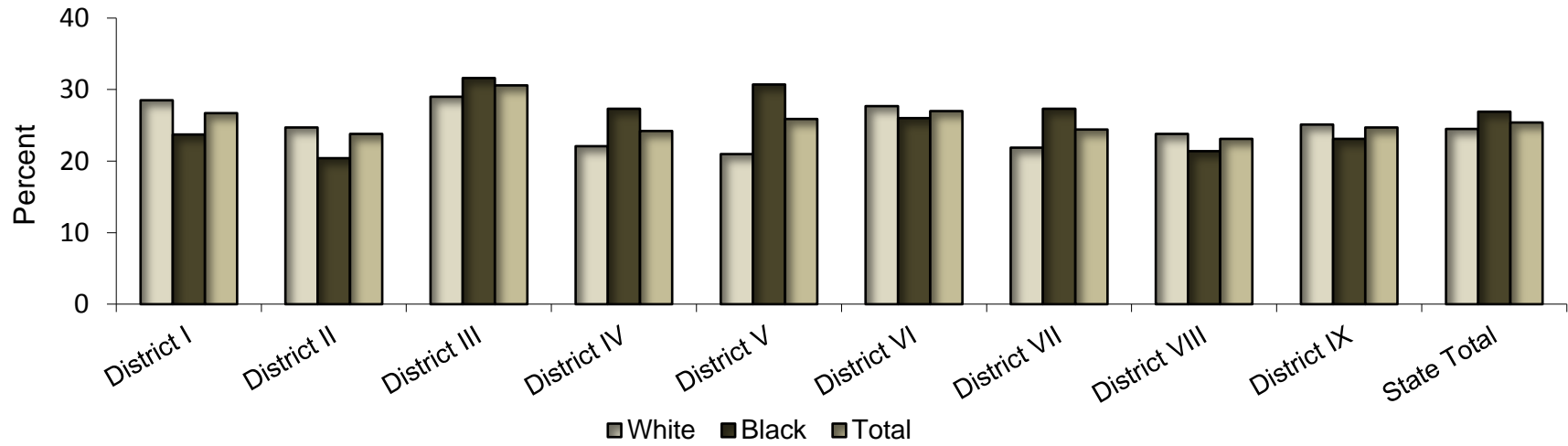


Ever Diagnosed With Diabetes

	District I	District II	District III	District IV	District V	District VI	District VII	District VIII	District IX	State Total
White	13.1	14.2	14.3	11.6	14.8	17.9	15.6	11.3	10.5	13.2
Black	16.5	18.5	18.3	12.9	13.2	19.0	18.4	18.2	13.6	15.8
Total	14.4	15.2	16.8	12.2	14.0	18.3	16.9	13.4	11.1	14.2

Source: Mississippi Behavioral Risk Factor Surveillance Survey, 2017

At Risk for Diabetes

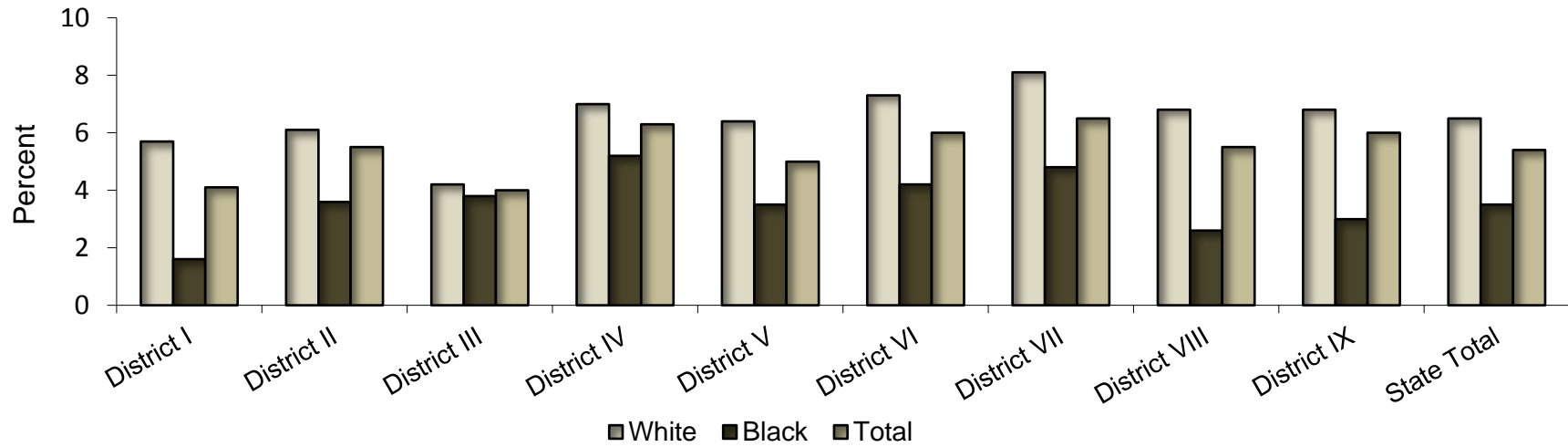


At Risk for Diabetes

	District I	District II	District III	District IV	District V	District VI	District VII	District VIII	District IX	State Total
White	28.5	24.7	29.0	22.1	21.0	27.7	21.9	23.8	25.1	24.5
Black	23.7	20.4	31.6	27.3	30.7	26.0	27.3	21.4	23.1	26.9
Total	26.7	23.8	30.6	24.2	25.9	27.0	24.4	23.1	24.7	25.4

Source: Mississippi Behavioral Risk Factor Surveillance Survey, 2017

Ever Diagnosed With A Heart Attack

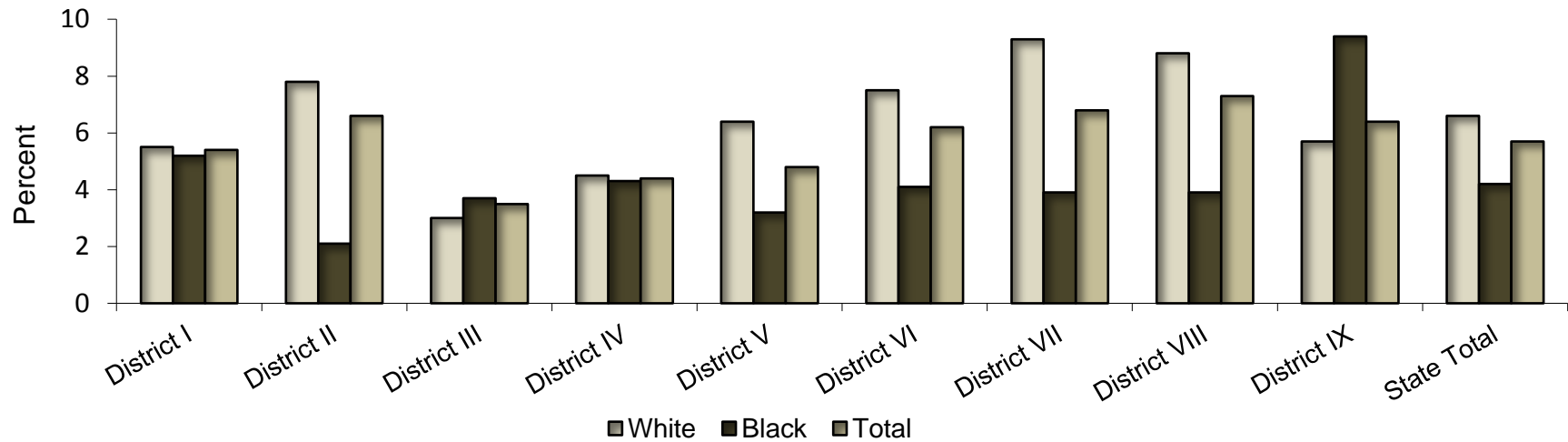


Ever Diagnosed With A Heart Attack

	District I	District II	District III	District IV	District V	District VI	District VII	District VIII	District IX	State Total
White	5.7	6.1	4.2	7.0	6.4	7.3	8.1	6.8	6.8	6.5
Black	1.6	3.6	3.8	5.2	3.5	4.2	4.8	2.6	3.0	3.5
Total	4.1	5.5	4.0	6.3	5.0	6.0	6.5	5.5	6.0	5.4

Source: Mississippi Behavioral Risk Factor Surveillance Survey, 2017

Ever Diagnosed With Coronary Heart Disease

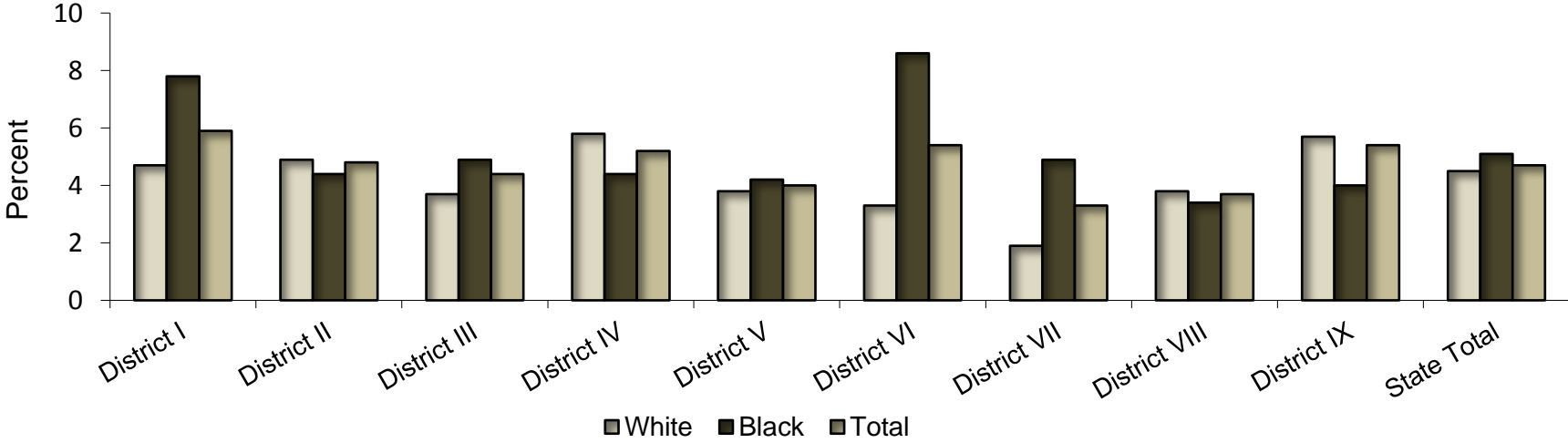


Ever Diagnosed With Coronary Heart Disease

	District I	District II	District III	District IV	District V	District VI	District VII	District VIII	District IX	State Total
White	5.5	7.8	3.0	4.5	6.4	7.5	9.3	8.8	5.7	6.6
Black	5.2	2.1	3.7	4.3	3.2	4.1	3.9	3.9	9.4	4.2
Total	5.4	6.6	3.5	4.4	4.8	6.2	6.8	7.3	6.4	5.7

Source: Mississippi Behavioral Risk Factor Surveillance Survey, 2017

Ever Diagnosed With a Stroke

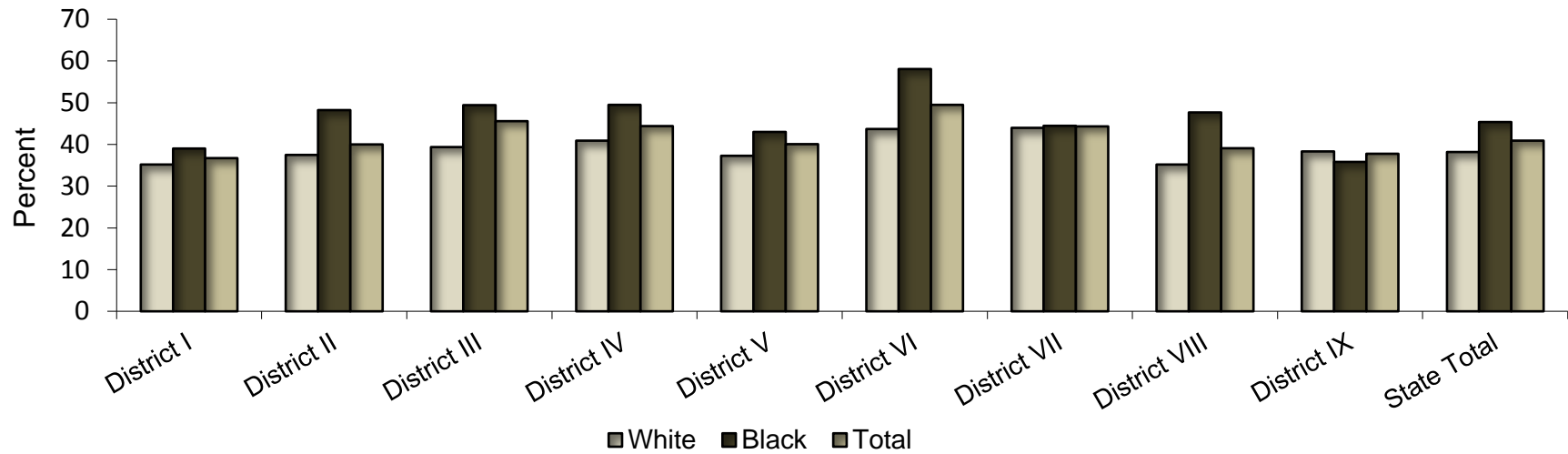


Ever Diagnosed With A Stroke

	District I	District II	District III	District IV	District V	District VI	District VII	District VIII	District IX	State Total
White	4.7	4.9	3.7	5.8	3.8	3.3	1.9	3.8	5.7	4.5
Black	7.8	4.4	4.9	4.4	4.2	8.6	4.9	3.4	4.0	5.1
Total	5.9	4.8	4.4	5.2	4.0	5.4	3.3	3.7	5.4	4.7

Source: Mississippi Behavioral Risk Factor Surveillance Survey, 2017

Ever Told That Blood Pressure is High

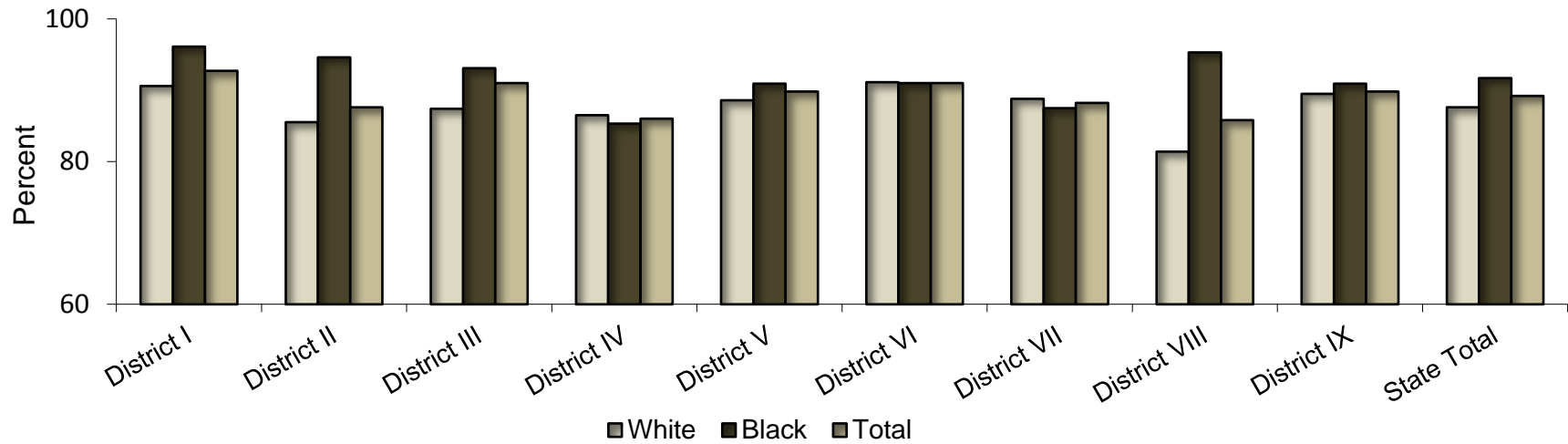


Ever Told Blood That Pressure is High

	District I	District II	District III	District IV	District V	District VI	District VII	District VIII	District IX	State Total
White	35.2	37.5	39.4	40.9	37.3	43.7	44.0	35.2	38.3	38.2
Black	39.0	48.2	49.4	49.5	43.0	58.1	44.5	47.7	35.8	45.4
Total	36.7	40.0	45.6	44.4	40.1	49.5	44.3	39.1	37.8	40.9

Source: Mississippi Behavioral Risk Factor Surveillance Survey, 2017

Ever Had Cholesterol Checked

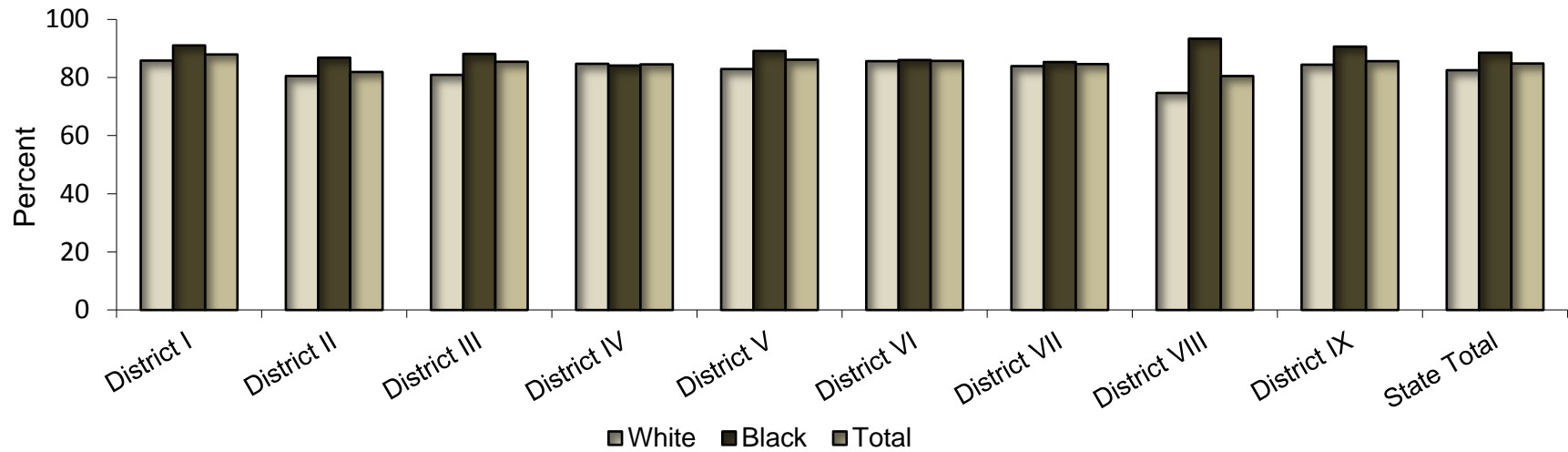


Ever Had Cholesterol Checked

	District I	District II	District III	District IV	District V	District VI	District VII	District VIII	District IX	State Total
White	90.6	85.5	87.4	86.5	88.6	91.1	88.8	81.4	89.5	87.6
Black	96.1	94.6	93.1	85.3	90.9	91.0	87.5	95.3	90.9	91.7
Total	92.7	87.6	91.0	86.0	89.8	91.0	88.2	85.8	89.8	89.2

Source: Mississippi Behavioral Risk Factor Surveillance Survey, 2017

Cholesterol Checked in Past Five Years

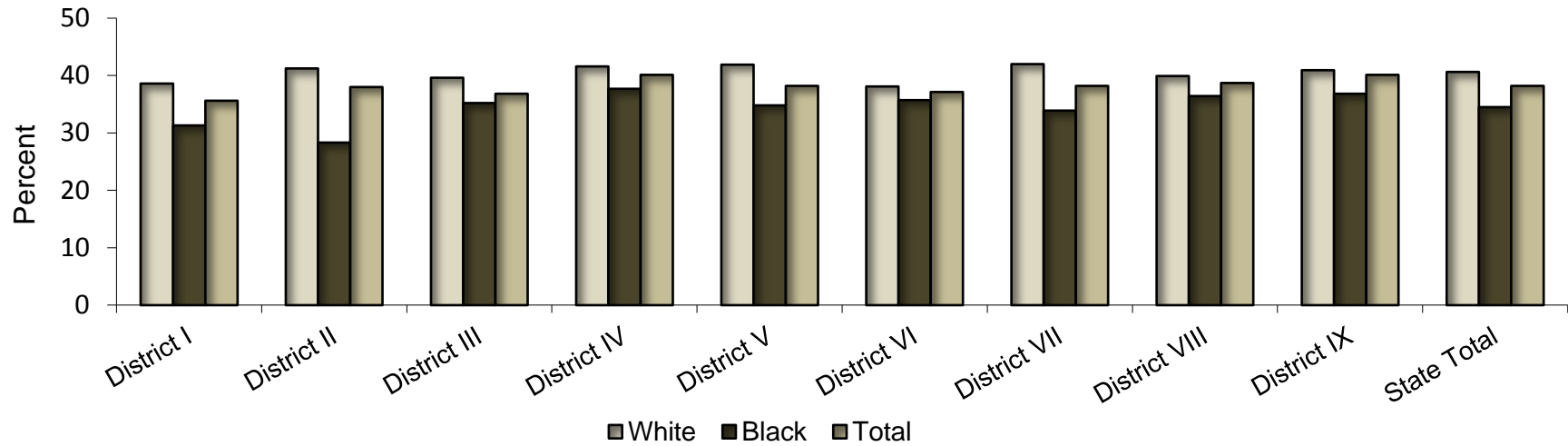


Cholesterol Checked in Past Five Years

	District I	District II	District III	District IV	District V	District VI	District VII	District VIII	District IX	State Total
White	85.8	80.5	80.9	84.7	82.9	85.6	83.9	74.7	84.4	82.5
Black	91.0	86.8	88.1	84.1	89.1	86.0	85.3	93.3	90.6	88.5
Total	87.9	81.9	85.4	84.5	86.1	85.7	84.6	80.5	85.6	84.8

Source: Mississippi Behavioral Risk Factor Surveillance Survey, 2017

Ever Told That Cholesterol is High



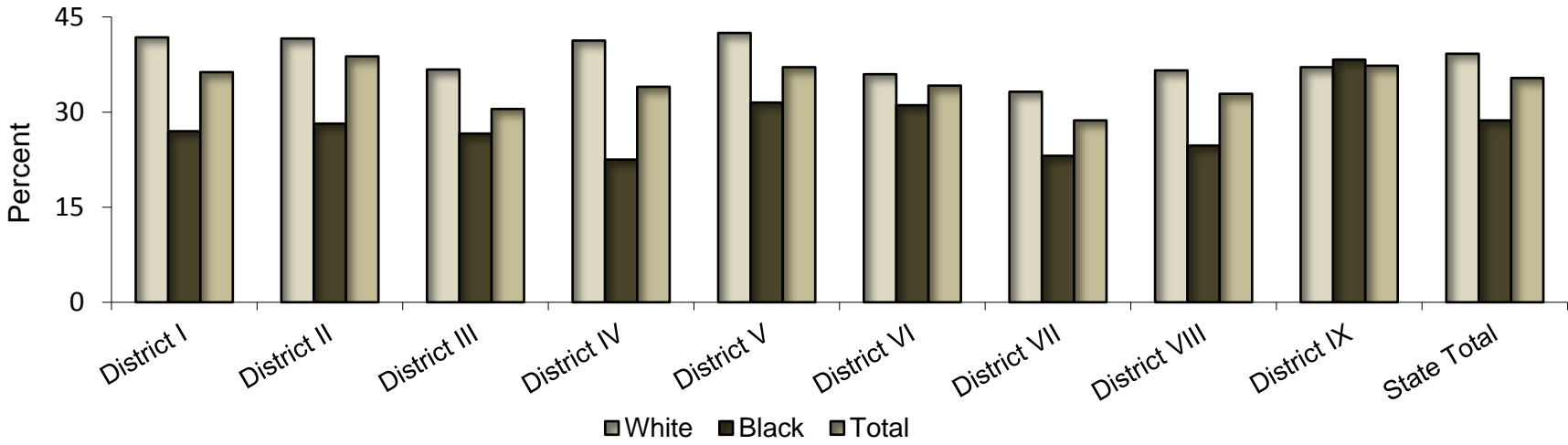
Ever Told That Cholesterol is High

	District I	District II	District III	District IV	District V	District VI	District VII	District VIII	District IX	State Total
White	38.6	41.2	39.6	41.6	41.9	38.1	42.0	39.9	40.9	40.6
Black	31.3	28.3	35.2	37.7	34.8	35.7	33.9	36.4	36.8	34.5
Total	35.6	38.0	36.8	40.1	38.2	37.1	38.2	38.7	40.1	38.2

Source: Mississippi Behavioral Risk Factor Surveillance Survey, 2017

Note: Denominator is those who have ever had cholesterol checked.

Flu Shot in Past 12 Months

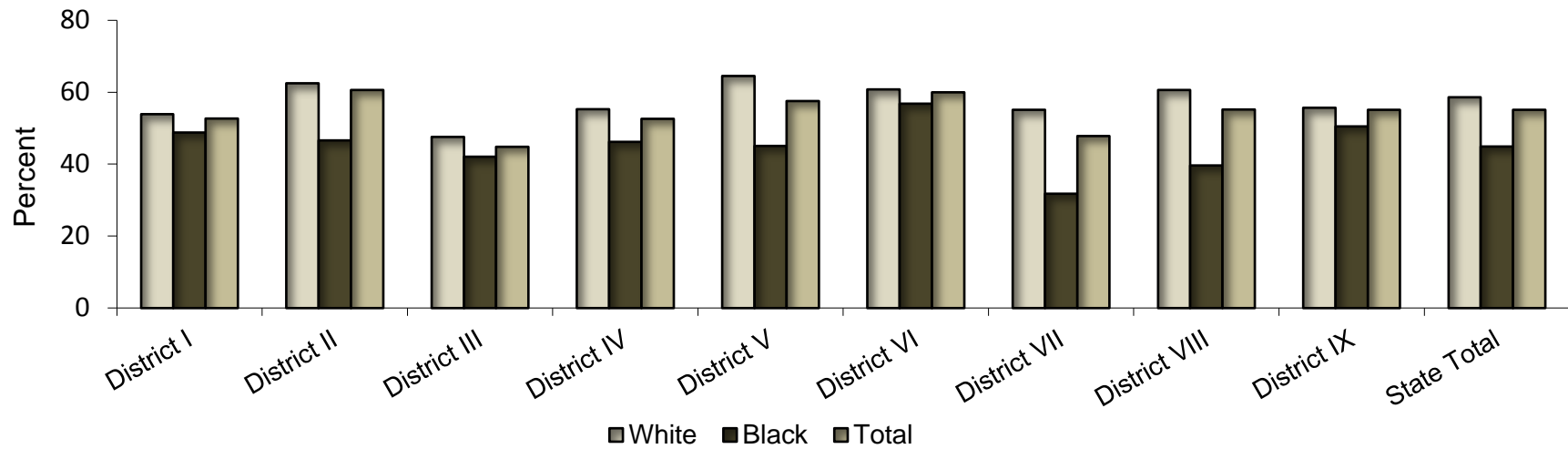


Flu Shot in Past 12 Months

	District I	District II	District III	District IV	District V	District VI	District VII	District VIII	District IX	State Total
White	41.8	41.6	36.7	41.3	42.5	36.0	33.2	36.6	37.1	39.2
Black	27.0	28.2	26.6	22.5	31.5	31.1	23.1	24.7	38.3	28.7
Total	36.3	38.8	30.5	34.0	37.1	34.2	28.7	32.9	37.3	35.4

Source: Mississippi Behavioral Risk Factor Surveillance Survey, 2017

Flu Shot in Past 12 Months (Age 65+)

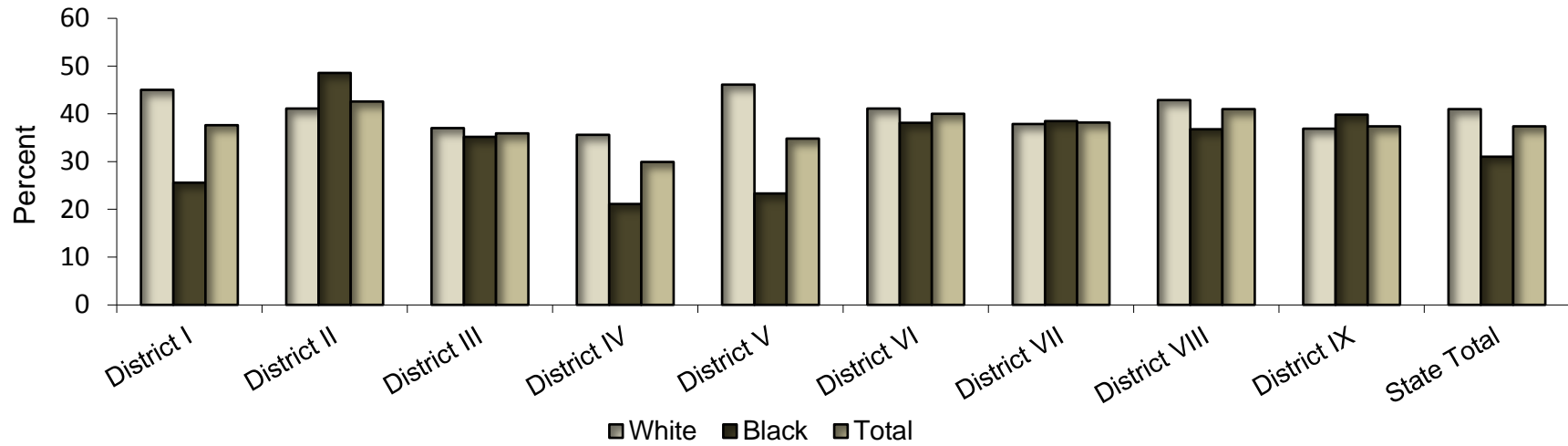


Flu Shot in Past 12 Months (Age 65+)

	District I	District II	District III	District IV	District V	District VI	District VII	District VIII	District IX	State Total
White	53.9	62.5	47.6	55.3	64.5	60.8	55.1	60.6	55.7	58.6
Black	48.8	46.6	42.1	46.2	45.1	56.8	31.8	39.6	50.5	44.9
Total	52.7	60.6	44.8	52.6	57.5	60.0	47.8	55.2	55.1	55.1

Source: Mississippi Behavioral Risk Factor Surveillance Survey, 2017

Ever Had Pneumonia Vaccination

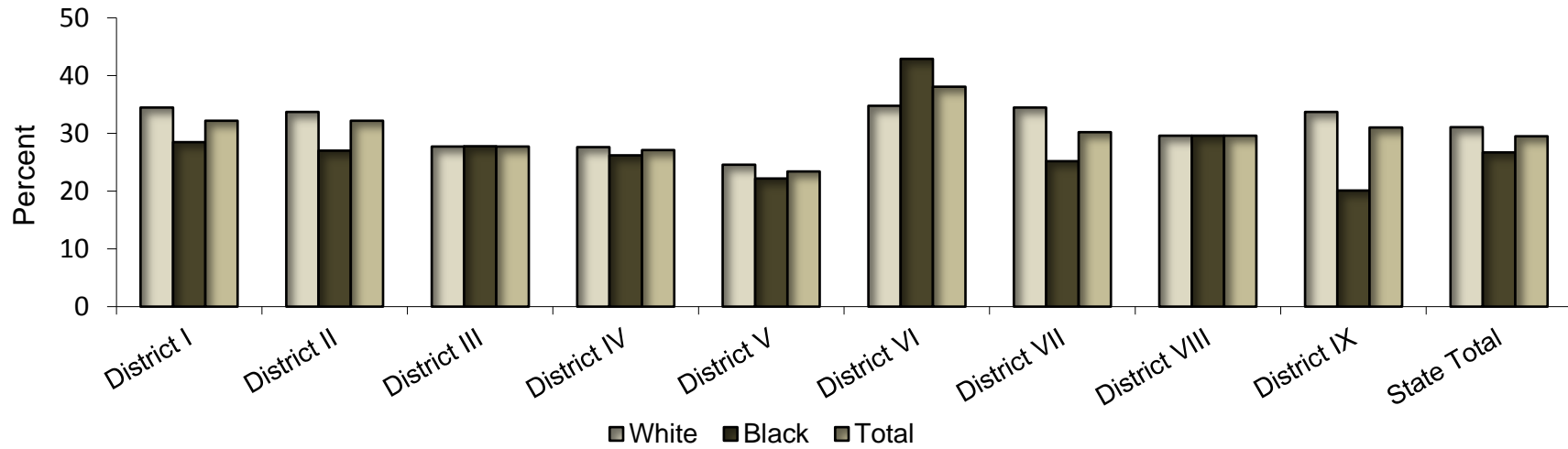


Ever Had Pneumonia Vaccine

	District I	District II	District III	District IV	District V	District VI	District VII	District VIII	District IX	State Total
White	45.0	41.1	37.0	35.6	46.1	41.1	37.9	42.9	36.9	41.0
Black	25.6	48.6	35.2	21.1	23.3	38.1	38.5	36.8	39.8	31.0
Total	37.6	42.6	35.9	29.9	34.8	40.0	38.2	41.0	37.4	37.4

Source: Mississippi Behavioral Risk Factor Surveillance Survey, 2017

Ever Diagnosed With Arthritis

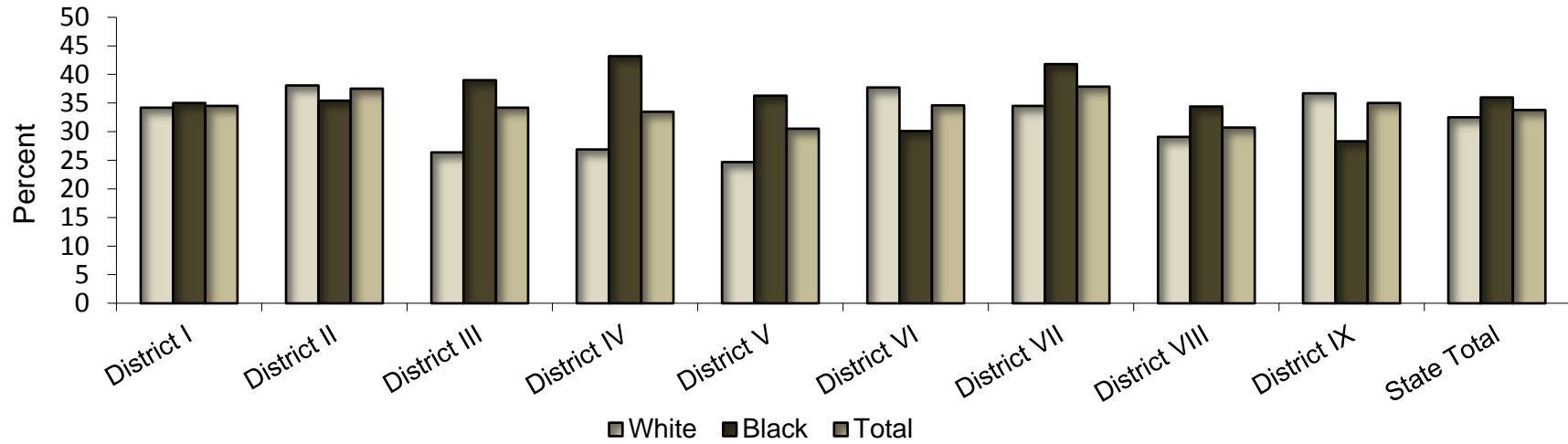


Ever Diagnosed With Arthritis

	District I	District II	District III	District IV	District V	District VI	District VII	District VIII	District IX	State Total
White	34.5	33.7	27.7	27.6	24.6	34.8	34.5	29.6	33.7	31.1
Black	28.5	27.0	27.8	26.2	22.2	42.9	25.2	29.6	20.1	26.7
Total	32.2	32.2	27.7	27.1	23.4	38.1	30.2	29.6	31.0	29.5

Source: Mississippi Behavioral Risk Factor Surveillance Survey, 2017

Report Having A Disability

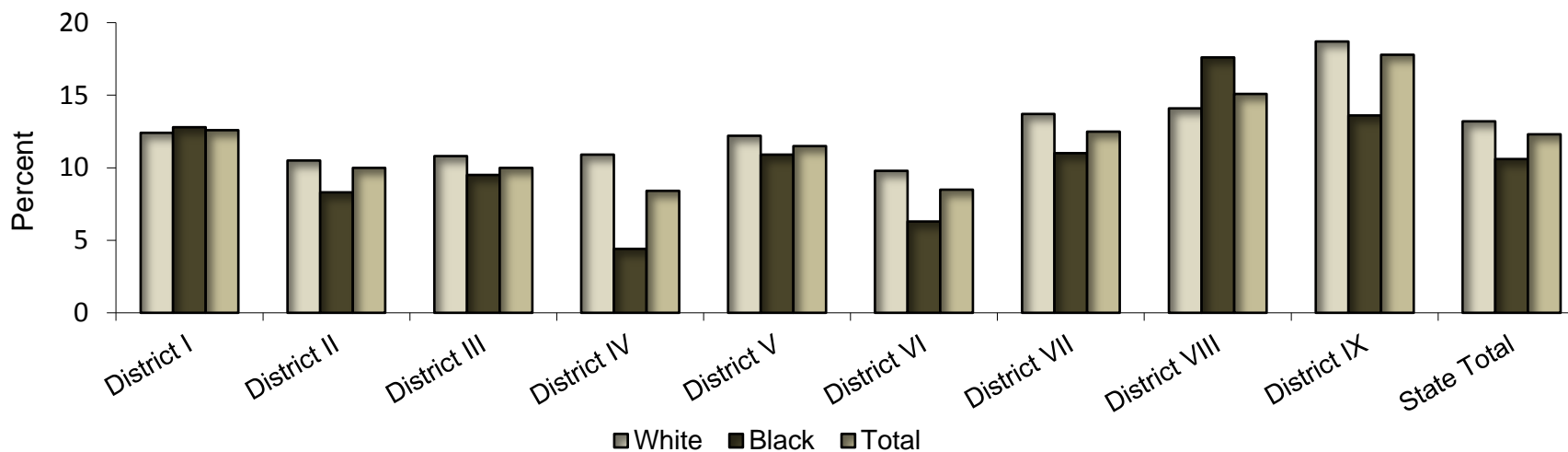


Special Equipment Needed for Health Problems

	District I	District II	District III	District IV	District V	District VI	District VII	District VIII	District IX	State Total
White	34.2	38.1	26.4	26.9	24.7	37.7	34.5	29.1	36.7	32.5
Black	35.0	35.4	39.0	43.2	36.3	30.1	41.8	34.4	28.3	36.0
Total	34.5	37.5	34.2	33.5	30.5	34.6	37.9	30.7	35.0	33.8

Source: Mississippi Behavioral Risk Factor Surveillance Survey, 2017

At Risk Because of Binge Drinking

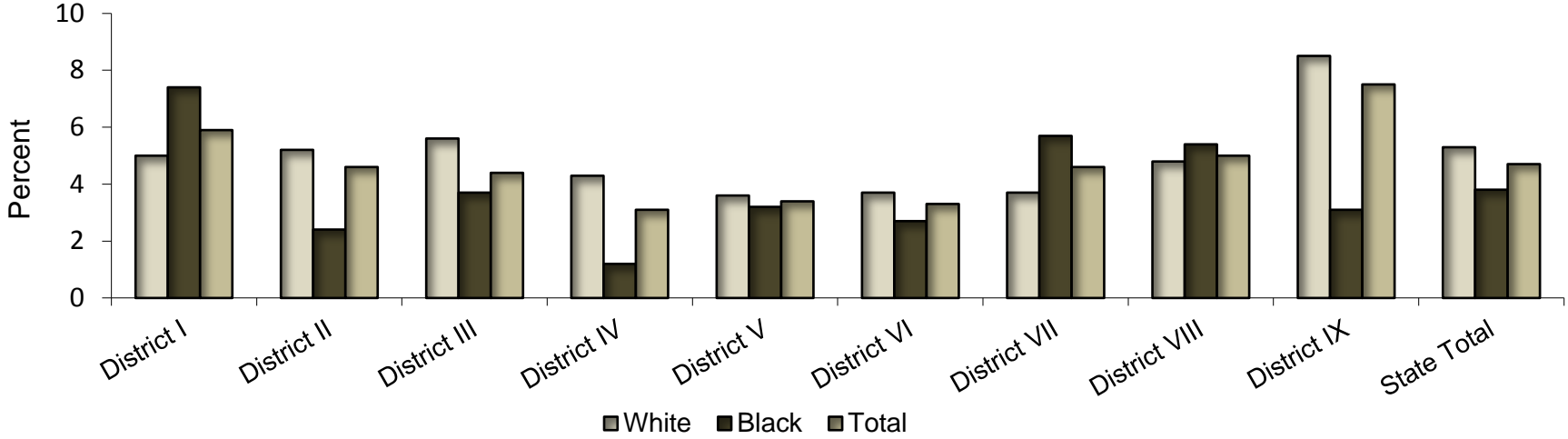


At Risk Because of Binge Drinking

	District I	District II	District III	District IV	District V	District VI	District VII	District VIII	District IX	State Total
White	12.4	10.5	10.8	10.9	12.2	9.8	13.7	14.1	18.7	13.2
Black	12.8	8.3	9.5	4.4	10.9	6.3	11.0	17.6	13.6	10.6
Total	12.6	10.0	10.0	8.4	11.5	8.5	12.5	15.1	17.8	12.3

Source: Mississippi Behavioral Risk Factor Surveillance Survey, 2017

At Risk Because of Heavy Drinking

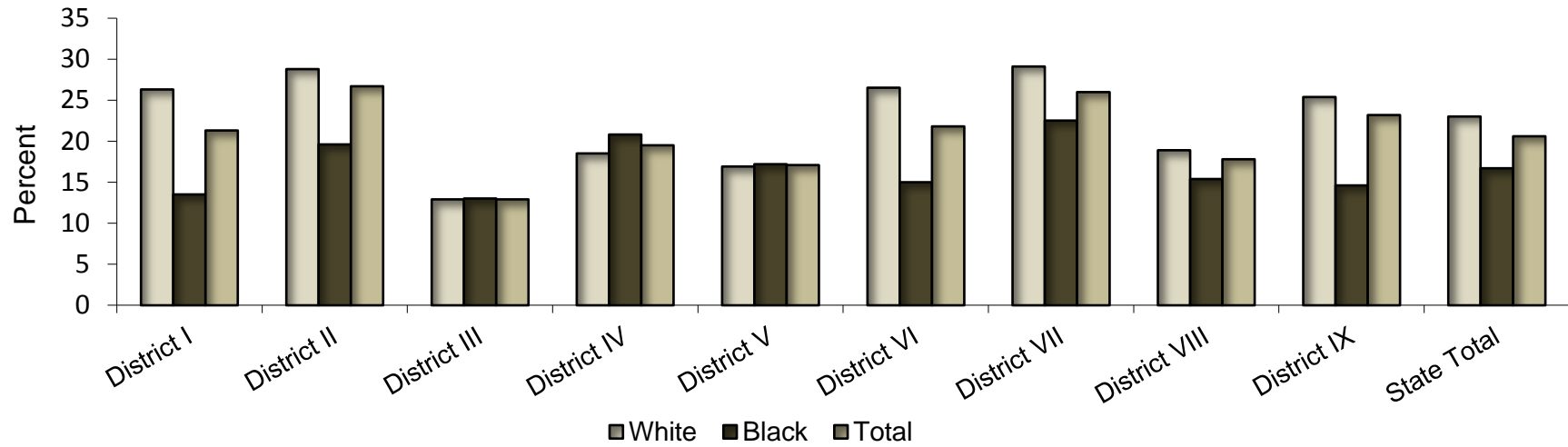


At Risk Because of Heavy Drinking

	District I	District II	District III	District IV	District V	District VI	District VII	District VIII	District IX	State Total
White	5.0	5.2	5.6	4.3	3.6	3.7	3.7	4.8	8.5	5.3
Black	7.4	2.4	3.7	1.2	3.2	2.7	5.7	5.4	3.1	3.8
Total	5.9	4.6	4.4	3.1	3.4	3.3	4.6	5.0	7.5	4.7

Source: Mississippi Behavioral Risk Factor Surveillance Survey, 2017

Ever Diagnosed With Depression

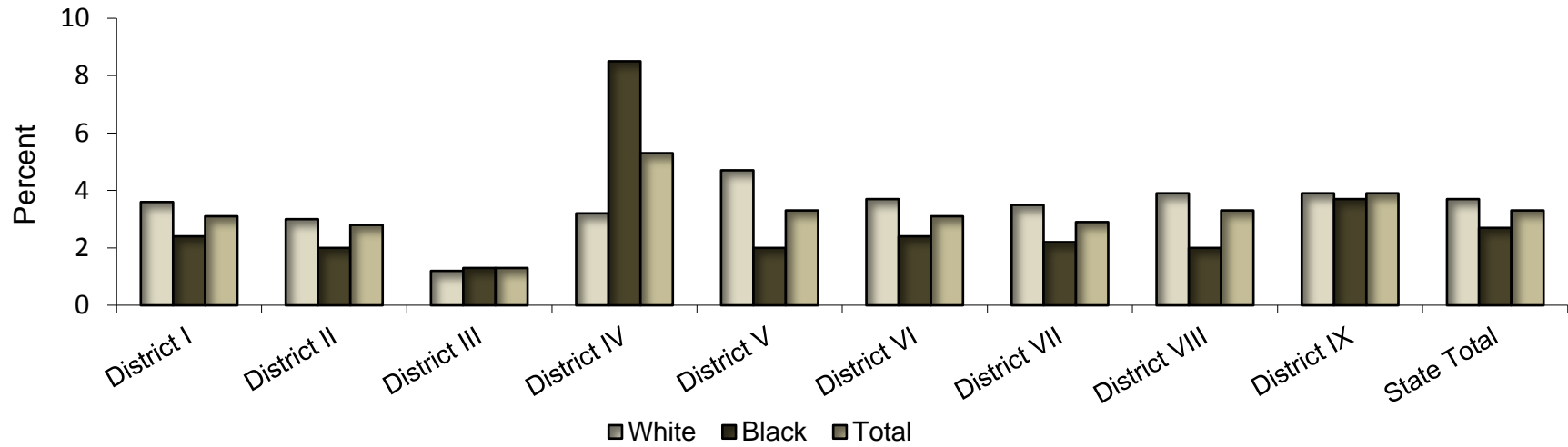


Ever Diagnosed With Depression

	District I	District II	District III	District IV	District V	District VI	District VII	District VIII	District IX	State Total
White	26.3	28.8	12.9	18.5	16.9	26.5	29.1	18.9	25.4	23.0
Black	13.5	19.6	13.0	20.8	17.2	15.0	22.5	15.4	14.6	16.7
Total	21.3	26.7	12.9	19.5	17.1	21.8	26.0	17.8	23.2	20.6

Source: Mississippi Behavioral Risk Factor Surveillance Survey, 2017

Ever Diagnosed With Kidney Disease

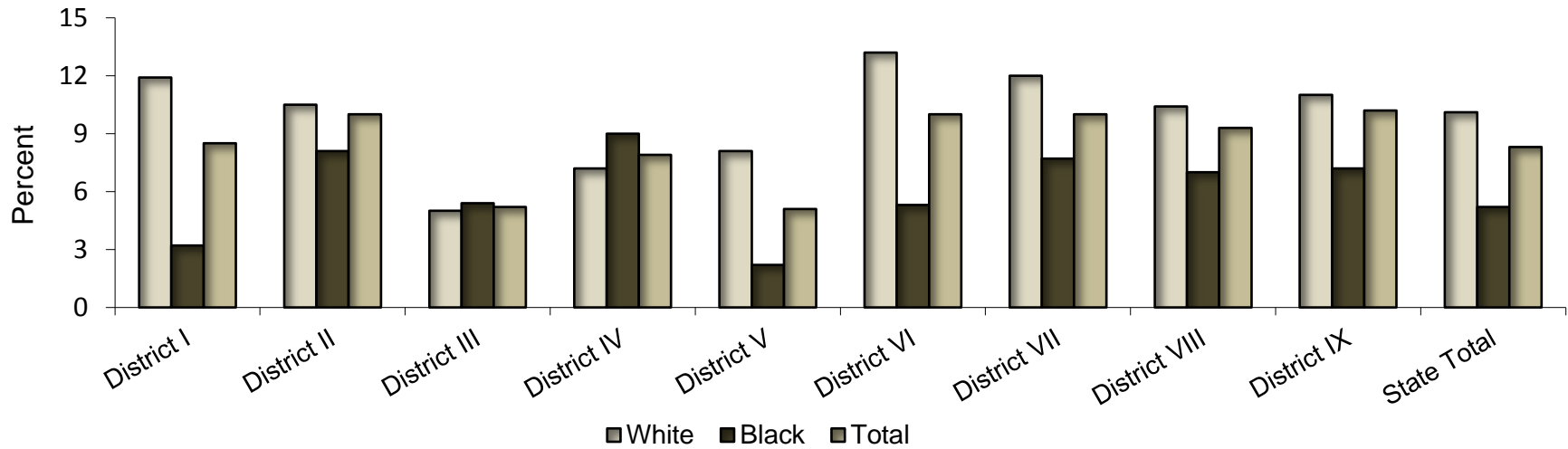


Ever Diagnosed With Kidney Disease

	District I	District II	District III	District IV	District V	District VI	District VII	District VIII	District IX	State Total
White	3.6	3.0	1.2	3.2	4.7	3.7	3.5	3.9	3.9	3.7
Black	2.4	2.0	1.3	8.5	2.0	2.4	2.2	2.0	3.7	2.7
Total	3.1	2.8	1.3	5.3	3.3	3.1	2.9	3.3	3.9	3.3

Source: Mississippi Behavioral Risk Factor Surveillance Survey, 2017

Ever Diagnosed With COPD

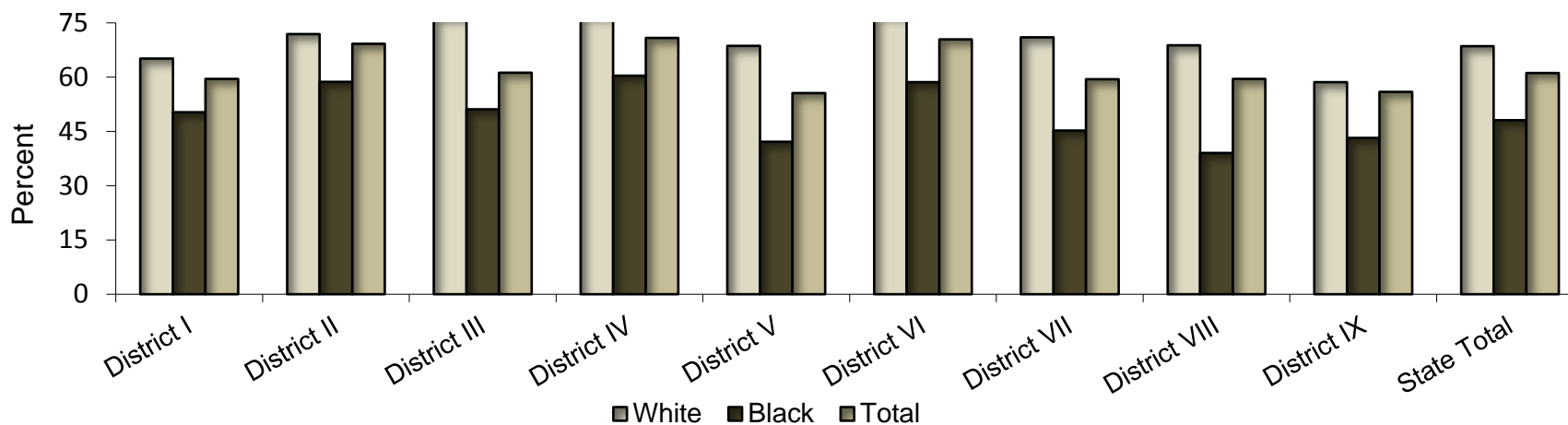


Ever Diagnosed With COPD

	District I	District II	District III	District IV	District V	District VI	District VII	District VIII	District IX	State Total
White	11.9	10.5	5.0	7.2	8.1	13.2	12.0	10.4	11.0	10.1
Black	3.2	8.1	5.4	9.0	2.2	5.3	7.7	7.0	7.2	5.2
Total	8.5	10.0	5.2	7.9	5.1	10.0	10.0	9.3	10.2	8.3

Source: Mississippi Behavioral Risk Factor Surveillance Survey, 2017

Never Tested For HIV (Age 18-64)



Ever Tested for HIV (Age 18-64)

	District I	District II	District III	District IV	District V	District VI	District VII	District VIII	District IX	State Total
White	65.1	71.9	76.9	77.3	68.6	77.5	71.0	68.8	58.6	68.5
Black	50.3	58.7	51.1	60.4	42.1	58.6	45.2	39.0	43.2	48.1
Total	59.5	69.2	61.2	70.8	55.6	70.4	59.4	59.5	55.9	61.1

Source: Mississippi Behavioral Risk Factor Surveillance Survey, 2017