

COVID-19 Provisional Mississippi Death Counts

MSDH, Office of Vital Records and Public Health Statistics, 3/1/2024



The death counts for 2020-2024 shown below are based on provisional death certificate data for Mississippi residents from the Mississippi State Department of Health (MSDH) Office of Vital Records. Due to the lag in death certificate reporting to MSDH, these counts are incomplete and may not represent all deaths that have occurred in the defined period. Recent weeks will be less accurate due to the delays in receiving death records and the cause-of-death coding conducted by the National Center for Health Statistics (NCHS). To provide reasonably complete numbers, this report omits the most recent four weeks of data. These counts may be different from other sources.

Causes of death noted as “contributed” include deaths where the specific cause of death was listed anywhere in the cause of death section of the death certificate. Those noted as “underlying” include deaths where the specific cause of death was determined to be the underlying cause of death by the ICD-10 mortality coding rules used by NCHS. Causes of death noted as “contributed” are not mutually exclusive; therefore the same death may be counted in more than one category. Weeks of death have been formatted to the CDC MMWR week, with each week ending on Saturday. For average death counts between 2017-2019, averages are taken from the grouped week and are labeled according to the current 2020-2024 week.

Table 1: Provisional Death Counts by Year, Mississippi Residents, 2020-2024

Ending Day of Week	All Deaths		COVID-19 Deaths ¹		Pneumonia or Influenza Deaths ²	
	Total (2020-2024)	Average (2017-2019)	Contributed cause (2020-2024)	Underlying cause (2020-2024)	Contributed cause (2020-2024)	Contributed cause, average (2017-2019)
TOTAL 2024*	3,741	3,544.7	144	91	310	302.3
TOTAL 2023*	34,953	32,526.0	995	548	1,934	2,253.3
TOTAL 2022*	37,823	32,526.0	3,240	2,301	3,712	2,253.3
TOTAL 2021*	41,115	32,526.0	5,871	5,084	5,464	2,253.3
TOTAL 2020*	40,204	32,526.0	5,044	4,472	5,130	2,253.3

Note:

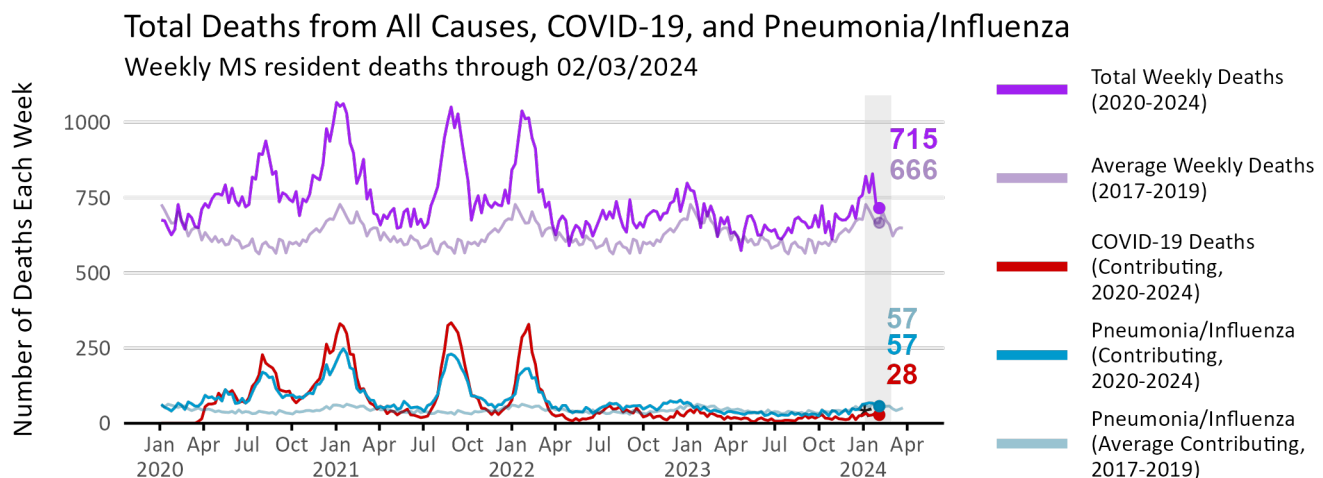
Contributing causes of death are not mutually exclusive and the same death may be counted in more than one category.

* Total year deaths include total count within calendar year and not the total of MMWR weeks.

¹ COVID-19 ICD-10 code includes U07.1

² Pneumonia/Influenza ICD-10 codes include J09-J18

Figure 1: Provisional Death Counts by Week, Mississippi Residents, 2020-2024



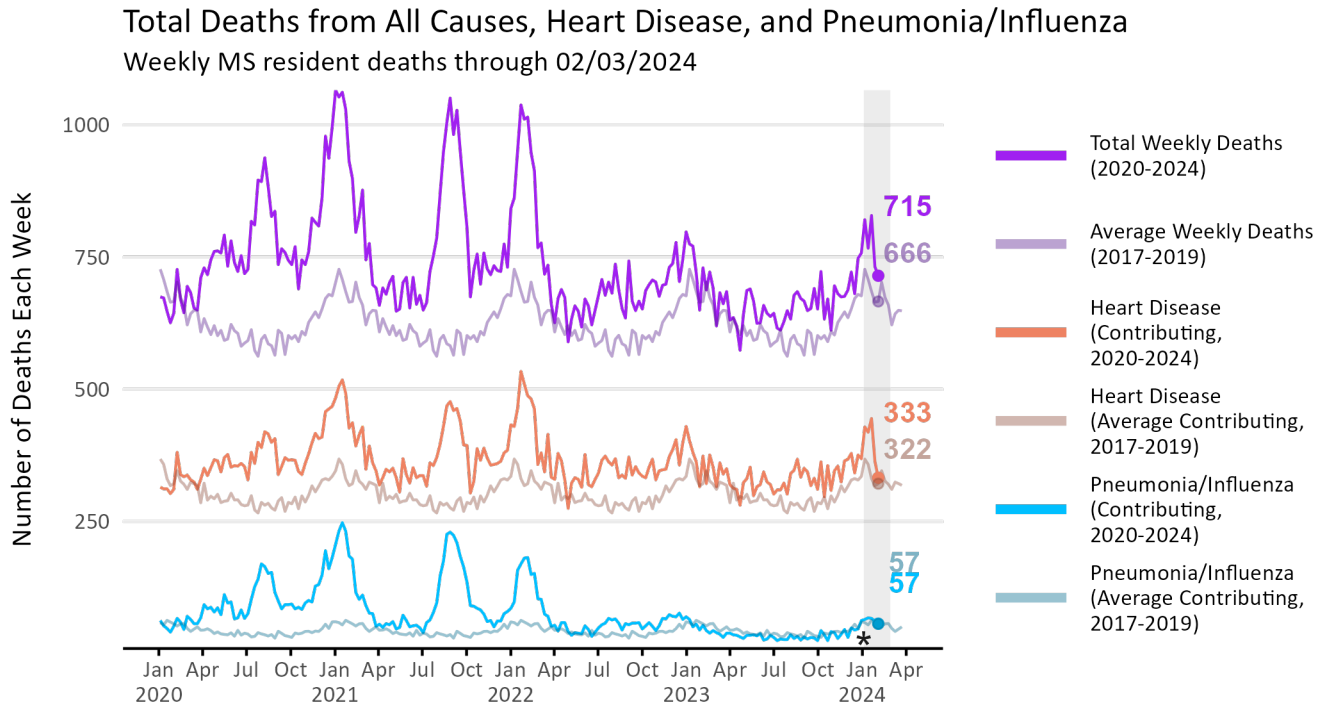
ICD-10 Codes: J09-J18; U07.1;

Mortality statistics are based on available death certificate data; data is provisional and subject to change;

Contributing causes of death are not mutually exclusive and the same death may be counted in more than one category;

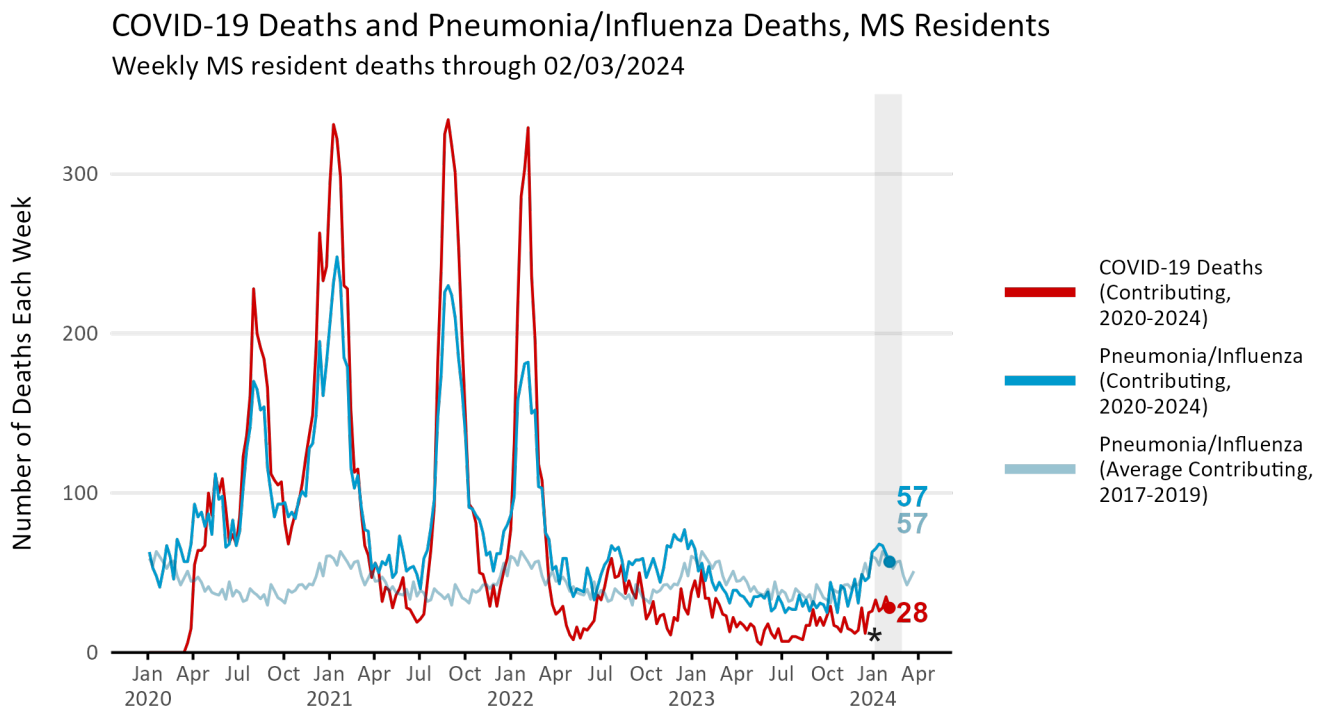
*Values in shaded range are more likely to be incomplete for recent weeks

Figure 2: Provisional Death Counts by Week, Mississippi Residents, 2020-2024



ICD-10 Codes: I00-I02, I05-I09, I11, I13, I20-I22, I24-I28, I30-I31, I33-I38, I40, I42, I44-I51; J09-J18
 Mortality statistics are based on available death certificate data; data is provisional and subject to change;
 Contributing causes of death are not mutually exclusive and the same death may be counted in more than one category;
 *Values in shaded range are more likely to be incomplete for recent weeks

Figure 3: Provisional Death Counts by Week, Mississippi Residents, 2020-2024



ICD-10 Codes: U07.1; J09-J18
 Mortality statistics are based on available death certificate data; data is provisional and subject to change;
 Contributing causes of death are not mutually exclusive and the same death may be counted in more than one category;
 *Values in shaded range are more likely to be incomplete for recent weeks

Provisional death counts by age group

Table 2: Provisional death counts by age group, Mississippi residents, 2020

Age group	All Deaths*		COVID-19 Deaths ¹		Pneumonia or Influenza Deaths ²	
	Total (2020)	Average (2017-2019)	Contributed cause (2020)	Underlying cause (2020)	Contributed cause (2020)	Contributed cause, average (2017-2019)
TOTAL DEATHS	40,201	32,524.7	5,044	4,472	5,130	2,253.3
0-4 years	352	385.0	1	1	5	6.0
5-14 years	107	89.7	1	1	4	2.3
15-24 years	504	418.0	13	12	12	6.3
25-34 years	987	720.3	50	44	54	24.7
35-44 years	1,551	1,119.7	119	106	126	44.7
45-54 years	2,773	2,271.3	295	262	280	116.7
55-64 years	6,231	5,211.3	729	668	825	311.0
65-74 years	9,020	6,982.3	1,238	1,134	1,305	513.0
75-84 years	9,594	7,744.7	1,397	1,242	1,398	611.0
85 years and over	9,082	7,582.3	1,201	1,002	1,121	617.7
Under/Over 65 years						
Under 65 years	12,505	10,215.3	1,208	1,094	1,306	511.7
65 years and over	27,696	22,309.3	3,836	3,378	3,824	1,741.7

Note:

Contributing causes of death are not mutually exclusive and the same death may be counted in more than one category.

* Deaths with unknown ages are excluded from row counts; rows may not sum to the total death count.

¹ COVID-19 ICD-10 code includes U07.1

² Pneumonia/Influenza ICD-10 codes include J09-J18

Table 3: Provisional death counts by age group, Mississippi residents, 2021

Age group	All Deaths*		COVID-19 Deaths ¹		Pneumonia or Influenza Deaths ²	
	Total (2021)	Average (2017-2019)	Contributed cause (2021)	Underlying cause (2021)	Contributed cause (2021)	Contributed cause, average (2017-2019)
TOTAL DEATHS	41,112	32,524.7	5,871	5,084	5,464	2,253.3
0-4 years	401	385.0	1	1	10	6.0
5-14 years	100	89.7	1	1	2	2.3
15-24 years	636	418.0	26	23	23	6.3
25-34 years	1,082	720.3	124	108	94	24.7
35-44 years	1,818	1,119.7	281	261	201	44.7
45-54 years	3,007	2,271.3	591	552	471	116.7
55-64 years	6,685	5,211.3	1,134	1,013	998	311.0
65-74 years	9,570	6,982.3	1,515	1,344	1,459	513.0
75-84 years	9,542	7,744.7	1,306	1,091	1,305	611.0
85 years and over	8,271	7,582.3	892	690	901	617.7
Under/Over 65 years						
Under 65 years	13,729	10,215.3	2,158	1,959	1,799	511.7
65 years and over	27,383	22,309.3	3,713	3,125	3,665	1,741.7

Note:

Contributing causes of death are not mutually exclusive and the same death may be counted in more than one category.

* Deaths with unknown ages are excluded from row counts; rows may not sum to the total death count.

¹ COVID-19 ICD-10 code includes U07.1

² Pneumonia/Influenza ICD-10 codes include J09-J18

Table 4: Provisional death counts by age group, Mississippi residents, 2022

Age group	All Deaths*		COVID-19 Deaths ¹		Pneumonia or Influenza Deaths ²	
	Total (2022)	Average (2017-2019)	Contributed cause (2022)	Underlying cause (2022)	Contributed cause (2022)	Contributed cause, average (2017-2019)
TOTAL DEATHS	37,814	32,524.7	3,240	2,301	3,712	2,253.3
0-4 years	391	385.0	1	1	10	6.0
5-14 years	91	89.7	3	2	5	2.3
15-24 years	496	418.0	8	7	10	6.3
25-34 years	935	720.3	44	32	36	24.7
35-44 years	1,448	1,119.7	71	49	76	44.7
45-54 years	2,552	2,271.3	193	148	228	116.7
55-64 years	5,739	5,211.3	423	314	571	311.0
65-74 years	8,625	6,982.3	807	597	986	513.0
75-84 years	9,434	7,744.7	946	670	1,018	611.0
85 years and over	8,103	7,582.3	744	481	772	617.7
Under/Over 65 years						
Under 65 years	11,652	10,215.3	743	553	936	511.7
65 years and over	26,162	22,309.3	2,497	1,748	2,776	1,741.7

Note:

Contributing causes of death are not mutually exclusive and the same death may be counted in more than one category.

* Deaths with unknown ages are excluded from row counts; rows may not sum to the total death count.

¹ COVID-19 ICD-10 code includes U07.1

² Pneumonia/Influenza ICD-10 codes include J09-J18

Table 5: Provisional death counts by age group, Mississippi residents, 2023

Age group	All Deaths*		COVID-19 Deaths ¹		Pneumonia or Influenza Deaths ²	
	Total (2023)	Average (2017-2019)	Contributed cause (2023)	Underlying cause (2023)	Contributed cause (2023)	Contributed cause, average (2017-2019)
TOTAL DEATHS	34,939	32,524.7	995	548	1,934	2,253.3
0-4 years	337	385.0	1	1	4	6.0
5-14 years	92	89.7	0	0	1	2.3
15-24 years	575	418.0	3	2	3	6.3
25-34 years	783	720.3	9	6	27	24.7
35-44 years	1,329	1,119.7	18	8	60	44.7
45-54 years	2,280	2,271.3	30	21	112	116.7
55-64 years	4,948	5,211.3	104	63	244	311.0
65-74 years	7,936	6,982.3	221	112	443	513.0
75-84 years	8,883	7,744.7	297	171	550	611.0
85 years and over	7,776	7,582.3	312	164	490	617.7
Under/Over 65 years						
Under 65 years	10,344	10,215.3	165	101	451	511.7
65 years and over	24,595	22,309.3	830	447	1,483	1,741.7

Note:

Contributing causes of death are not mutually exclusive and the same death may be counted in more than one category.

* Deaths with unknown ages are excluded from row counts; rows may not sum to the total death count.

¹ COVID-19 ICD-10 code includes U07.1

² Pneumonia/Influenza ICD-10 codes include J09-J18

Provisional death counts by race/ethnicity group

Table 6: Provisional death counts by race/ethnicity group, Mississippi residents, 2020

Race/ethnicity	All Deaths*		COVID-19 Deaths ¹		Pneumonia or Influenza Deaths ²	
	Total (2020)	Average (2017-2019)	Contributed cause (2020)	Underlying cause (2020)	Contributed cause (2020)	Contributed cause, average (2017-2019)
TOTAL DEATHS	40,204	32,526.7	5,044	4,472	5,130	2,253.3
White, non-Hisp.	25,400	21,665.3	2,669	2,328	3,036	1,586.7
Black, non-Hisp.	14,091	10,444.7	2,207	1,989	1,960	646.0
Other, non-Hisp.	433	274.0	125	113	91	13.0
Hispanic	279	140.7	43	42	43	7.7

Note:

Contributing causes of death are not mutually exclusive and the same death may be counted in more than one category.

* Deaths with unknown races and ethnicities are excluded from row counts; unknown ethnicities are grouped with non-Hispanic counts for counting purposes; rows may not sum to the total death count.

¹ COVID-19 ICD-10 code includes U07.1

² Pneumonia/Influenza ICD-10 codes include J09-J18

Table 7: Provisional death counts by race/ethnicity group, Mississippi residents, 2021

Race/ethnicity	All Deaths*		COVID-19 Deaths ¹		Pneumonia or Influenza Deaths ²	
	Total (2021)	Average (2017-2019)	Contributed cause (2021)	Underlying cause (2021)	Contributed cause (2021)	Contributed cause, average (2017-2019)
TOTAL DEATHS	41,115	32,526.7	5,871	5,084	5,464	2,253.3
White, non-Hisp.	26,468	21,665.3	3,635	3,143	3,523	1,586.7
Black, non-Hisp.	13,918	10,444.7	2,074	1,792	1,805	646.0
Other, non-Hisp.	389	274.0	77	72	64	13.0
Hispanic	340	140.7	85	77	72	7.7

Note:

Contributing causes of death are not mutually exclusive and the same death may be counted in more than one category.

* Deaths with unknown races and ethnicities are excluded from row counts; unknown ethnicities are grouped with non-Hispanic counts for counting purposes; rows may not sum to the total death count.

¹ COVID-19 ICD-10 code includes U07.1

² Pneumonia/Influenza ICD-10 codes include J09-J18

Table 8: Provisional death counts by race/ethnicity group, Mississippi residents, 2022

Race/ethnicity	All Deaths*		COVID-19 Deaths ¹		Pneumonia or Influenza Deaths ²	
	Total (2022)	Average (2017-2019)	Contributed cause (2022)	Underlying cause (2022)	Contributed cause (2022)	Contributed cause, average (2017-2019)
TOTAL DEATHS	37,823	32,526.7	3,240	2,301	3,712	2,253.3
White, non-Hisp.	24,912	21,665.3	2,215	1,555	2,512	1,586.7
Black, non-Hisp.	12,304	10,444.7	973	702	1,140	646.0
Other, non-Hisp.	368	274.0	33	26	37	13.0
Hispanic	234	140.7	19	18	23	7.7

Note:

Contributing causes of death are not mutually exclusive and the same death may be counted in more than one category.

* Deaths with unknown races and ethnicities are excluded from row counts; unknown ethnicities are grouped with non-Hispanic counts for counting purposes; rows may not sum to the total death count.

¹ COVID-19 ICD-10 code includes U07.1

² Pneumonia/Influenza ICD-10 codes include J09-J18

Table 9: Provisional death counts by race/ethnicity group, Mississippi residents, 2023

Race/ethnicity	All Deaths*		COVID-19 Deaths ¹		Pneumonia or Influenza Deaths ²	
	Total (2023)	Average (2017-2019)	Contributed cause (2023)	Underlying cause (2023)	Contributed cause (2023)	Contributed cause, average (2017-2019)
TOTAL DEATHS	34,953	32,526.7	995	548	1,934	2,253.3
White, non-Hisp.	23,104	21,665.3	732	406	1,279	1,586.7
Black, non-Hisp.	11,208	10,444.7	255	138	625	646.0
Other, non-Hisp.	337	274.0	4	4	20	13.0
Hispanic	296	140.7	4	0	10	7.7

Note:

Contributing causes of death are not mutually exclusive and the same death may be counted in more than one category.

* Deaths with unknown races and ethnicities are excluded from row counts; unknown ethnicities are grouped with non-Hispanic counts for counting purposes; rows may not sum to the total death count.

¹ COVID-19 ICD-10 code includes U07.1

² Pneumonia/Influenza ICD-10 codes include J09-J18

Provisional death counts by week, 2020-2023

Table 10: Provisional death counts by week, Mississippi residents, 2020-2024

Ending Day of Week	All Deaths		COVID-19 Deaths ¹		Pneumonia or Influenza Deaths ²	
	Total (2020-2024)	Average (2017-2019)	Contributed cause (2020-2024)	Underlying cause (2020-2024)	Contributed cause (2020-2024)	Contributed cause, average (2017-2019)
TOTAL 2024*	3,741	3,544.7	144	91	310	302.3
TOTAL 2023*	34,953	32,526.0	995	548	1,934	2,253.3
TOTAL 2022*	37,823	32,526.0	3,240	2,301	3,712	2,253.3
TOTAL 2021*	41,115	32,526.0	5,871	5,084	5,464	2,253.3
TOTAL 2020*	40,204	32,526.0	5,044	4,472	5,130	2,253.3
02/03/2024	715	666.3	28	19	57	56.7
01/27/2024	732	665.0	35	21	62	60.0
01/20/2024	829	685.3	28	19	67	63.3
01/13/2024	767	708.0	26	18	68	54.7
01/06/2024	821	727.3	33	16	65	59.0
12/30/2023	758	677.0	26	15	63	60.3
12/23/2023	748	679.7	25	13	47	48.0
12/16/2023	681	672.0	12	6	45	56.0
12/09/2023	722	652.3	28	14	49	47.7
12/02/2023	688	635.7	14	8	31	42.3
11/25/2023	676	646.7	12	6	46	43.0
11/18/2023	675	636.7	14	9	37	40.0
11/11/2023	681	626.7	15	9	29	42.7
11/04/2023	696	603.0	22	13	40	42.3
10/28/2023	612	609.7	13	8	42	39.0
10/21/2023	671	590.3	16	6	25	37.7
10/14/2023	633	602.0	17	8	36	39.3
10/07/2023	723	595.7	29	15	44	31.0
09/30/2023	652	602.0	23	14	25	33.0
09/23/2023	691	566.0	17	8	30	34.3

Table 10: Provisional death counts by week, Mississippi residents, 2020-2024 (continued)

Ending Day of Week	All Deaths		COVID-19 Deaths ¹		Pneumonia or Influenza Deaths ²	
	Total (2020-2024)	Average (2017-2019)	Contributed cause (2020-2024)	Underlying cause (2020-2024)	Contributed cause (2020-2024)	Contributed cause, average (2017-2019)
09/16/2023	653	606.0	22	15	31	38.7
09/09/2023	649	612.0	17	11	28	42.7
09/02/2023	667	564.7	27	12	32	29.7
08/26/2023	672	582.7	17	7	26	36.3
08/19/2023	685	586.3	17	13	33	33.7
08/12/2023	678	602.3	8	5	29	36.0
08/05/2023	633	594.7	9	2	36	37.7
07/29/2023	649	562.7	10	3	27	40.0
07/22/2023	628	573.7	10	6	27	33.0
07/15/2023	612	613.0	7	2	28	32.0
07/08/2023	616	592.3	7	3	25	37.3
07/01/2023	644	587.7	7	5	31	39.0
06/24/2023	638	581.7	15	4	35	35.3
06/17/2023	644	606.0	9	3	28	44.3
06/10/2023	659	611.0	12	7	26	33.3
06/03/2023	626	623.0	18	10	38	39.7
05/27/2023	625	595.3	14	7	34	36.0
05/20/2023	667	592.7	5	2	36	36.7
05/13/2023	690	611.7	7	4	35	37.7
05/06/2023	687	601.7	16	6	35	41.3
04/29/2023	642	620.7	18	8	29	38.3
04/22/2023	574	603.7	14	7	32	44.0
04/15/2023	620	618.0	17	4	35	47.3
04/08/2023	636	634.0	19	11	36	45.0
04/01/2023	631	608.7	16	7	39	44.7
03/25/2023	685	648.7	22	12	39	51.0
03/18/2023	662	649.7	13	7	31	46.7
03/11/2023	683	643.0	23	11	37	42.3
03/04/2023	620	622.0	24	10	40	48.0
02/25/2023	692	659.7	30	17	44	57.3
02/18/2023	722	674.0	34	23	39	56.7
02/11/2023	688	703.0	22	14	44	52.7
02/04/2023	730	666.3	34	22	54	56.7
01/28/2023	650	665.0	34	21	45	60.0
01/21/2023	720	685.3	52	33	56	63.3
01/14/2023	771	708.0	35	27	51	54.7
01/07/2023	775	727.3	45	33	65	59.0
12/31/2022	798	677.0	38	17	70	60.3
12/24/2022	746	679.7	24	18	65	48.0
12/17/2022	704	672.0	28	17	77	56.0
12/10/2022	778	652.3	40	21	70	47.7
12/03/2022	738	635.7	20	9	71	42.3
11/26/2022	731	646.7	22	13	74	43.0
11/19/2022	699	636.7	11	5	66	40.0
11/12/2022	697	626.7	15	5	67	42.7
11/05/2022	676	603.0	24	13	53	42.3

Table 10: Provisional death counts by week, Mississippi residents, 2020-2024 (continued)

Ending Day of Week	All Deaths		COVID-19 Deaths ¹		Pneumonia or Influenza Deaths ²	
	Total (2020-2024)	Average (2017-2019)	Contributed cause (2020-2024)	Underlying cause (2020-2024)	Contributed cause (2020-2024)	Contributed cause, average (2017-2019)
10/29/2022	703	609.7	23	13	44	39.0
10/22/2022	707	590.3	18	9	52	37.7
10/15/2022	698	602.0	32	16	59	39.3
10/08/2022	687	595.7	25	17	53	31.0
10/01/2022	652	602.0	21	14	47	33.0
09/24/2022	667	566.0	37	21	59	34.3
09/17/2022	649	606.0	50	31	58	38.7
09/10/2022	667	612.0	34	28	58	42.7
09/03/2022	743	564.7	38	20	55	29.7
08/27/2022	635	582.7	45	27	57	36.3
08/20/2022	653	586.3	37	26	45	33.7
08/13/2022	689	602.3	55	35	58	36.0
08/06/2022	737	594.7	48	32	66	37.7
07/30/2022	682	562.7	47	23	64	40.0
07/23/2022	703	573.7	59	38	67	33.0
07/16/2022	678	613.0	52	36	58	32.0
07/09/2022	708	592.3	41	28	55	37.3
07/02/2022	678	587.7	33	18	49	39.0
06/25/2022	650	581.7	36	18	41	35.3
06/18/2022	622	606.0	20	14	33	44.3
06/11/2022	658	611.0	17	12	46	33.3
06/04/2022	671	623.0	14	8	53	39.7
05/28/2022	618	595.3	15	7	38	36.0
05/21/2022	648	592.7	9	1	39	36.7
05/14/2022	658	611.7	16	6	40	37.7
05/07/2022	633	601.7	8	3	35	41.3
04/30/2022	590	620.7	11	4	42	38.3
04/23/2022	674	603.7	17	5	59	44.0
04/16/2022	689	618.0	29	12	59	47.3
04/09/2022	672	634.0	26	12	43	45.0
04/02/2022	626	608.7	24	13	54	44.7
03/26/2022	661	648.7	30	13	52	51.0
03/19/2022	735	649.7	44	21	71	46.7
03/12/2022	718	643.0	75	51	75	42.3
03/05/2022	777	622.0	108	78	103	48.0
02/26/2022	768	659.7	118	88	104	57.3
02/19/2022	913	674.0	196	155	152	56.7
02/12/2022	948	703.0	236	182	150	52.7
02/05/2022	1,015	666.3	329	263	182	56.7
01/29/2022	1,011	665.0	303	251	181	60.0
01/22/2022	1,038	685.3	286	237	170	63.3
01/15/2022	951	708.0	216	179	158	54.7
01/08/2022	862	727.3	131	109	98	59.0
01/01/2022	842	677.0	77	62	86	60.3
12/25/2021	731	679.7	59	49	80	48.0
12/18/2021	775	672.0	51	39	76	56.0

Table 10: Provisional death counts by week, Mississippi residents, 2020-2024 (continued)

Ending Day of Week	All Deaths		COVID-19 Deaths ¹		Pneumonia or Influenza Deaths ²	
	Total (2020-2024)	Average (2017-2019)	Contributed cause (2020-2024)	Underlying cause (2020-2024)	Contributed cause (2020-2024)	Contributed cause, average (2017-2019)
12/11/2021	723	652.3	41	29	62	47.7
12/04/2021	725	635.7	29	22	62	42.3
11/27/2021	734	646.7	42	33	51	43.0
11/20/2021	717	636.7	29	20	63	40.0
11/13/2021	728	626.7	41	34	61	42.7
11/06/2021	758	603.0	49	39	75	42.3
10/30/2021	699	609.7	50	41	83	39.0
10/23/2021	756	590.3	81	72	86	37.7
10/16/2021	725	602.0	90	83	90	39.3
10/09/2021	675	595.7	93	86	91	31.0
10/02/2021	805	602.0	145	130	135	33.0
09/25/2021	876	566.0	196	174	164	34.3
09/18/2021	950	606.0	254	226	184	38.7
09/11/2021	1,028	612.0	301	284	210	42.7
09/04/2021	982	564.7	318	296	224	29.7
08/28/2021	1,051	582.7	334	317	230	36.3
08/21/2021	1,004	586.3	325	299	226	33.7
08/14/2021	949	602.3	242	226	175	36.0
08/07/2021	869	594.7	182	169	147	37.7
07/31/2021	786	562.7	92	84	96	40.0
07/24/2021	752	573.7	64	60	78	33.0
07/17/2021	723	613.0	44	32	64	32.0
07/10/2021	664	592.3	24	18	59	37.3
07/03/2021	650	587.7	21	11	40	39.0
06/26/2021	678	581.7	19	12	49	35.3
06/19/2021	661	606.0	23	17	54	44.3
06/12/2021	712	611.0	27	19	53	33.3
06/05/2021	654	623.0	28	23	51	39.7
05/29/2021	712	595.3	47	31	63	36.0
05/22/2021	702	592.7	40	31	73	36.7
05/15/2021	652	611.7	36	31	50	37.7
05/08/2021	648	601.7	28	22	47	41.3
05/01/2021	714	620.7	39	27	61	38.3
04/24/2021	702	603.7	41	28	55	44.0
04/17/2021	680	618.0	32	26	57	47.3
04/10/2021	692	634.0	51	37	50	45.0
04/03/2021	659	608.7	56	42	56	44.7
03/27/2021	692	648.7	47	31	52	51.0
03/20/2021	698	649.7	61	48	76	46.7
03/13/2021	776	643.0	67	51	77	42.3
03/06/2021	745	622.0	88	67	91	48.0
02/27/2021	877	659.7	115	102	111	57.3
02/20/2021	828	674.0	113	92	103	56.7
02/13/2021	797	703.0	152	130	116	52.7
02/06/2021	899	666.3	228	193	179	56.7
01/30/2021	932	665.0	230	192	185	60.0

Table 10: Provisional death counts by week, Mississippi residents, 2020-2024 (continued)

Ending Day of Week	All Deaths		COVID-19 Deaths ¹		Pneumonia or Influenza Deaths ²	
	Total (2020-2024)	Average (2017-2019)	Contributed cause (2020-2024)	Underlying cause (2020-2024)	Contributed cause (2020-2024)	Contributed cause, average (2017-2019)
01/23/2021	1,030	685.3	298	255	232	63.3
01/16/2021	1,062	708.0	322	286	248	54.7
01/09/2021	1,053	727.3	331	287	232	59.0
01/02/2021	1,066	702.0	295	253	207	60.7
12/26/2020	996	677.0	242	227	182	60.3
12/19/2020	937	679.7	233	205	161	48.0
12/12/2020	979	672.0	263	236	195	56.0
12/05/2020	863	652.3	192	167	149	47.7
11/28/2020	809	635.7	149	127	131	42.3
11/21/2020	816	646.7	136	119	128	43.0
11/14/2020	824	636.7	122	101	98	40.0
11/07/2020	760	626.7	106	91	101	42.7
10/31/2020	736	603.0	94	76	96	42.3
10/24/2020	745	609.7	87	74	84	39.0
10/17/2020	690	590.3	79	64	88	37.7
10/10/2020	770	602.0	68	61	85	39.3
10/03/2020	736	595.7	81	70	94	31.0
09/26/2020	744	602.0	107	94	93	33.0
09/19/2020	759	566.0	105	93	93	34.3
09/12/2020	766	606.0	108	91	85	38.7
09/05/2020	736	612.0	112	96	100	42.7
08/29/2020	837	564.7	166	144	116	29.7
08/22/2020	827	582.7	184	168	154	36.3
08/15/2020	884	586.3	191	172	152	33.7
08/08/2020	938	602.3	200	177	165	36.0
08/01/2020	893	594.7	228	210	170	37.7
07/25/2020	896	562.7	161	147	141	40.0
07/18/2020	811	573.7	136	125	127	33.0
07/11/2020	818	613.0	123	112	103	32.0
07/04/2020	727	592.3	85	74	76	37.3
06/27/2020	719	587.7	68	56	67	39.0
06/20/2020	753	581.7	74	66	83	35.3
06/13/2020	723	606.0	69	65	68	44.3
06/06/2020	740	611.0	90	80	66	33.3
05/30/2020	781	623.0	109	96	98	39.7
05/23/2020	733	595.3	100	92	96	36.0
05/16/2020	792	592.7	111	100	112	36.7
05/09/2020	758	611.7	86	76	74	37.7
05/02/2020	762	601.7	100	92	87	41.3
04/25/2020	761	620.7	67	62	79	38.3
04/18/2020	745	603.7	64	57	88	44.0
04/11/2020	717	618.0	64	60	85	47.3
04/04/2020	730	634.0	55	53	93	45.0
03/28/2020	711	608.7	15	15	68	44.7
03/21/2020	650	648.7	6	6	57	51.0
03/14/2020	654	649.7	0	0	57	46.7

Table 10: Provisional death counts by week, Mississippi residents, 2020-2024 (continued)

Ending Day of Week	All Deaths		COVID-19 Deaths ¹		Pneumonia or Influenza Deaths ²	
	Total (2020-2024)	Average (2017-2019)	Contributed cause (2020-2024)	Underlying cause (2020-2024)	Contributed cause (2020-2024)	Contributed cause, average (2017-2019)
03/07/2020	683	643.0	0	0	65	42.3
02/29/2020	695	622.0	0	0	71	48.0
02/22/2020	645	659.7	0	0	46	57.3
02/15/2020	671	674.0	0	0	60	56.7
02/08/2020	727	703.0	0	0	67	52.7
02/01/2020	644	666.3	0	0	52	56.7
01/25/2020	626	665.0	0	0	41	60.0
01/18/2020	648	685.3	0	0	48	63.3
01/11/2020	673	708.0	0	0	53	54.7
01/04/2020	675	727.3	0	0	63	59.0

Note:

Contributing causes of death are not mutually exclusive and the same death may be counted in more than one category.

* Total year deaths include total count within calendar year and not the total of MMWR weeks.

¹ COVID-19 ICD-10 code includes U07.1

² Pneumonia/Influenza ICD-10 codes include J09-J18