


RECEIVED
MSDH-WATER SUPPLY
2023 JUN 27 AM 10: 31

Certification

<u>Water systems serving 10,000 or more must use:</u> Distribution Method I <u>Water systems serving 500 - 9,999 must use:</u> Distribution Method I OR Distribution Method II, III, and IV <u>Water system serving less than 500 people must use:</u> Distribution Method I OR Distribution Method II, III, and IV OR Distribution Method III and IV		OFFICE USE ONLY
Public Water Supply name(s): Horn Lake, Twin Lakes,	7-digit Public Water Supply ID #(s): 170022 & 170025	
Distribution (Methods used to distribute CCR to our customers)		
<input type="checkbox"/> I. CCR directly delivered using one or more method below:		
<input type="checkbox"/> *Provided direct Web address to customer <input type="checkbox"/> Hand delivered <input checked="" type="checkbox"/> Mail paper copy <input type="checkbox"/> Email	*Add direct Web address (URL) here: Example: "The current CCR is available at www.waterworld.org/ccrMay2023/0830001.pdf , call (000) 000-0000 for paper copy".	
<input type="checkbox"/> II. Published the complete CCR in the local newspaper.	Date(s) published:	
<input type="checkbox"/> III. Inform customers the CCR will not be mailed but is available upon request. List method(s) used (examples – newspaper, water bills, newsletter, etc.).	Date(s) notified:	
	Location distributed:	
<input type="checkbox"/> IV. Post the complete CCR continuously at the local water office. <input type="checkbox"/> "Good Faith Effort" in other public buildings with the water system service area (i.e. City Hall, Public Library, etc.)	Date:	
	Locations posted:	
Certification		
This Community public water system confirms it has distributed its Consumer Confidence Report (CCR) to its customers and the appropriate notices of availability have been given and that the information contained in its CCR is correct and consistent with the compliance monitoring data previously submitted to the MS State Department of Health, Bureau of Public Water Supply and the requirements of the CCR rule.		
Name: 	Title: Director of Public Works	Date: 06-21-2023
Submittal		
Email the following required items to water.reports@msdh.ms.gov regardless of distribution methods used. 1. CCR (Water Quality Report) 2. Certification 3. Proof of delivery method(s)		

Rec'd 6/22/2023

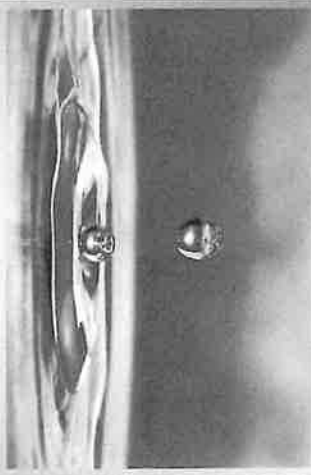
Horn Lake Utility and Sanitation Department
3101 Goodman Road West
Horn Lake, MS 38637

US POSTAGE PAID
MEMPHIS, TN
PERMIT NO. 380

2020 Annual Water Quality Report

South Twin Lakes

PWS# 170025



We are pleased to present to you this year's Annual Water Quality Report. We want to keep you informed about the quality water and services we deliver to you everyday. Our goal is to provide you with a safe and dependable supply of drinking water.

South Twin Lakes Consumer Confidence

Is my water safe?
In your past year, your tap water met all U.S. Environmental Protection Agency (EPA) and state drinking water health standards. The City of Horn Lake vigilantly safeguards the water supplies and once again we are proud to report that our system has not violated a maximum contaminant level or any other water quality standard.

Where does my water come from?
In 2020 our water department distributed 24,084,000 gallons of water to our customers. Our water is groundwater pumped from a natural underground aquifer, the Sparta Aquifer. The water is drawn by wells.

Do I need to take special precautions?
Some people may be more vulnerable to contaminants in drinking water than the general population. Immuno-compromised persons such as persons with cancer undergoing chemotherapy, persons who have undergone organ transplants, people with HIV/AIDS or other immune system disorders, some elderly, and infants can be particularly at risk from infections. These people should seek advice about drinking water from their health care providers. EPA/Centers for Disease Control (CDC) guidelines on appropriate means to lessen the risk of infection by Cryptosporidium and other microbial contaminants are available from the Safe Water Drinking Hotline (800-426-4791).

Source water assessment and its availability
Source Water Assessment Program was conducted by the Department of Environmental Quality under contract from the Mississippi Department of Health. Some water was sourced from 170022 (The City of Horn Lake). For information on this source, please contact The City of Horn Lake, Gary McElhannon, Director of Operations, at 662-342-7099 or by writing to The City of Horn Lake in c/o of Utility and Sanitation Department, 3101 Goodman Road West, Horn Lake, MS 38637. The results of the report are available at: <http://landandwater.demq.ms.gov/swai/epj/epjsts/epjst.asp?tid=0170022>. The susceptibility assessment ranking for each well is: -PWS ID: 170025, Source ID: 1, Susceptibility: Higher

Conservation Tips
-Repair household leaks.
-Use water saving shower heads, faucets, toilets and appliances.
-Wash only full loads of clothes or dishes.
Additional information for Lead
If present, elevated levels of lead can cause serious health problems, especially for pregnant women and young children. Lead in drinking water is primarily from materials and components associated with service lines and home plumbing. The City of Horn Lake is responsible for providing high quality drinking water, but cannot control the variety of materials used in plumbing components. When your water has been sitting for several hours, you can minimize the potential for lead exposure by flushing your tap for 30 seconds to 2 minutes before using water for drinking or cooking. If you are concerned about lead in your water, you may wish to have your water tested. Information on lead in drinking water, testing methods, and steps you can take to minimize exposure is available from the Safe Drinking Water Hotline or at <http://www.epa.gov/sdwa/lead>. The Mississippi State Department of Health Public Health Laboratory offers lead testing for \$10 per sample. Please contact (601) 576-7582 if you wish to have your water tested.

Why are there contaminants in my drinking water?
Drinking water, including bottled water, may reasonably be expected to contain at least small amounts of some contaminants.

The presence of contaminants does not necessarily indicate that water poses a health risk. More information about contaminants and potential health effects can be obtained by calling the Environmental Protection Agency's (EPA) Safe Drinking Water Hotline (800-426-4791). The sources of drinking water (both tap water and bottled water) include rivers, lakes, streams, ponds, reservoirs, springs, and wells. As water travels over the surface of the land or through the ground, it dissolves naturally occurring minerals and, in some cases, radioactive material, and can pick up substances resulting from the presence of animals or from human activity. Microbial contaminants, such as viruses and bacteria that may come from sewage treatment plants, septic systems, agricultural livestock operations, and wildlife. Inorganic contaminants, such as salts and metals, which can be naturally occurring or result from urban stormwater runoff, industrial, or domestic wastewater discharges, oil and gas production, mining, or farming. Pesticides and herbicides, which may come from a variety of sources such as agriculture, urban stormwater runoff, and residential uses. Organic Chemical Contaminants, including synthetic and volatile organic chemicals, which are by-products of industrial processes and petroleum production, and can also come from gas stations, urban stormwater runoff, and septic systems. Radioactive contaminants, which can be naturally occurring or be the result of oil and gas production, and mining activities. In order to ensure that tap water is safe to drink, EPA prescribes regulations that limit the amount of certain contaminants in water provided by public water systems. Food and Drug Administration (FDA) regulations establish limits for contaminants in bottled water which must provide the same protection for public health.

Contact Us
If you have any questions about this report or concerning your water utility, please contact Gary McElhannon, Director of Operations, at 662-342-7099, or by writing to the following address: City of Horn Lake in c/o of Utility and Sanitation Department, 3101 Goodman Road West, Horn Lake, MS 38637. If you want to learn more, please attend any of our regularly scheduled meetings on the 1st and 3rd Tuesdays of each month, at 6:00 P.M., in City Hall at 3101 Goodman Road West.

UNREGULATED CONTAMINANTS
If any unregulated contaminants, including those from the UCMR4, are detected, the language below should remain in the report for clarification purposes. Remove the language if no unregulated contaminants were detected. The data for detections of these contaminants need only be included in the report for the year that the samples were taken.
If the water system participated in the UCMR4 (where the water system reported directly to EPA), any detected results must be included in the report.

To remove your data, please go to: <http://www.spr.gov/water/occur/ucmr4-sch4a-unregulated-contaminant-monitoring-table>


REQUIRED LANGUAGE
Unregulated contaminants are those for which EPA has not established drinking water standards. The purpose of unregulated contaminant monitoring is to assist EPA in determining the occurrence of unregulated contaminants in drinking water and whether future regulations are warranted.

Water Quality Data Table

The table below lists all of the drinking water contaminants that we detected during the calendar year of this report. The presence of contaminants in the water does not necessarily indicate that the water poses a health risk. Unless otherwise noted, the data presented in this table is from testing done in the calendar year of the report. The EPA or the State requires us to monitor for certain contaminants less than once per year because the concentrations of these contaminants do not change frequently.

Contaminants	MCLG or MRDLG	MCL, TT, or MRDL	Your Water	Range		Sample Date	Violation	Typical Source
				Low	High			
Inorganic Contaminants								
Radium -226 (PCL/L)			0.41	<0.3	0.41	2020	No	Erosion of natural deposits.
Radium - 228 (PCL/L)			3.1	1.3	3.1	2020	No	Erosion of natural deposits.
Combined Radium (-226 & -228) (PCL/L)	0	5	3.1	1.71	3.1	2020	No	Erosion of natural deposits.
Barium (ppm)	2	2	0.0524	0.0464	0.0524	2020	No	Discharge of drilling wastes; Discharge from metal refineries; Erosion of natural deposits.
Gross Alpha, Incl. Radium & U (PCL/l)		15	3.1	3.1	3.1	2020	No	Erosion of natural deposits
Chromium (ppb)	100	100	< 0.5	1.7	1.8	2020	No	Discharge from steel and pulp mills; Erosion of natural deposits.
Fluoride (ppm) *	4	4	1.03	0.933	1.03	2020	No	Erosion of natural deposits; Water additive which promotes strong teeth; Discharge from fertilizer and aluminum factories.
Copper (ppm)	1.3	1.3=AL	0.2	All sites below AL		2016	No	Corrosion of household plumbing systems; Erosion of natural deposits; Leaching from wood preservatives.
Lead (ppb)	0	15=AL	1.0	All sites below AL		2016	No	Corrosion of household plumbing systems; Erosion of natural deposits.
Chlorine ² (ppm)	MRDLG = 4	MRDL=4	1.40	0.90	1.60	2020	No	Water additive used to control microbes.
Haloacetic Acids (HAA5) (ppb)	NA	60	8.00 11.28	No Range		2020	No	Byproduct of drinking water chlorination.
Total Trihalo-Methane (ppb)	0	80	11.28 (TTHM)	No Range		2020	No	Byproduct of drinking water chlorination.

*To comply with the "Regulation Governing Fluoridation of Community Water Supplies", MS0170025 is required to report certain results pertaining to fluoridation of our water system. The number of months in the previous calendar year in which average fluoride sample results were within the optimal range of 0.6 – 1.2 ppm was 11. The percentage of fluoride samples collected in previous calendar year was within the optimal range of 0.6 – 1.2 ppm was 92%.



Term	Definition
ppm	ppm: parts per million, or milligrams per liter (mg/L).
ppb	ppb: parts per billion, or micrograms per liter (µg/L).
NA	NA: not applicable.
ND	ND: Not detected.
NR	NR: Monitoring not required but recommended.
Important Drinking Water Definitions	
Term	Definition
MCLG	MCLG: Maximum Contaminant Level Goal: The level of a contaminant in drinking water below which there is no known or expected risk to health. MCLGs allow for a margin of safety.
MCL	MCL: Maximum Contaminant Level: The highest level of a contaminant that is allowed in drinking water. MCLs are set as close to the MCLGs as feasible using the best available treatment technology.
TT	TT: Treatment Technique: A required process intended to reduce the level of a contaminant in drinking water.
AL	AL: Action Level: The concentration of a contaminant which, if exceeded, triggers treatment or other requirements which a water system must follow.
Variance and Exemption	Variances and Exemptions: State or EPA permission not to meet an MCL or a treatment technique under certain conditions.
MRDLG	Maximum residual disinfection level goal. The level of a drinking water disinfectant below which there is no known or expected risk to health. MRDLGs do not reflect the benefits of the use of disinfectants to control microbial contaminants.
MNR	MNR: Monitored, Not Regulated.
MRDL	Maximum Residual Disinfection Level: The highest level of a disinfectant allowed in drinking water. There is convincing evidence that addition of a disinfectant is necessary for control of contaminants.
MPL	MPL: State Assigned Maximum Permissible Level.