


Certification

<p><u>Water systems serving 10,000 or more must use:</u> Distribution Method I</p> <p><u>Water systems serving 500 - 9,999 must use:</u> Distribution Method I OR Distribution Method II, III, and IV</p> <p><u>Water system serving less than 500 people must use:</u> Distribution Method I OR Distribution Method II, III, and IV OR Distribution Method III and IV</p>	OFFICE USE ONLY
<p>Public Water Supply name(s): Minerva I Lodi New Liberty Minerva II Legion Lake Rd Alva Mission Rd</p>	<p>7-digit Public Water Supply ID #(s): 049 0004 049 0017 049 0019 049 0016 049 0018 049 0020 049 0023</p>
<p>Distribution (Methods used to distribute CCR to our customers)</p>	
<p><input type="checkbox"/> I. CCR directly delivered using one or more method below:</p>	
<p><input checked="" type="checkbox"/> *Provided direct Web address to customer <input type="checkbox"/> Hand delivered <input type="checkbox"/> Mail paper copy <input type="checkbox"/> Email</p>	<p>*Add direct Web address (URL) here: https://msrwa.org/2022CCR/HayesCreek Example: "The current CCRs available at www.waterworld.org/ccrMay2023/0830001.pdf call (000) 000-0000 for paper copy".</p>
<p><input type="checkbox"/> II. Published the complete CCR in the local newspaper.</p>	<p>Date(s) published:</p>
<p><input type="checkbox"/> III. Inform customers the CCR will not be mailed but is available upon request. List method(s) used (examples – newspaper, water bills, newsletter, etc.).</p>	<p>Date(s) notified:</p> <p>Location distributed:</p>
<p><input type="checkbox"/> IV. Post the complete CCR continuously at the local water office. <input type="checkbox"/> "Good Faith Effort" in other public buildings with the water system service area (i.e. City Hall, Public Library, etc.)</p>	<p>Date:</p> <p>Locations posted:</p>
<p>Certification</p>	
<p>This Community public water system confirms it has distributed its Consumer Confidence Report (CCR) to its customers and the appropriate notices of availability have been given and that the information contained in its CCR is correct and consistent with the compliance monitoring data previously submitted to the MS State Department of Health, Bureau of Public Water Supply and the requirements of the CCR rule.</p>	
<p>Name: </p>	<p>Title: President</p>
<p>Date: 5-8-23</p>	
<p>Submittal</p>	
<p>Email the following required items to water.reports@msdh.ms.gov regardless of distribution methods used. 1. CCR (Water Quality Report) 2. Certification 3. Proof of delivery method(s)</p>	

2022 Annual Drinking Water Quality Report
Hayes Creek Water Association
PWS#: 0490004, 0490016, 0490017, 0490018, 0490019, 0490020 & 0490023
April 2023

We're pleased to present to you this year's Annual Quality Water Report. This report is designed to inform you about the quality water and services we deliver to you every day. Our constant goal is to provide you with a safe and dependable supply of drinking water. We want you to understand the efforts we make to continually improve the water treatment process and protect our water resources. We are committed to ensuring the quality of your water.

About Our System

All board members for the Hayes Creek Water Association have attended the required Board Management Training. Our board president and vice president will be attending the Advance Training Course in May of 2023.

The Lodi well sustained some damage in August 2022. Repairs have been made and the well is running sufficiently. A generator was replaced on the Lodi well.

July 1, 2022, we had a rate increase of \$2.00. \$1.00 on the flat rate and \$1.00 on the usage.

We currently have an ongoing well project which will be adding a new well to service our customers.

Contact & Meeting Information

If you have any questions about this report or concerning your water utility, please contact Vivian Golding at 662.283.3506. We want our valued customers to be informed about their water utility. If you want to learn more, please attend any of our regularly scheduled meetings. They are held on the second Monday of each month at 6:00 PM at the office located at 703 Summit Street, Winona, MS 38967.

Source of Water

Our water source is from wells drawing from the Lower and Middle Wilcox Aquifer and purchases water from the Town of Winona that has wells drawing from the Meridian Upper Wilcox Aquifer. The source water assessment has been completed for our public water system to determine the overall susceptibility of its drinking water supply to identified potential sources of contamination. A report containing detailed information on how the susceptibility determinations were made has been furnished to our public water system and is available for viewing upon request. The wells for the Hayes Creek Water Association have received lower susceptibility rankings to contamination.

Period Covered by Report

We routinely monitor for contaminants in your drinking water according to federal and state laws. This report is based on results of our monitoring period of January 1st to December 31st, 2022. In cases where monitoring wasn't required in 2022, the table reflects the most recent testing done in accordance with the laws, rules, and regulations.

As water travels over the surface of land or underground, it dissolves naturally occurring minerals and, in some cases, radioactive materials and can pick up substances or contaminants from the presence of animals or from human activity; microbial contaminants, such as viruses and bacteria, that may come from sewage treatment plants, septic systems, agricultural livestock operations, and wildlife; inorganic contaminants, such as salts and metals, which can be naturally occurring or result from urban storm-water runoff, industrial, or domestic wastewater discharges, oil and gas production, mining, or farming; pesticides and herbicides, which may come from a variety of sources such as agriculture, urban storm-water runoff, and residential uses; organic chemical contaminants, including synthetic and volatile organic chemicals, which are by-products of industrial processes and petroleum production, and can also come from gas stations and septic systems; radioactive contaminants, which can be naturally occurring or be the result of oil and gas production and mining activities. In order to ensure that tap water is safe to drink, EPA prescribes regulations that limit the amount of certain contaminants in water provided by public water systems. All drinking water, including bottled drinking water, may be reasonably expected to contain at least small amounts of some contaminants. It's important to remember that the presence of these contaminants does not necessarily indicate that the water poses a health risk.

Terms and Abbreviations

In the table you may find unfamiliar terms and abbreviations you might not be familiar with. To help you better understand these terms we've provided the following definitions:

Action Level (AL): The concentration of a contaminant which, if exceeded, triggers treatment or other requirements that a water system must follow.

Maximum Contaminant Level (MCL): The "Maximum Allowed" (MCL) is the highest level of a contaminant that is allowed in drinking water. MCLs are set as close to the MCLGs as feasible using the best available treatment technology.

Maximum Contaminant Level Goal (MCLG): The "Goal" (MCLG) is the level of a contaminant in drinking water below which there is no known or expected risk to health. MCLGs allow for a margin of safety.

Maximum Residual Disinfectant Level (MRDL): The highest level of a disinfectant allowed in drinking water. There is convincing evidence that addition of a disinfectant is necessary to control microbial contaminants.

Maximum Residual Disinfectant Level Goal (MRDLG): The level of a drinking water disinfectant below which there is no known or expected risk of health. MRDLGs do not reflect the benefits of the use of disinfectants to control microbial contaminants.

Parts per billion (ppb) or micrograms per liter: one part by weight of analyte to 1 billion parts by weight of the water sample.

Parts per million (ppm) or Milligrams per liter (mg/l): one part by weight of analyte to 1 million parts by weight of the water sample.

PWS ID #: 0490004		TEST RESULTS						
Contaminant	Violation Y/N	Date Collected	Level Detected	Range of Detects or # of Samples Exceeding MCL/ACL	Unit Measurement	MCLG	MCL	Likely Source of Contamination
Inorganic Contaminants								
10. Barium	N	2019*	.067	No Range	ppm	2	2	Discharge of drilling wastes; discharge from metal refineries; erosion of natural deposits
13. Chromium	N	2019*	14.1	No Range	ppb	100	100	Discharge from steel and pulp mills; erosion of natural deposits
14. Copper	N	2022	.4	0	ppm	1.3	AL=1.3	Corrosion of household plumbing systems; erosion of natural deposits; leaching from wood preservatives
16. Fluoride	N	2019*	.104	No Range	ppm	4	4	Erosion of natural deposits; water additive which promotes strong teeth; discharge from fertilizer and aluminum factories
17. Lead	N	2022	5	0	ppb	0	AL=15	Corrosion of household plumbing systems, erosion of natural deposits
Disinfection By-Products								
81. HAA5	N	2022	1.85	No Range	ppb	0	60	By-Product of drinking water disinfection.
82. TTHM [Total trihalomethanes]	N	2022	4.24	No Range	ppb	0	80	By-product of drinking water chlorination.
Chlorine	N	2022	1.1	1.1 – 1.1	mg/l	0	MDRL = 4	Water additive used to control microbes

PWS ID #: 0490016		TEST RESULTS						
Contaminant	Violation Y/N	Date Collected	Level Detected	Range of Detects or # of Samples Exceeding MCL/ACL	Unit Measurement	MCLG	MCL	Likely Source of Contamination
Inorganic Contaminants								
10. Barium	N	2022	.0142	No Range	ppm	2	2	Discharge of drilling wastes; discharge from metal refineries; erosion of natural deposits
14. Copper	N	2018/20*	.1	0	ppm	1.3	AL=1.3	Corrosion of household plumbing systems; erosion of natural deposits; leaching from wood preservatives
16. Fluoride	N	2022	.152	No Range	ppm	4	4	Erosion of natural deposits; water additive which promotes strong teeth; discharge from fertilizer and aluminum factories
17. Lead	N	2018/20*	4	0	ppb	0	AL=15	Corrosion of household plumbing systems, erosion of natural deposits
Sodium	N	2022	81.9	No Range	ppm	20	0	Road Salt, Water Treatment Chemicals, Water Softeners and Sewage Effluents.
Disinfection By-Products								
Chlorine	N	2022	1.7	1.1 – 1.8	mg/l	0	MDRL = 4	Water additive used to control microbes

PWS ID #: 0490017								
TEST RESULTS								
Contaminant	Violation Y/N	Date Collected	Level Detected	Range of Detects or # of Samples Exceeding MCL/ACL	Unit Measurement	MCLG	MCL	Likely Source of Contamination
Inorganic Contaminants								
10. Barium	N	2019*	.0664	No Range	ppm	2	2	Discharge of drilling wastes; discharge from metal refineries; erosion of natural deposits
13. Chromium	N	2019*	19.7	No Range	ppb	100	100	Discharge from steel and pulp mills; erosion of natural deposits
14. Copper	N	2018/20*	.2	0	ppm	1.3	AL=1.3	Corrosion of household plumbing systems; erosion of natural deposits; leaching from wood preservatives
17. Lead	N	2018/20*	1	0	ppb	0	AL=15	Corrosion of household plumbing systems, erosion of natural deposits
Disinfection By-Products								
Chlorine	N	2022	2	2 – 2.1	ppm	0	MRDL = 4	Water additive used to control microbes

PWS ID #: 0490018								
TEST RESULTS								
Contaminant	Violation Y/N	Date Collected	Level Detected	Range of Detects or # of Samples Exceeding MCL/ACL	Unit Measurement	MCLG	MCL	Likely Source of Contamination
Inorganic Contaminants								
10. Barium	N	2019*	.067	No Range	ppm	2	2	Discharge of drilling wastes; discharge from metal refineries; erosion of natural deposits
13. Chromium	N	2019*	14.1	No Range	ppb	100	100	Discharge from steel and pulp mills; erosion of natural deposits
14. Copper	N	2020/22	.7	0	ppm	1.3	AL=1.3	Corrosion of household plumbing systems; erosion of natural deposits; leaching from wood preservatives
16. Fluoride	N	2019*	.104	No Range	ppm	4	4	Erosion of natural deposits; water additive which promotes strong teeth; discharge from fertilizer and aluminum factories
17. Lead	N	2020/22	2	0	ppb	0	AL=15	Corrosion of household plumbing systems, erosion of natural deposits
Sodium	N	2019*	3600	No Range	ppb	0	0	Road Salt, Water Treatment Chemicals, Water Softeners and Sewage Effluents.
Disinfection By-Products								
B1. HAA5	N	2022	1.95	No Range	ppb	0	60	By-Product of drinking water disinfection.
82. TTHM [Total trihalomethanes]	N	2022	4.07	No Range	ppb	0	80	By-product of drinking water chlorination.
Chlorine	N	2022	1.2	1.1 – 1.2	mg/l	0	MDRL = 4	Water additive used to control microbes

PWS ID #: 0490019

TEST RESULTS

Contaminant	Violation Y/N	Date Collected	Level Detected	Range of Detects or # of Samples Exceeding MCL/ACL	Unit Measurement	MCLG	MCL	Likely Source of Contamination
Inorganic Contaminants								
10. Barium	N	2022	.0711	No Range	Ppm	2	2	Discharge of drilling wastes; discharge from metal refineries; erosion of natural deposits
14. Copper	N	2018/20*	.4	0	ppm	1.3	AL=1.3	Corrosion of household plumbing systems; erosion of natural deposits; leaching from wood preservatives
17. Lead	N	2018/20*	5	0	ppb	0	AL=15	Corrosion of household plumbing systems, erosion of natural deposits
Sodium	N	2022	34.4	No Range	ppm	20	0	Road Salt, Water Treatment Chemicals, Water Softeners and Sewage Effluents.
Disinfection By-Products								
Chlorine	N	2022	2.1	2 – 2.2	mg/l	0	MDRL = 4	Water additive used to control microbes

PWS ID #: 0490020

TEST RESULTS

Contaminant	Violation Y/N	Date Collected	Level Detected	Range of Detects or # of Samples Exceeding MCL/ACL	Unit Measurement	MCLG	MCL	Likely Source of Contamination
Microbiological Contaminants								
1. Total Coliform Bacteria including E. Coli	Y	March	Monitoring	0	NA	0	presence of coliform bacteria in 5% of monthly samples	Naturally present in the environment E Coli comes from human and animal fecal waste
Inorganic Contaminants								
10. Barium	N	2022	.0048	No Range	ppm	2	2	Discharge of drilling wastes; discharge from metal refineries; erosion of natural deposits
13. Chromium	N	2020*	2.7	2.4 – 2.7	ppb	100	100	Discharge from steel and pulp mills; erosion of natural deposits
14. Copper	N	2018/20*	.1	0	ppm	1.3	AL=1.3	Corrosion of household plumbing systems; erosion of natural deposits; leaching from wood preservatives
16. Fluoride	N	2020*	.126	No Range	ppm	4	4	Erosion of natural deposits; water additive which promotes strong teeth; discharge from fertilizer and aluminum factories
17. Lead	N	2018/20*	0	0	ppb	0	AL=15	Corrosion of household plumbing systems, erosion of natural deposits
Sodium	N	2022	73.7	No Range	ppm	20	0	Road Salt, Water Treatment Chemicals, Water Softeners and Sewage Effluents.
Disinfection By-Products								
81. HAA5	N	2022	2.32	No Range	ppb	0	60	By-Product of drinking water disinfection.
Chlorine	Y	2022	2.4	2 – 2.5	mg/l	0	MDRL = 4	Water additive used to control microbes

PWS ID #: 0490023		TEST RESULTS						
Contaminant	Violation Y/N	Date Collected	Level Detected	Range of Detects or # of Samples Exceeding MCL/ACL	Unit Measure -ment	MCLG	MCL	Likely Source of Contamination
Inorganic Contaminants								
10. Barium	N	2022	.0186	No Range	ppm	2	2	Discharge of drilling wastes; discharge from metal refineries; erosion of natural deposits
14. Copper	N	2019/21*	.3	0	ppm	1.3	AL=1.3	Corrosion of household plumbing systems; erosion of natural deposits; leaching from wood preservatives
16. Fluoride	N	2022	.146	No Range	ppm	4	4	Erosion of natural deposits; water additive which promotes strong teeth; discharge from fertilizer and aluminum factories
17. Lead	N	2019/21*	1	0	ppb	0	AL=15	Corrosion of household plumbing systems, erosion of natural deposits
Sodium	N	2022	97.7	No Range	ppm	20	0	Road Salt, Water Treatment Chemicals, Water Softeners and Sewage Effluents.
Disinfection By-Products								
Chlorine	N	2022	1.9	2 – 2.4	mg/l	0	MDRL = 4	Water additive used to control microbes

* Most recent sample. No sample required for 2022.

Sodium. Excess sodium from salt in the diet increases the risk of high blood pressure and cardiovascular disease.

Microbiological Contaminants:

(1) Total Coliform/E Coli. Coliforms are bacteria that are naturally present in the environment and are used as an indicator that other, potentially harmful, waterborne pathogens may be present or that a potential pathway exists through which contamination may enter the drinking water distribution system.

Disinfection By-Products:

Chlorine. Some people who use water containing chlorine well in excess of the MRDL could experience irritating effects to their eyes and nose. Some people who drink water containing chlorine well in excess of the MRDL could experience stomach discomfort.

We are required to monitor your drinking water for specific contaminants on a monthly basis. Results of regular monitoring are an indicator of whether or not our drinking water meets health standards. In an effort to ensure systems complete all monitoring requirements, MSDH now notifies systems of any missing samples prior to the end of the compliance period.

LEAD INFORMATION

If present, elevated levels of lead can cause serious health problems, especially for pregnant women and young children. Lead in drinking water is primarily from materials and components associated with service lines and home plumbing. Our water system is responsible for providing high quality drinking water, but cannot control the variety of materials used in plumbing components. When your water has been sitting for several hours, you can minimize the potential for lead exposure by flushing your tap for 30 seconds to 2 minutes before using water for drinking or cooking. If you are concerned about lead in your water, you may wish to have your water tested. Information on lead in drinking water, testing methods, and steps you can take to minimize exposure is available from the Safe Drinking Water Hotline or at <http://www.epa.gov/safewater/lead>. The Mississippi State Department of Health Public Health Laboratory offers lead testing. Please contact 601.576.7582 if you wish to have your water tested.

FLUORIDE INFORMATION

To comply with the "Regulation Governing Fluoridation of Community Water Supplies", the City of Winona is required to report certain results pertaining to fluoridation of our water system. The number of months in the previous calendar year in which average fluoride sample results were within the optimal range of 0.6-1.2 ppm was 11. The percentage of fluoride samples collected in the previous calendar year that was within the optimal range of 0.6-1.2 ppm was 100%. The number of months samples were collected and analyzed in the previous calendar year was 12.

VIOLATIONS

Our system recently violated a drinking water standard. Even though this was not an emergency, as our customers, you have a right to know what happened. We are required to monitor your drinking water for specific contaminants on a monthly basis. Results of regular monitoring are an indicator of whether or not our drinking water meets health standards. During March 2022, we did not complete all monitoring or testing for bacteriological and Chlorine contaminants and therefore cannot be sure of the quality of our drinking water during that time. We were required to take 1 sample and took 0. We have since taken the required samples that showed we are meeting drinking water standards.

All sources of drinking water are subject to potential contamination by substances that are naturally occurring or man-made. These substances can be microbes, inorganic or organic chemicals and radioactive substances. All drinking water, including bottled water, may reasonably be expected to contain at least small amounts of some contaminants. The presence of contaminants does not necessarily indicate that the water poses a health risk. More information about contaminants and potential health effects can be obtained by calling the Environmental Protection Agency's Safe Drinking Water Hotline at 1.800.426.4791.

Some people may be more vulnerable to contaminants in drinking water than the general population. Immuno-compromised persons such as persons with cancer undergoing chemotherapy, persons who have undergone organ transplants, people with HIV/AIDS or other immune system disorders, some elderly, and infants can be particularly at risk from infections. These people should seek advice about drinking water from their health care providers. EPA/CDC guidelines on appropriate means to lessen the risk of infection by *Cryptosporidium* and other microbiological contaminants are available from the Safe Drinking Water Hotline 1.800.426.4791.

The Hayes Creek Water Association works around the clock to provide top quality water to every tap. We ask that all our customers help us protect our water sources, which are the heart of our community, our way of life and our children's future.

WATER AND SEWER USER INFORMATION

6/30/22

HAYES CREEK WATER ASSOCIATION

703 SUMMIT ST.

WINONA, MS. 38967

Telephone: (662) 283-3506

Fax: (662) 283-3560

1. EXISTING SYSTEM:

A. Number of residential Users(3/4" meter)	WATER	NO SEWER
(1) Rural Residential	948	
(2) Other 3/4" meter		
Churches	25	
Farms & Hunting Clubs	43	

“

Total 3/4" Meter Users 1016

B. Number of Commercial Users (above 3/4" meter)

(1) 1-1/2" meter users Stuvee	1
(2) 2" meter users (famer) x 5 R Farms	
2"meter (farmer Stoker/Middleton)	
No Heart Lumber, Elliott Baptist Church	5
Camp McCain	1

Total number large meters Users 7

C. There are no re-sell bulk users.

*** TOTAL ALL ACTIVE METERS 1023

2. WATER USAGE (Existing system which includes 1A and 1B).

	WATER	SEWER
A. Average monthly usage from all users (gallons)	<u>3,487,324</u>	N/A
B. Average monthly residential usage (gallons)	3,121,856	N/A

3. Current water rates:

A. Residential Users

Up to First 2000 gallons \$25.00

All over 2000 gallons at \$11.00 per 1000

B. Commercial Users

Up to first 2000 gallons 30.00

All over 2000 gallons at \$11.00 plus tax

C. Bulk not applicable

D. Average monthly residential water usage (3/4") 3,121,856 gallons

E. Average monthly usage form meters exceeding 3/4" 173,642
(GALLONS)

F. Bulk not applicable

G. Average monthly water cost to users: \$41.00 per household

4. Sewer rates not applicable

5. Not applicable

6. Location of water users:

County	Location
Montgomery	885
Grenada	41
Webster	84
Carroll	<u>13</u>

TOTAL CUSTOMERS 1023 Totals very and change weekly

7. Water system (check on for each item below)

- A. Meets the Safe Drinking Act before RD financing yes no
B. After Development, the primary source of water will be well purchase
C. Will system own its own well(s) yes no

8. Not Applicable

9. Not Applicable

10. Race/Origin for users. (total should include all existing and residential users)

Black/African American	303
White/American	644
Hispanic	
Other	_____ 1
Total	948

11. Name, address and phone number of applicant's attorney:

Lane Greenlee, Attorney
P.O Box 430
Winona, MS. 38967

Name, address and phone number of applicant's Engineer:

Christian Gardner, Engineer
Gardner Engineering
P.O. Box 1197
Kosciusko, MS. 39090

Name, address and phone number of applicant's CPA:

Kevin Wolfe
Taylor, Powell, Wilson & Hartford
P. O. Box 1050
Grenada, MS. 38902-1050

Name, address and phone number of applicant's bond Counsel:
NOT APPLICABLE

12. Not applicable

-
13. Fees and Deposits charged SEE ATTACHMENT
Copy of latest cash flow statement, balance sheet and approved budget
14. Office hours: 8 A.M. to 4 P.M. Monday thru Friday...lunch 12:45 to 1:00 PM.

Office location: 703 Summit St., Winona, MS. 3896

Location of meetings: 703 Summit St., Winona, MS. 38967

Fax number for Association: (662 283-3560

Email address: hayescreekwater@att.net
15. Board member information: SEE ATTACHMENT
16. Arthur J. Gallagher Risk Management Services, INC
1076 Highland Colony Parkway - Suite 300
Ridgeland, MS 389157

All of our policies are paid and have paid received current policies and paid receipts for your files.

Company	Type of coverage	Amount of coverage	Expiration
	Director & Office Liability	1,000,000.00	05/31/2024
	Bond on Vivian Golding	77,000.00	08/13/2023
	Bond on Amanda Bullard	77,000.00	06/07/2024
	Tommye Hardin	77,000.00	10/13/2023
	(Bldg. & Personal Property	65,000.00	12/28/2023
	Bldg., Pumps, & Electrical	See Attachment	12/28/2023)
	Notary Bond	Vivian	03/13/2025
	Notary Bond	Tommye	04/23/2026
	Public official Bond-Sam Pittman-Board mem.		09/03/2024

Yours truly,

Vivian Golding, Secretary
Hayes Creek Water Association
703 Summit St.
Winona, MS. 38967

HAYES CREEK WATER ASSOCIATION

CUSTOMERS BY ZIP CODE

CURRENT ZIP CODES

WINONA, MS., 38967	307
DUCK HILL, MS., 38925	343
KILMICHAEL, MS., 39747	144
GRENADA, MS. 38901	28
STEWART, MS., 39767	32
EUPORA, MS. 39744	16
MISCELLANEOUS	<u>153</u>
	1023

ATTACHMENT
SCHEDULE OF RATES AND CHARGES
January 1, 2023

<u>Membership Fee</u>	(included in connection fee of \$25.00) (non-refundable) \$10.00
<u>Water Tap Fee</u>	(Installation of new ¾" meter, includes Membership fee) \$650.00
	(With a \$100.00 refundable meter deposit) <u>\$100.00</u>
Effective 12-14-21	Total \$750.00*

<u>Connection Fee</u>	Cut on fee	\$25.00*
<u>Reconnect Fee</u>	(Locked for non-payment) First 2 times	\$25.00
	Thereafter	\$50.00
<u>Late Charge Penalty</u>	(Bills not paid by the 20 th of each mo.)	\$20.00*

DEPOSITS:

<u>Residential Security Deposit</u>	\$100.00
	(Plus \$25.00 cut on fee- non-refundable) \$125.00*
<u>Rental Security Deposit</u>	\$375.00
	(Plus \$25.00 cut on fee- non-refundable) \$400.00*

***Insufficient Check Charge **\$30.00**

Water Rates

2022

Table #1 = \$25.00 first 2000 gallons, all over 2000 is \$11.00 per 1000 (residential)

Table #2 = \$30.00 first 2000 gallons, all over 2000 is \$11.00 per 1000 Plus Sales Tax (Commercial, Farms and Hunting Clubs)

Table #3-- \$50.00 first 2000 gallons, all over 4000 is \$11.00/per1000=(x2 houses)

Table #4-- \$75.00 first 2000 gallons, all over 6000 is \$11.00 per 1000 =(x3 houses)

Table #5--\$100.00 first 2000 gallons, all over 8000 is \$11.00 per 1000 =(x4 houses)

Table #6-\$125.00 first 2000 gallons, all over 10,000 is \$11.00 per 1000=(x5houses)

Table #7 = (Hunting Club with 15-20- Campers hooked up).

\$150.00 first 2000 gallons, all over 2000 per 1000

This is five \$30.00 flat rates.

****Table #8 No longer need this rate table, per PP because all farms are classified as Table #2. These are large meter 1 ½ to 2" Meters with no other households.**

****Table #9 =Churches- pay sales tax \$25.00 for 2000-all over 2000 \$11.00**

TABLE 10 HOUBI is Two dwellings (house- \$25 & \$30 business) \$55.00 for 4000, then \$11.00 per 1000 thereafter.

With sales tax of .0350 which is on business only)

HAYES CREEK WATER ASSOCIATION

703 SUMMIT ST.

WINONA, MS 38967

September -2022 to September -2023

Listed below are names of our board members, training date and terms:

	Term Expires		Term Expires
James R. Bennett, President 2046 Hwy. 404 Duck Hill, MS 38925 (662) 565-2308 Board training: 06/3/1999 Revised training: 12/5/2013	9/20/25	Kenneth Loggins 40 Loggins Lane Kilmichael, MS. 39747 (662) 283-3538 Board Training: 11/14/06 Revised training: 12/23/13	9/2023
Jack Blakely, Vice President 1442 Red Hill Rd. Duck Hill, MS. 38925 (662) 226-6093 Board training: 07/22/98 Revised training: 12/05/2003	9/2023	Sam Pittman 147 Bethlehem Rd. Winona, MS. 38967 (662) 283-3830 Board training: 12/14/2000 Revised training: 12/05/2013	9/2025
Bessie Moore 1348 Spring Hill Rd. Duck Hill, MS. 38925 (662) 283-4981/ 582-5832	09/2024	David Newton 6989 Greensboro, Rd. Duck Hill, MS. 38925 (662) 229-6937 Board training: 12/5/2013	9/2024
Daniel King 61 Bethlehem Community Winona, MS. 38967 (662-417-0958) Board training: 8/23/16	09/2024		

All of our Board Members have completed "Board Training" required by MSDH.
Jan Bennett, Secretary (Board Secretary, Accounts Payable Clerk, Annual/ Public Water reports Clerk)
Tommye Hardin, Office accounts receivable clerk. In accordance with our by-laws, our annual meeting is held in September, on the second Monday each year.

Yours truly,

Vivian Golding, Secretary
Hayes Creek Water Association
703 Summit St.
Winona, MS 38967

Board Members

Call every 2nd Monday to remind of Board Meeting

**James R. Bennett 662-565-2308
 1-769-232-8945**

Jack Blakey 662- 226-6093

**Sam Pittman 662-283-3830
 662- 417-1723**

**Kenny Loggins 662 283-3538
 662-582-2376**

**Bessie Moore 662-283-4981
 662-582-5832**

David Newton 1-662-229-6937

**Daniel King 662- 417-0958
 662-283-2087**

0490004

RECEIVED
MSDH-WATER SUPPLY
2023 MAY 30 PM 3:24

HAYES CREEK WATER ASSOCIATION
703 SUMMIT STREET
WINONA, MS 38967
Work: 662-283-3506
Fax: 662-283-3560

**PLEASE USE THE FOLLOWING EMAIL
FOR ANY CORRESPONDENCE TO
HAYES CREEK WATER:**

hayescreekwater@att.net

THANK YOU!!!

COVER SHEET

HAYES CREEK WATER ASSOCIATION
CONSUMER CONFIDENCE REPORT
JUNE 1, 2023

WELL I. D. NUMBERS

#0490004-City

#0490016-Minerva-I

#0490017-New Liberty

#0490018-City

#0490019-Lodi

#0490020-Alva

#0490023-Minerva-II

COPIES AVAILABLE TO CUSTOMERS AT

Hayes Creek Water Association

703 Summit St.

Winona, Mississippi

June 1, 2023

Mississippi State Health Department
P. O. Box 1700
Jackson, MS 39215-1700

Dear Sir:

Enclosed you will find a copy of the Customer Confidence Report required by MSDH for I.D. Numbers 0490004, 0490016, 0490017, 0490018, 040019, 0490020, & 0490023.

I have also enclosed a copy of our bill, which notified our customers that the reports are in our office. HCWA took advantage of hosting our 2022 CCR on the MsRWA website with a URL <https://msrwa.org/2022ccr/hayescreek7.pdf>.

If I can be of further assistance, please call.

Yours truly,



Vivian Golding
Office Manager

Enclosures

/vg

Name of system: Hayes Creek Water Association

System PWS ID#(s) #0490016, #0490017, #0490019, #0490020, and #0490023

Do you purchase water () Yes (X) No

Contact person is: Philip Patridge Phone: (662) 417-5771

Regular meetings are scheduled 2nd Monday of every month, at 6 P.M., at Hayes Creek Water Association, 703 Summit St. Winona, MS 38967


We do not treat with fluoride

Our systems source water assessment program has been completed, and is rated "Lower" susceptibility to contamination.

Person to contact at this system is: Vivian Golding Phone: (662) 283-3506

Date: 5-16-23

System Name:	Hayes Creek Water Assoc.	Minerva I Well	#0490016
		New Liberty Well	#0490017
		Lodi Well	#0490019
		Alva Well	#0490020
		Minerva II Well	#0490023

Signature: 
Vivian Golding, Office Manager

Do you purchase water Yes No

Only on Two Systems- PWS ID#(s) #0490004 and #0490018

If yes, from System Name: Winona Public Utility

Contact person is: Philip Patridge Phone #: (662) 417-5771

Regular meetings are scheduled: 2nd Monday of every month, at 6 P.M., at Hayes Creek Water Association Office, 703 Summit St., Winona, MS 38967

We do not treat with fluoride.

Our systems had one violation in 2022.

Our systems source water assessment program has been completed and is rated "Lower" Susceptibility to contamination.

Person to contact at this system is: Vivian Golding, Office Manager
(662) 283-3506

Date: 5-16-23

System Name: Hayes Creek Water Association

ID #0490004 Mission Rd.

ID #0490018 Legion Lake Rd.

Signature:


Vivian Golding
Office Manager


THIS IS TO CERTIFY THAT:

Customers with ID numbers 0490004 and 0490018 were informed that the CCR can be viewed on the MsRWA website on our June water bills and the CCR report can be viewed at the office of Hayes Creek Water Association.

Customers with ID numbers 0490016, 0490019, 0490017, 0490020 and 0490023 customers were informed the CCR can be viewed on the MsRWA website as the population of these ID numbers exceed 500. Copies of these reports are available at our office.

CERTIFICATION

I hereby certify that a consumer confidence report (CCR) has been distributed to the customers of this public water system in the form and manner identified above. I further certify that the information included in this CCR is true and correct and is consistent with the water quality monitoring data provided to the public water system officials by the Mississippi State Department of Health, Division of Water Supply.


James R. Bennett, President
Hayes Creek Water Association

5-8- 2023

Deliver payment to:

Hayes Creek Water Assn.
703 Summit St
Winona, MS 38967
662-283-3506

FIRST-CLASS MAIL
US POSTAGE PAID
MAILED FROM
ZIP CODE 38967
PERMIT # 3

Previous Balance:	0.00
WATER RATE 1 USED 260	25.00
PREV 52887 PRES 53147	

Return this portion with payment.
Billed: 05/25/23

25.00 PAID BY DIRECT DEBIT

25.00 PAID BY DIRECT DEBIT

Acct# 01500

DAVID DODD
SVC:04/12/23-05/10/23 (28 days) Acct# 01500

DAVID DODD
602 AUDUBON POINT DRIVE
BRANDON MS 99999

CONSUMER CONFIDENCE REPORT AVAILABLE AT
<https://msrwa.org/2022ccr/hayescreek.pdf>