

2021 CERTIFICATION

Consumer Confidence Report (CCR)

CITY OF MARKS

PRINT Public Water System Name

0600007

List PWS ID #s for all Community Water Systems included in this CCR

CCR DISTRIBUTION (Check all boxes that apply)

INDIRECT DELIVERY METHODS (Attach copy of publication, water bill or other)	DATE ISSUED
<input checked="" type="checkbox"/> Advertisement in local paper (Attach copy of advertisement) WILL RUN ON 06/30/2022	06/21/2022
<input type="checkbox"/> On water bill (Attach copy of bill)	
<input type="checkbox"/> Email message (Email the message to the address below)	
<input type="checkbox"/> Other (Describe: _____)	
DIRECT DELIVERY METHOD (Attach copy of publication, water bill or other)	DATE ISSUED
<input type="checkbox"/> Distributed via U.S. Postal Service	
<input type="checkbox"/> Distributed via E-mail as a URL (Provide direct URL): _____	
<input type="checkbox"/> Distributed via Email as an attachment	
<input type="checkbox"/> Distributed via Email as text within the body of email message	
<input type="checkbox"/> Published in local newspaper (attach copy of published CCR or proof of publication)	
<input type="checkbox"/> Posted in public places (attach list of locations or list here) _____	
<input type="checkbox"/> Posted online at the following address (Provide direct URL): _____	

CERTIFICATION

I hereby certify that the Consumer Confidence Report (CCR) has been prepared and distributed to its customers in accordance with the appropriate distribution method(s) based on population served. Furthermore, I certify that the information contained in the report is correct and consistent with the water quality monitoring data for sampling performed and fulfills all CCR requirements of the Code of Federal Regulations (CFR) Title 40, Part 141.151 – 155.

Name

Sharon McCall

Title

City Clerk

Date

06/21/2022**SUBMISSION OPTIONS** (Select one method ONLY)

You must email or mail a copy of the CCR, Certification, and associated proof of delivery method(s) to the MSDH, Bureau of Public Water Supply.

Mail: (U.S. Postal Service)

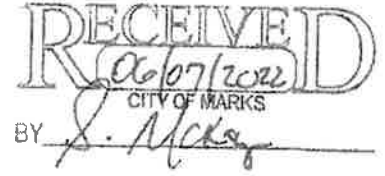
MSDH, Bureau of Public Water Supply

P.O. Box 1700

Jackson, MS 39215

Email: water.reports@msdh.ms.gov

2021 Annual Drinking Water Quality Report
City of Marks
PWS ID# 0600007
June 2022



We are pleased to present to you this year's Annual Drinking Water Quality Report. This report is a snapshot of last year's water quality. Included are details about from where your water comes, what it contains, and how it compares to standards set by regulatory agencies. Our constant goal is to provide you with a safe and dependable supply of drinking water. We want you to understand the efforts we make to continually improve the water treatment process and protect our water resources. We are committed to ensuring the quality of your water and to providing you with this information, because informed customers are our best allies. Our water source is groundwater. Our wells draw from the Meridian Upper Wilcox Aquifer.

A Source Water Assessment has been completed for our public water system to determine the overall susceptibility of the drinking water supply and to identify potential sources of contamination. The general susceptibility rankings assigned to each well of this system are provided immediately below. A report containing detailed information on how the susceptibility determinations were made has been furnished to our public water supply and is available upon request. The wells for The City of Marks have received moderate susceptibility rankings.

If you have any questions about this report or concerning your water, please contact Mayor Joe Shegog at 662. 326-3161. We want our valued customers to be informed about their water utility. If you want to learn more, please attend any of our regularly scheduled meetings. They are held at 5 P.M. on the first Tuesday of each month at City Hall.

We routinely monitor for over 150 contaminants in your drinking water according to Federal and State laws. The table below lists all the drinking water contaminants that we detected in the last round of sampling for the particular contaminant group. Unless otherwise noted, the data presented in this table is from testing done January 1 through December 31, (2021). As water travels over the surface of the land or through the ground, it dissolves naturally-occurring minerals and, in some cases, radioactive material, and can pick up substances resulting from the presence of animals or from human activity. All drinking water, including bottled water may be reasonably expected to contain at least small amounts of some constituents. The presence of contaminants does not necessarily indicate that water poses a health risk

In this table you will find many terms and abbreviations you might not be familiar with. To help you better understand these terms we've provided the following definitions:

Parts per million (ppm) or Milligrams per liter (mg/L) - One part per million corresponds to one minute in two years or a single penny in \$10,000.

Parts per billion (ppb) or Micrograms per liter (ug/L) - One part per billion corresponds to one minute in 2,000 years, or a single penny in \$10,000,000.

Action Level (AL) - The concentration of a contaminant which, if exceeded, triggers treatment or other requirements which a water system must follow.

Maximum Contaminant Level (MCL) - The highest level of a contaminant that is allowed in drinking water. MCLs are set as close to the MCLGs as feasible using the best available treatment technology.

Maximum Contaminant Level Goal (MCLG) - The level of a contaminant in drinking water below which there is no known or expected risk to health. MCLGs allow for a margin of safety.

TEST RESULTS

Inorganic Contaminants

Contaminant (units)	Sample Date	MCL Violation Y/N	Your Water	Range Low High	MCLG	MCL	Likely Source of Contamination
Barium (ppm)	*2019	N	0.0407	NO RANGE	2	2	Discharge of drilling wastes; discharge from metal refineries; erosion of natural deposits
Fluoride (ppm)	*2019	N	0.102	No Range	4	4	Erosion of natural deposits; water additive which promotes strong teeth; discharge from fertilizer and aluminum factories
Chromium (ppb)	*2019	N	0.9	NO RANGE	100	100	Discharge from steel and pulp mills; erosion of natural deposits
Nitrite (measured as Nitrogen) (ppm)	2021	N	0.0221	NO RANGE	1	1	Runoff from fertilizer use; leaching from septic tanks, sewage; erosion of natural deposits

Lead and Copper Contaminants

Contaminant (units)	Sample Date	Your Water	# of sites found above the AL	MCLG	MCL	Likely Source of Contamination
Copper (ppm) (90 th percentile)	*2019	0.7	0	1.3	AL=1.3	Corrosion of household plumbing systems; erosion of natural deposits; leaching from wood preservatives
Lead (ppb) (90 th percentile)	*2019	10	0	0	AL=15	Corrosion of household plumbing systems, erosion of natural deposits

Disinfectants and Disinfection Byproducts Contaminants

Contaminant (units)	MCL/M RDL Violation Y/N	Your Water (AVG)	Range Low High	MCLG	MCL	Likely Source of Contamination
TTHM (ppb) [Total Trihalomethanes]	N	7.39	NO RANGE	N/A	80	By-product of drinking water chlorination
HAA5 (ppb) [Total Haloacetic Acids]	N	8.5	NO RANGE	N/A	60	By-product of drinking water disinfection
Chlorine (ppm)	N	1.20	1.14 - 1.22	MRDLG = 4	MRDL = 4	Water additive used to control microbes

Unregulated Contaminants

Contaminant (units)	Sample Date	MCL Violation Y/N	Your Water	Range Low High	MCLG	MCL	Likely Source of Contamination
Sodium (ppm)	2021	N	100	NO RANGE	20	None	Road Salt, Water treatment Chemicals, Water Softeners and Sewage Effluents

*Most Recent Sample. No sample required for 2021

Unregulated contaminants are those for which EPA has not established drinking water standards. The purpose of unregulated contaminant monitoring is to assist EPA in determining the occurrence of unregulated contaminants in drinking water and whether future regulations are warranted.

We are required to monitor your drinking water for specific contaminants on a monthly basis. Results of regular monitoring are an indicator of whether or not our drinking water meets health standards. In an effort to ensure systems complete all monitoring requirements, MSDH now notifies systems of any samples prior to the end of the monitoring period.

If present, elevated levels of lead can cause serious health problems, especially for pregnant women and young children. Lead in drinking water is primarily from materials and components associated with service lines and home plumbing. The City of Marks is responsible for providing high quality drinking water, but cannot control the variety of materials used in plumbing components. When your water has been sitting for several hours, you can minimize the potential for lead exposure by flushing your tap for 30 seconds to 2 minutes before using water for drinking or cooking. If you are concerned about lead in your water, you may wish to have your water tested. Information on lead in drinking water, testing methods, and steps you can take to minimize exposure is available from the Safe Drinking Water Hotline or at <http://www.epa.gov/safewater/lead>. The Mississippi State Department of Health Public Laboratory offers lead testing for \$10 per sample. Please contact 601.576.7582 if you wish to have your water tested.

Drinking water, including bottled water, may reasonably be expected to contain at least small amounts of some contaminants. The presence of contaminants does not necessarily indicate that water poses a health risk. More information about contaminants and potential health effects can be obtained by calling the Environmental Protection Agency's Safe Drinking Water Hotline (800-426-4791).

Some people may be more vulnerable to contaminants in drinking water than the general population. Immuno-compromised persons such as persons with cancer undergoing chemotherapy, persons who have undergone organ transplants, people with HIV/AIDS or other immune system disorders, some elderly, and infants can be particularly at risk from infections. These people should seek advice about drinking water from their health care providers. EPA/CDC guidelines on appropriate means to lessen the risk of infection by *Cryptosporidium* and other microbiological contaminants are available from the Safe Drinking Water Hotline (800-426-4791).

The City of Marks works around the clock to provide top quality water to every tap. We ask that all our customers help us protect our water sources, which are the heart of our community, our way of life and our children's future.



The Quitman County Democrat

P.O. Box 328, Marks, MS 38646
Phone 662-326-2181
quitmancodemocrat@att.net

Proof of Publication

Bill Knight personally appeared before me, the undersigned authority in and for said County and State, and states under oath that he is the Publisher of The Quitman County Democrat, a newspaper published in the City of Marks, State and County aforesaid, and having a general circulation in said county, and that the publication of the notice, a copy of which is hereto attached, has been made in said paper, the *Quitman County Democrat*, consecutive times, to wit:

Proof

Scheduled Dates to Run:



Volume No. 116 on the 30 day of JUNE, 2022
Volume No. 116 on the ___ day of ___, 2022
Volume No. 116 on the ___ day of ___, 2022
Volume No. 116 on the ___ day of ___, 2022

[Handwritten Signature]
AFFIANT

Sworn and subscribed before me this 1 day of July, 2022

BY: *Vivian B. Norris*

My Commission Expires, April 9, 2023



THIS IS YOUR INVOICE PLEASE PAY UPON RECEIPT

Bill To: CITY OF MARKS
P.O. BOX 315
MARKS MS 38646

Single First Insertion of _____ Words @ .12 \$ _____
Week 2 Insertion of _____ Words @ .22 \$ _____
Week 3 Insertion of _____ Words @ .32 \$ _____
Week 4 Insertion of _____ Words @ .42 \$ _____

Publications bill by Column inch
1 Times Run 3 x 20 1/4 x \$9.00 per column inch \$ 546.75

Proof of Publication Fee - \$3.00 per 1 proof/s \$ 3.00

\$ 549.75

2021 Annual Drinking Water Quality Report
City of Marks
PWS ID# 0600007
June 2022

We are pleased to present to you this year's Annual Drinking Water Quality Report. This report is a snapshot of last year's water quality. Included are details about from where your water comes, what it contains, and how it compares to standards set by regulatory agencies. Our constant goal is to provide you with a safe and dependable supply of drinking water. We want you to understand the efforts we make to continually improve the water treatment process and protect our water resources. We are committed to ensuring the quality of your water and to providing you with this information, because informed customers are our best allies. Our water source is groundwater. Our wells draw from the Meridian Upper Wilcox Aquifer.

A Source Water Assessment has been completed for our public water system to determine the overall susceptibility of the drinking water supply and to identify potential sources of contamination. The general susceptibility rankings assigned to each well of this system are provided immediately below. A report containing detailed information on how the susceptibility determinations were made has been furnished to our public water supply and is available upon request. The wells for The City of Marks have received moderate susceptibility rankings.

If you have any questions about this report or concerning your water, please contact Mayor Joe Shegog at 662. 326-3161. We want our valued customers to be informed about their water utility. If you want to learn more, please attend any of our regularly scheduled meetings. They are held at 5 P.M. on the first Tuesday of each month at City Hall.

We routinely monitor for over 150 contaminants in your drinking water according to Federal and State laws. The table below lists all the drinking water contaminants that we detected in the last round of sampling for the particular contaminant group. Unless otherwise noted, the data presented in this table is from testing done January 1 through December 31, (2021). As water travels over the surface of the land or through the ground, it dissolves naturally-occurring minerals and, in some cases, radioactive material, and can pick up substances resulting from the presence of animals or from human activity. All drinking water, including bottled water may be reasonably expected to contain at least small amounts of some constituents. The presence of contaminants does not necessarily indicate that water poses a health risk

In this table you will find many terms and abbreviations you might not be familiar with. To help you better understand these terms we've provided the following definitions:

Parts per million (ppm) or Milligrams per liter (mg/L) - One part per million corresponds to one minute in two years or a single penny in \$10,000.

Parts per billion (ppb) or Micrograms per liter (ug/L) - One part per billion corresponds to one minute in 2,000 years, or a single penny in \$10,000,000.

Action Level (AL) - The concentration of a contaminant which, if exceeded, triggers treatment or other requirements which a water system must follow.

Maximum Contaminant Level (MCL) - The highest level of a contaminant that is allowed in drinking water. MCLs are set as close to the MCLGs as feasible using the best available treatment technology.

Maximum Contaminant Level Goal (MCLG) - The level of a contaminant in drinking water below which there is no known or expected risk to health. MCLGs allow for a margin of safety.

TEST RESULTS

Inorganic Contaminants

Contaminant (units)	Sample Date	MCL Violation Y/N	Your Water	Range Low High	MCLG	MCL	Likely Source of Contamination
Barium (ppm)	*2019	N	0.0407	NO RANGE	2	2	Discharge of drilling wastes; discharge from metal refineries; erosion of natural deposits
Fluoride (ppm)	*2019	N	0.102	No Range	4	4	Erosion of natural deposits; water additive which promotes strong teeth; discharge from fertilizer and aluminum factories
Chromium (ppb)	*2019	N	0.9	NO RANGE	100	100	Discharge from steel and pulp mills; erosion of natural deposits
Nitrite (measured)	2021	N	0.0221	NO RANGE	1	1	Runoff from fertilizer use; leaching from septic tanks, sewage;