

2021 CERTIFICATION

Consumer Confidence Report (CCR)

RECEIVED
MSDH-WATER SUPPLY

The University of Mississippi
PRINT Public Water System Name
0360015

2022 JUN -7 PM 1:41

List PWS ID #s for all Community Water Systems included in this CCR

CCR DISTRIBUTION (Check all boxes that apply)		
INDIRECT DELIVERY METHODS (Attach copy of publication, water bill or other)		DATE ISSUED
<input type="checkbox"/> Advertisement in local paper (Attach copy of advertisement)		
<input type="checkbox"/> On water bill (Attach copy of bill)		
<input type="checkbox"/> Email message (Email the message to the address below)		
<input type="checkbox"/> Other (Describe: _____)		
DIRECT DELIVERY METHOD (Attach copy of publication, water bill or other)		DATE ISSUED
<input type="checkbox"/> Distributed via U.S. Postal Service		
<input checked="" type="checkbox"/> Distributed via E-mail as a URL (Provide direct URL): https://umtoday.olemiss.edu/av.jsp?umtid=00000060155		5/27/2022
<input type="checkbox"/> Distributed via Email as an attachment		
<input type="checkbox"/> Distributed via Email as text within the body of email message		
<input type="checkbox"/> Published in local newspaper (attach copy of published CCR or proof of publication)		
<input type="checkbox"/> Posted in public places (attach list of locations or list here) _____		
<input checked="" type="checkbox"/> Posted online at the following address (Provide direct URL): https://facilitiesmanagement.wp2.olemiss.edu/wp-content/uploads/sites/12/2022/05/2021-Annual-Drinking-Water-Quality-Report-1.pdf		5/27/2022

CERTIFICATION

I hereby certify that the Consumer Confidence Report (CCR) has been prepared and distributed to its customers in accordance with the appropriate distribution method(s) based on population served. Furthermore, I certify that the information contained in the report is correct and consistent with the water quality monitoring data for sampling performed and fulfills all CCR requirements of the Code of Federal Regulations (CFR) Title 40, Part 141.151 – 155.

Alicia A. Knight
Name

Supervisor
Title

6-7-2022
Date

SUBMISSION OPTIONS (Select one method ONLY)

You must email or mail a copy of the CCR, Certification, and associated proof of delivery method(s) to the MSDH, Bureau of Public Water Supply.

Mail: (U.S. Postal Service)
MSDH, Bureau of Public Water Supply
P.O. Box 1700
Jackson, MS 39215

Email: water.reports@msdh.ms.gov

2021 Annual Drinking Water Quality Report
 University of Mississippi
 PWS#:360015
 May 2022

We're pleased to present to you this year's Annual Quality Water Report. This report is designed to inform you about the quality water and services we deliver to you every day. Our constant goal is to provide you with a safe and dependable supply of drinking water. We want you to understand the efforts we make to continually improve the water treatment process and protect our water resources. We are committed to providing you with information because informed customers are our best allies.

If you have any questions about this report or concerning your water utility, please contact Copeland Vaughn at 662.915.5923 or David Adkisson at 662.915.1462. We want our valued customers to be informed about their water utility.

Our water source is from wells drawing from the Meridian Upper Wilcox Aquifer. The source water assessment has been completed for our public water system to determine the overall susceptibility of its drinking water supply to identify potential sources of contamination. A report containing detailed information on how the susceptibility determinations were made has been furnished to our public water system and is available for viewing upon request. The wells for the University of Mississippi have received moderate rankings in terms of susceptibility to contamination.

We routinely monitor for contaminants in your drinking water according to Federal and State laws. This table below lists all of the drinking water contaminants that were detected during the period of January 1st to December 31st, 2021. In cases where monitoring wasn't required in 2021, the table reflects the most recent results. As water travels over the surface of land or underground, it dissolves naturally occurring minerals and, in some cases, radioactive materials and can pick up substances or contaminants from the presence of animals or from human activity; microbial contaminants, such as viruses and bacteria, that may come from sewage treatment plants, septic systems, agricultural livestock operations, and wildlife; inorganic contaminants, such as salts and metals, which can be naturally occurring or result from urban storm-water runoff, industrial, or domestic wastewater discharges, oil and gas production, mining, or farming; pesticides and herbicides, which may come from a variety of sources such as agriculture, urban storm-water runoff, and residential uses; organic chemical contaminants, including synthetic and volatile organic chemicals, which are by-products of industrial processes and petroleum production, and can also come from gas stations and septic systems; radioactive contaminants, which can be naturally occurring or be the result of oil and gas production and mining activities. In order to ensure that tap water is safe to drink, EPA prescribes regulations that limit the amount of certain contaminants in water provided by public water systems. All drinking water, including bottled drinking water, may be reasonably expected to contain at least small amounts of some contaminants. It's important to remember that the presence of these contaminants does not necessarily indicate that the water poses a health risk.

In this table you will find many terms and abbreviations you might not be familiar with. To help you better understand these terms we've provided the following definitions:

Action Level - the concentration of a contaminant which, if exceeded, triggers treatment or other requirements which a water system must follow.

Maximum Contaminant Level (MCL) - The "Maximum Allowed" (MCL) is the highest level of a contaminant that is allowed in drinking water. MCLs are set as close to the MCLGs as feasible using the best available treatment technology.

Maximum Contaminant Level Goal (MCLG) - The "Goal"(MCLG) is the level of a contaminant in drinking water below which there is no known or expected risk to health. MCLGs allow for a margin of safety.

Maximum Residual Disinfectant Level (MRDL) – The highest level of a disinfectant allowed in drinking water. There is convincing evidence that addition of a disinfectant is necessary to control microbial contaminants.

Maximum Residual Disinfectant Level Goal (MRDLG) – The level of a drinking water disinfectant below which there is no known or expected risk of health. MRDLGs do not reflect the benefits of the use of disinfectants to control microbial contaminants.

Parts per million (ppm) or Milligrams per liter (mg/l) - one part per million corresponds to one minute in two years or a single penny in \$10,000.

Parts per billion (ppb) or Micrograms per liter - one part per billion corresponds to one minute in 2,000 years, or a single penny in \$10,000,000.

Picocuries per liter (pCi/L) - picocuries per liter is a measure of the radioactivity in water.

Level 2 Assessment: A very detailed study of the water system to identify potential problems and determine (if Possible) why an E.coli MCL violation has occurred and/or why total coliform bacteria have been found in our water system.

TEST RESULTS								
Contaminant	Violation Y/N	Date Collected	Level Detected	Range of Detects or # of Samples Exceeding MCL/ACL/MRDL	Unit Measure -ment	MCLG	MCL	Likely Source of Contamination
Radioactive Contaminants								
5. Gross Alpha	N	2019*	1.1	No Range	pCi/L	0	15	Erosion of natural deposits
6. Radium 226 Radium 228	N	2019*	.6 .81	No Range	pCi/L	0	5	Erosion of natural deposits
Inorganic Contaminants								
10. Barium	N	2021	.0623	No Range	ppm	2	2	Discharge of drilling wastes; discharge from metal refineries; erosion of natural deposits

13. Chromium	N	2021	1.1	No Range	ppb	100	100	Discharge from steel and pulp mills; erosion of natural deposits
14. Copper	N	2019/21	0	0	ppm	1.3	AL=1.3	Corrosion of household plumbing systems; erosion of natural deposits; leaching from wood preservatives
16. Fluoride	N	2021	.443	No Range	ppm	4	4	Erosion of natural deposits; water additive which promotes strong teeth; discharge from fertilizer and aluminum factories
17. Lead	N	2019/21	1	0	ppb	0	AL=15	Corrosion of household plumbing systems, erosion of natural deposits
19. Nitrate (as Nitrogen)	N	2021	2.77	.411 – 2.77	ppm	10	10	Runoff from fertilizer use; leaching from septic tanks, sewage; erosion of natural deposits
Sodium	N	2019*	18000	16000 - 18000	ppb	0	0	Road Salt, Water Treatment Chemicals, Water Softeners and Sewage Effluents.

Volatile Organic Contaminants

72. Trichloroethylene	N	2021	1.02	No Range	ppb	0	5	Discharge from metal degreasing sites and other factories
-----------------------	---	------	------	----------	-----	---	---	---

Disinfection By-Products

81. HAA5	N	2021	1.34	No Range	ppb	0	60	By-Product of drinking water disinfection.
82. TTHM [Total trihalomethanes]	N	2021	4.79	No Range	ppb	0	80	By-product of drinking water chlorination.
Chlorine	Y	2021	1.1	.75 – 1.74	ppm	0	MRDL = 4	Water additive used to control microbes

* Most recent sample. No sample required for 2021.

** Fluoride level is routinely adjusted to the MS State Dept of Health's recommended level of 0.6 - 1.2 mg/l.

Disinfection By-Products:

Chlorine. Some people who use water containing chlorine well in excess of the MRDL could experience irritating effects to their eyes and nose. Some people who drink water containing chlorine well in excess of the MRDL could experience stomach discomfort.

We're proud that your drinking water meets or exceeds all Federal and State requirements. We have learned through our monitoring and testing that some contaminants have been detected however the EPA has determined that your water IS SAFE at these levels.

We are required to monitor your drinking water for specific contaminants on a monthly basis. Results of regular monitoring are an indicator of whether or not our drinking water meets health standards. In January 2021, we collected our required samples, however one sample was labeled incorrectly and didn't count. We have since taken the required sample that show we are meeting drinking water standards.

If present, elevated levels of lead can cause serious health problems, especially for pregnant women and young children. Lead in drinking water is primarily from materials and components associated with service lines and home plumbing. Our water system is responsible for providing high quality drinking water, but cannot control the variety of materials used in plumbing components. When your water has been sitting for several hours, you can minimize the potential for lead exposure by flushing your tap for 30 seconds to 2 minutes before using water for drinking or cooking. If you are concerned about lead in your water, you may wish to have your water tested. Information on lead in drinking water, testing methods, and steps you can take to minimize exposure is available from the Safe Drinking Water Hotline or at <http://www.epa.gov/safewater/lead>. The Mississippi State Department of Health Public Health Laboratory offers lead testing. Please contact 601.576.7582 if you wish to have your water tested.

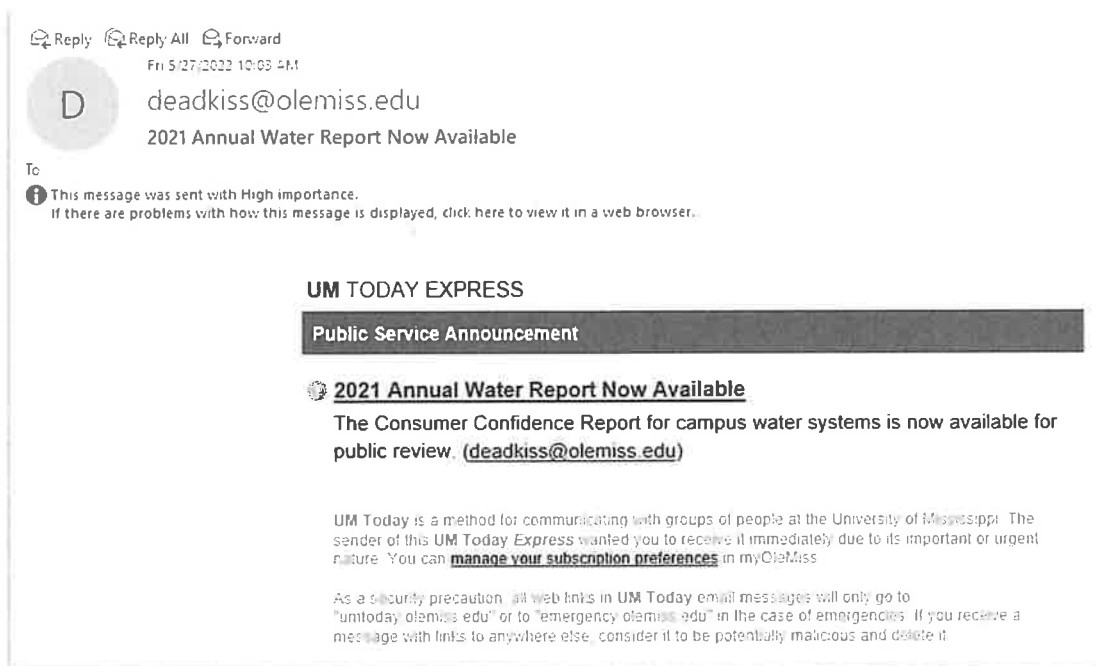
To comply with the "Regulation Governing Fluoridation of Community Water Supplies", our system is required to report certain results pertaining to fluoridation of our water system. The number of months in the previous calendar year in which average fluoride sample results were within the optimal range of 0.6-1.2 ppm was 12. The percentage of fluoride samples collected in the previous calendar year that was within the optimal range of 0.6-1.2 ppm was 97%.

All sources of drinking water are subject to potential contamination by substances that are naturally occurring or man made. These substances can be microbes, inorganic or organic chemicals and radioactive substances. All drinking water, including bottled water, may reasonably be expected to contain at least small amounts of some contaminants. The presence of contaminants does not necessarily indicate that the water poses a health risk. More information about contaminants and potential health effects can be obtained by calling the Environmental Protection Agency's Safe Drinking Water Hotline at 1.800.426.4791.

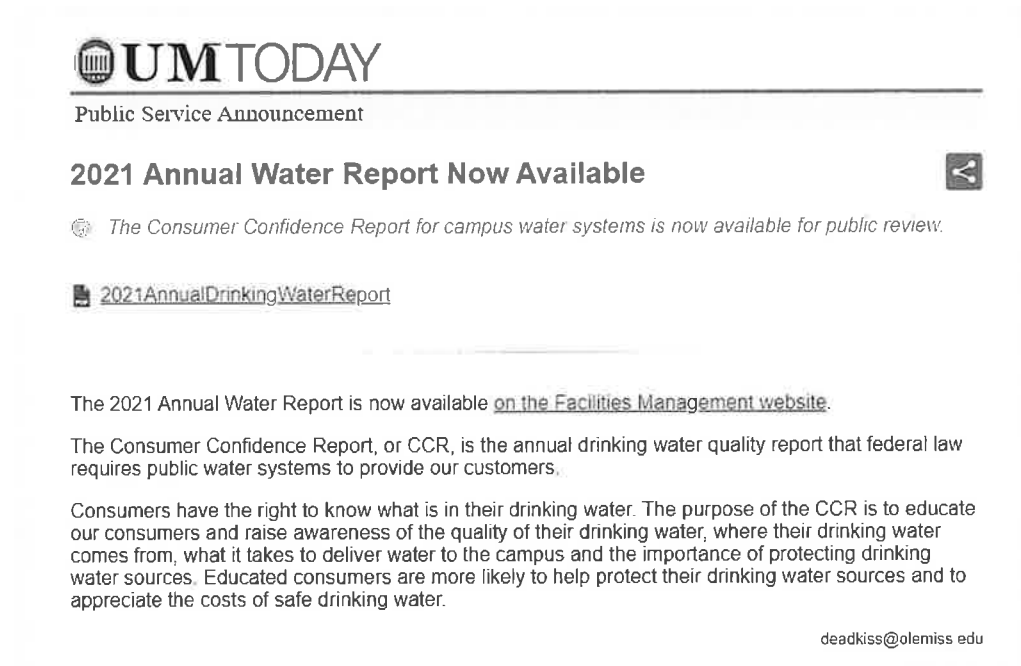
Some people may be more vulnerable to contaminants in drinking water than the general population. Immuno-compromised persons such as persons with cancer undergoing chemotherapy, persons who have undergone organ transplants, people with HIV/AIDS or other immune system disorders, some elderly, and infants can be particularly at risk from infections. These people should seek advice about drinking water from their health care providers. EPA/CDC guidelines on appropriate means to lessen the risk of infection by Cryptosporidium and other microbial contaminants are available from the Safe Drinking Water Hotline 1.800.426.4791.

The University of Mississippi works around the clock to provide top quality water to every tap. We ask that all our customers help us protect our water sources, which are the heart of our community, our way of life and our children's future.

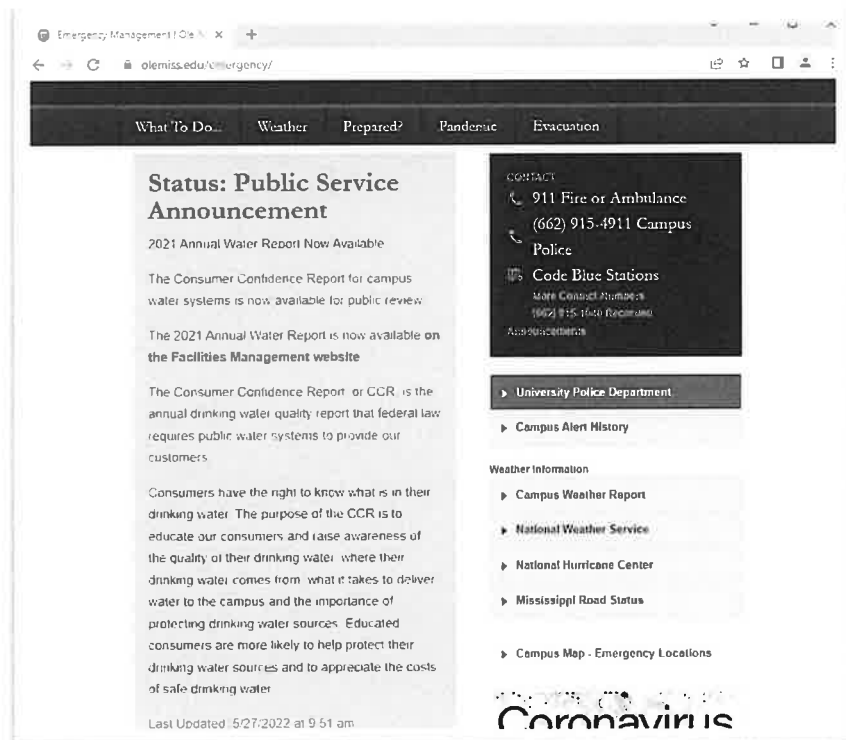
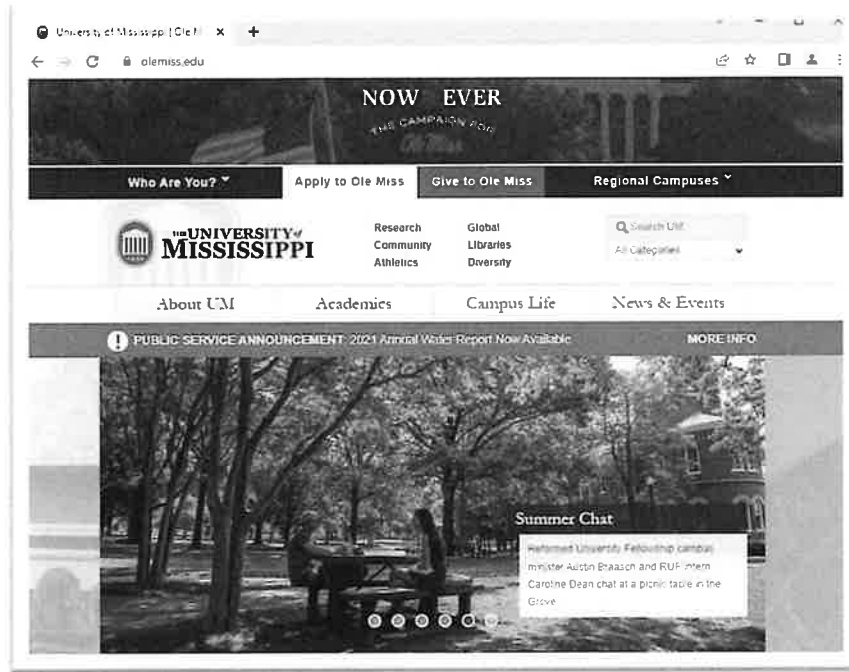
Please find below the email sent on 5/27/2022 to the Ole Miss .edu community for The University of Mississippi's 2021 Annual Water Report.



The hyperlink listed in the email (<https://umtoday.olemiss.edu/av.jsp?umtid=00000060155>) led to a website where users could download the report directly, and also find the report on the Facilities Management website. (<https://facilitiesmanagement.olemiss.edu/water-quality-reports/>)



The 2021 Annual Water Report was also advertised on the front page of The University of Mississippi's website, shown below.



The University of Mississippi's Facilities Management website has Annual Water Reports for the past several years, as seen below. The 2021 Annual Water Report hyperlink is <https://facilitiesmanagement.wp2.olemiss.edu/wp-content/uploads/sites/12/2022/05/2021-Annual-Drinking-Water-Quality-Report-1.pdf>

The screenshot shows a web browser window displaying the Facilities Management website for the University of Mississippi. The browser's address bar shows the URL: facilitiesmanagement.olemiss.edu/water-quality-reports/. The website header includes the University of Mississippi logo and a search bar. Below the header is a navigation menu with links for Departments, Administration, Staff Directory, and Job Opportunities. The main content area features a list of annual water quality reports from 2012 to 2021. To the right of this list is a dark box containing contact information for assistance, including an email address (fm@olemiss.edu) and two phone numbers (662-915-7003 and 662-915-2118). Below this box are links for Staff Directory and Job Opportunities. At the bottom right, there is a list of services with expandable options: Laboratory Services, Facilities Operations, Facilities Services, Work Order Survey, and Customer Service Survey.

Facilities Management

Departments Administration Staff Directory Job Opportunities

2021 Annual Water Quality Report
2020 Annual Water Quality Report
2020 Annual Water Quality Report
2019 Annual Water Quality Report
2018 Annual Water Quality Report
2017 Annual Water Quality Report
2016 Annual Water Quality Report
2015 Annual Water Quality Report
2014 Annual Water Quality Report
2013 Annual Water Quality Report
2012 Annual Water Quality Report

FOR ASSISTANCE
✉ fm@olemiss.edu
☎ 662-915-7003

FM FRONT OFFICE
☎ 662-915-2118

Staff Directory

Job Opportunities

- ▶ Laboratory Services
- ▶ Facilities Operations
- ▶ Facilities Services
- ▶ Work Order Survey
- ▶ Customer Service Survey