

2022 JUN -6 AM 9:25

2021 CERTIFICATION
Consumer Confidence Report (CCR)

JCUA WEST WATER SYSTEM

PRINT Public Water System Name

MS0300164


List PWS ID #s for all Community Water Systems included in this CCR

CCR DISTRIBUTION (Check all boxes that apply)	
INDIRECT DELIVERY METHODS (Attach copy of publication, water bill or other)	DATE ISSUED
<input type="checkbox"/> Advertisement in local paper (Attach copy of advertisement)	
<input checked="" type="checkbox"/> On water bill (Attach copy of bill)	6/1/22
<input type="checkbox"/> Email message (Email the message to the address below)	
<input type="checkbox"/> Other (Describe: _____)	
DIRECT DELIVERY METHOD (Attach copy of publication, water bill or other)	DATE ISSUED
<input type="checkbox"/> Distributed via U.S. Postal Service	
<input checked="" type="checkbox"/> Distributed via E-mail as a URL (Provide direct URL): <u>HTTPS://JCUA-MS.US/WATER-QUALITY-REPORT</u>	6/1/22
<input type="checkbox"/> Distributed via Email as an attachment	
<input type="checkbox"/> Distributed via Email as text within the body of email message	
<input type="checkbox"/> Published in local newspaper (attach copy of published CCR or proof of publication)	
<input checked="" type="checkbox"/> Posted in public places (attach list of locations or list here) <u>1225 JACKSON AVE, PASCAGOULA</u> <u>& 11000 HWY 57, VANCELEAVE</u>	6/1/22
<input checked="" type="checkbox"/> Posted online at the following address (Provide direct URL): <u>HTTPS://WWW.JCUA-MS.US/WATER-QUALITY-REPORT</u>	6/1/22

CERTIFICATION

I hereby certify that the Consumer Confidence Report (CCR) has been prepared and distributed to its customers in accordance with the appropriate distribution method(s) based on population served. Furthermore, I certify that the information contained in the report is correct and consistent with the water quality monitoring data for sampling performed and fulfills all CCR requirements of the Code of Federal Regulations (CFR) Title 40, Part 141.151 - 155.

Name



Title

ENG. DIRECTOR

Date


5/24/22

SUBMISSION OPTIONS (Select one method ONLY)

You must email or mail a copy of the CCR, Certification, and associated proof of delivery method(s) to the MSDH, Bureau of Public Water Supply.

Mail: (U.S. Postal Service)
MSDH, Bureau of Public Water Supply
P.O. Box 1700
Jackson, MS 39215

Email: water.reports@msdh.ms.gov



Jackson County Utility Authority

PO Box 5129
Vanceleave, MS 39565
Phone: 228-762-0119

UTILITY BILL

CUSTOMER COPY

Keep this copy for your records

Customer Name				Service Address				
ACCOUNTS PAYABLE OCEAN SPRINGS SCHOOL DISTRICT				6701 Old Spanish Trail				
Bill Number	Bill Date	Account Number - Customer Number		Current Billing Due Date	Disconnect Date			
136262	06/01/2022	41128 - 101120		06/10/2022	06/20/2022			
Charge Description	Meter Number	Previous Read Date	Current Read Date	Previous Reading	Current Reading	Read Code	Usage (1,000 gals.)	Charge Amount
Water - Ocean Springs High School-1	60734301	04/19/2022	05/19/2022	139854	142822	E	2968	285.00
Sewer - Commerical Under 2"	60734301			139854	142822		2968	52.00
Sewer-Ocean Springs School 1	60734301			139854	142822		2968	295.00

Failure to Receive Bill Does Not Release Customer from Obligation to Pay.

DELINQUENT ACCOUNTS

10 days Past Due, or any portion thereof:
Services are subject to disconnection without further notice. All delinquent charges, including penalties, must be paid in full at Jackson County Utility Authority through the accepted forms of payment by 5:00 p.m. of the business day immediately preceding the service disconnect date.

Disconnected Services:
All charges must be paid in full to restore services.

FEES

Late Charge Fee:	\$10.00
Returned Checks:	\$35.00
ACH Return Fee:	\$5.00
Service Fee (Standard):	\$50.00 (If Applicable)
Delinquent Service Fee:	\$50.00 (If Applicable)
Meter Tampering Fee:	\$50.00 per/hr + materials

Account balances remaining after the specified monthly due date are subject to a late charge and will be considered delinquent. Past due payments that are made which do not include payment of the incurred penalty shall continue to be past due for collection purposes until the late charge is paid in full.

History Billed Usage

Cycle	Usage
CURR	2968
04/22	3581
03/22	3151
02/22	3778
01/22	1360
12/21	4322
11/21	4471
10/21	4256
09/21	2564
08/21	2153
07/21	138
06/21	1213
05/21	3455

READ CODE


A = Actual
E = Estimate
F = Final
W = Water Co. Estimate

Total Current Billing	632.00
Previous Balance	1,144.00
Adjustments	0.00
Less Payments Received	1,144.00
Total Due	\$632.00

JCUA FY-2021 CCRs Available Upon Request or by Visiting:
<https://www.jcua-ms.us/water-quality-report>

Jackson County Utility Authority Is An Equal Opportunity Employer & Utility Provider.

✂ Detach and return the portion below with your payment ✂



Jackson County Utility Authority

PO Box 5129
Vanceleave, MS 39565
Phone: 228-762-0119

UTILITY BILL

REMIT PORTION

Please write your Account Number on your check and enclose this portion of bill with your payment.

Service Address	Bill Number	Account Number - Customer Number	Due Date	Amount Due
6701 Old Spanish Trail	136262	41128 - 101120	06/10/2022	\$632.00

ACCOUNTS PAYABLE
OCEAN SPRINGS SCHOOL DISTRICT
P.O. BOX 7002
OCEAN SPRINGS, MS 39566

Consumer Confidence Report - JCUA West Water System MS0300164

Is my water safe?

We are pleased to present this year's Annual Water Quality Report (Consumer Confidence Report) as required by the Safe Drinking Water Act (SDWA). This report is designed to provide details about where your water comes from, what it contains, and how it compares to standards set by regulatory agencies. This report is a snapshot of last year's water quality. We are committed to providing you with information because informed customers are our best allies. Last year, we conducted tests for over 80 contaminants. We only detected 39 of those contaminants, and found only 1 at a level higher than the EPA allows. As we informed you at the time, our water temporarily exceeded drinking water standards. (For more information see the section labeled Violations at the end of the report.)

Do I need to take special precautions?

Some people may be more vulnerable to contaminants in drinking water than the general population. Immuno-compromised persons such as persons with cancer undergoing chemotherapy, persons who have undergone organ transplants, people with HIV/AIDS or other immune system disorders, some elderly, and infants can be particularly at risk from infections. These people should seek advice about drinking water from their health care providers. EPA/Centers for Disease Control (CDC) guidelines on appropriate means to lessen the risk of infection by Cryptosporidium and other microbial contaminants are available from the Safe Water Drinking Hotline (800-426-4791).

Where does my water come from?

Your water comes from groundwater wells located throughout northwestern Jackson County that withdraw water from the Miocene Aquifer System.

Source water assessment and its availability

The Sanitary Survey is required under the Groundwater Rule. This survey evaluated eight critical elements of your water system. The Sanitary Survey for your system has been completed and no deficiencies were found. The Annual Inspection for your drinking water system has been completed and the system remains in full compliance with a perfect rating of 5.0.

Why are there contaminants in my drinking water?

Drinking water, including bottled water, may reasonably be expected to contain at least small amounts of some contaminants. The presence of contaminants does not necessarily indicate that water poses a health risk. More information about contaminants and potential health effects can be obtained by calling the Environmental Protection Agency's (EPA) Safe Drinking Water Hotline (800-426-4791). The sources of drinking water (both tap water and bottled water) include rivers, lakes, streams, ponds, reservoirs, springs, and wells. As water travels over the surface of the land or through the ground, it dissolves naturally occurring minerals and, in some cases, radioactive material, and can pick up substances resulting from the presence of animals or from human activity:

microbial contaminants, such as viruses and bacteria, that may come from sewage treatment plants, septic systems, agricultural livestock operations, and wildlife; inorganic contaminants, such as salts and metals, which can be naturally occurring or result from urban stormwater runoff, industrial, or domestic wastewater discharges, oil and gas production, mining, or farming; pesticides and herbicides, which may come from a variety of sources such as agriculture, urban stormwater runoff, and residential uses; organic chemical contaminants, including synthetic and volatile organic chemicals, which are by-products of industrial processes and petroleum production, and can also come from gas stations, urban stormwater runoff, and septic systems; and radioactive contaminants, which can be naturally occurring or be the result of oil and gas production and mining activities. In order to ensure that tap water is safe to drink, EPA prescribes regulations that limit the amount of certain contaminants in water provided by public water systems. Food and Drug Administration (FDA) regulations establish limits for contaminants in bottled water which must provide the same protection for public health.

How can I get involved?

www.jcua-ms.us

Description of Water Treatment Process

Your water is treated by disinfection. Disinfection involves the addition of chlorine or other disinfectant to kill dangerous bacteria and microorganisms that may be in the water. Disinfection is considered to be one of the major public health advances of the 20th century.

Water Conservation Tips

Did you know that the average U.S. household uses approximately 400 gallons of water per day or 100 gallons per person per day? Luckily, there are many low-cost and no-cost ways to conserve water. Small changes can make a big difference - try one today and soon it will become second nature.

- Take short showers - a 5 minute shower uses 4 to 5 gallons of water compared to up to 50 gallons for a bath.
- Shut off water while brushing your teeth, washing your hair and shaving and save up to 500 gallons a month.
- Use a water-efficient showerhead. They're inexpensive, easy to install, and can save you up to 750 gallons a month.
- Run your clothes washer and dishwasher only when they are full. You can save up to 1,000 gallons a month.
- Water plants only when necessary.
- Fix leaky toilets and faucets. Faucet washers are inexpensive and take only a few minutes to replace. To check your toilet for a leak, place a few drops of food coloring in the tank and wait. If it seeps into the toilet bowl without flushing, you have a leak. Fixing it or replacing it with a new, more efficient model can save up to 1,000 gallons a month.
- Adjust sprinklers so only your lawn is watered. Apply water only as fast as the soil can absorb it and during the cooler parts of the day to reduce evaporation.
- Teach your kids about water conservation to ensure a future generation that uses water wisely. Make it a family effort to reduce next month's water bill!
- Visit www.epa.gov/watersense for more information.

Cross Connection Control Survey

The purpose of this survey is to determine whether a cross-connection may exist at your home or business. A cross connection is an unprotected or improper connection to a public water distribution system that may cause contamination or pollution to enter the system. We are responsible for enforcing cross-connection control regulations and insuring that no contaminants can, under any flow conditions, enter the distribution system. If you have any of the devices listed below please contact us so that we can discuss the issue, and if needed, survey your connection and assist you in isolating it if that is necessary.

- Boiler/ Radiant heater (water heaters not included)
- Underground lawn sprinkler system
- Pool or hot tub (whirlpool tubs not included)
- Additional source(s) of water on the property
- Decorative pond
- Watering trough

Source Water Protection Tips

Protection of drinking water is everyone's responsibility. You can help protect your community's drinking water source in several ways:

- Eliminate excess use of lawn and garden fertilizers and pesticides - they contain hazardous chemicals that can reach your drinking water source.
- Pick up after your pets.
- If you have your own septic system, properly maintain your system to reduce leaching to water sources or consider connecting to a public water system.
- Dispose of chemicals properly; take used motor oil to a recycling center.
- Volunteer in your community. Find a watershed or wellhead protection organization in your community and volunteer to help. If there are no active groups, consider starting one. Use EPA's Adopt Your Watershed to locate groups in your community, or visit the Watershed Information Network's How to Start a Watershed Team.
- Organize a storm drain stenciling project with your local government or water supplier. Stencil a message next to the street drain reminding people "Dump No Waste - Drains to River" or "Protect Your Water."
- Produce and distribute a flyer for households to remind residents that storm drains dump directly into your local water body.

Additional Information for Lead

If present, elevated levels of lead can cause serious health problems, especially for pregnant women and young children. Lead in drinking water is primarily from materials and components associated with service lines and home plumbing. Jackson County Utility Authority - West Water System MS0300184 is responsible for providing high quality drinking water, but cannot control the variety of materials used in plumbing components. When your water has been sitting for several hours, you can minimize the potential for lead exposure by flushing your tap for 30 seconds to 2 minutes before using water for drinking or cooking. If you are concerned about lead in your water, you may wish to have your water tested. Information on lead in drinking water, testing methods, and steps you can take to minimize exposure is available from the Safe Drinking Water Hotline or at <http://www.epa.gov/safewater/lead>.

Additional Information for Arsenic

While your drinking water meets EPA's standard for arsenic, it does contain low levels of arsenic. EPA's standard balances the current understanding of arsenic's possible health effects against the costs of removing arsenic from drinking water. EPA continues to research the health effects of low levels of arsenic which is a mineral known to cause cancer in humans at high concentrations and is linked to other health effects such as skin damage and circulatory problems.

Water Quality Data Table

In order to ensure that tap water is safe to drink, EPA prescribes regulations which limit the amount of contaminants in water provided by public water systems. The table below lists all of the drinking water contaminants that we detected during the calendar year of this report. Although many more contaminants were tested, only those substances listed below were found in your water. All sources of drinking water contain some naturally occurring contaminants. At low levels, these substances are generally not harmful in our drinking water. Removing all contaminants would be extremely expensive, and in most cases, would not provide increased protection of public health. A few naturally occurring minerals may actually improve the taste of drinking water and have nutritional value at low levels. Unless otherwise noted, the data presented in this table is from testing done in the calendar year of the report. The EPA or the State requires us to monitor for certain contaminants less than once per year because the concentrations of these contaminants do not vary significantly from year to year, or the system is not considered vulnerable to this type of contamination. As such, some of our data, though representative, may be more than one year old. In this table you will find terms and abbreviations that might not be familiar to you. To help you better understand these terms, we have provided the definitions below the table.

Contaminants	MCLG or MRDLG	MCL, TT, or MRDL	Detect In Your Water	Range		Sample Date	Violation	Typical Source
				Low	High			
Disinfectants & Disinfection By-Products								
(There is convincing evidence that addition of a disinfectant is necessary for control of microbial contaminants)								
Chlorine (as Cl ₂) (ppm)	4	4	1	0	2.1	2021	No	Water additive used to control microbes
Haloacetic Acids (HAA5) (ppb)	NA	60	23.7	22.1	23.7	2021	No	By-product of drinking water chlorination
TTHMs [Total Trihalomethanes] (ppb)	NA	80	57.9	37.1	57.9	2021	No	By-product of drinking water disinfection
Inorganic Contaminants								
Arsenic (ppb)	0	10	.0015	.6	1.5	2021	No	Erosion of natural deposits; Runoff from orchards; Runoff from glass and electronics production wastes
Barium (ppm)	2	2	.108	.0021	.108	2021	No	Discharge of drilling wastes; Discharge from metal refineries; Erosion of natural deposits
Chromium (ppb)	100	100	.0045	.0005	.0045	2021	No	Discharge from steel and pulp mills; Erosion of natural deposits
Fluoride (ppm)	4	4	.538	.359	.538	2021	No	Erosion of natural deposits; Water additive which promotes strong teeth; Discharge from fertilizer and aluminum factories
Volatile Organic Contaminants								

Contaminants	MCLG or MRDLG	MCL, TT, or MRDL	Detect In Your Water	Range		Sample Date	Violation	Typical Source
				Low	High			
Dichloromethane (ppb)	0	5	6.53	.5	6.53	2021	Yes	Discharge from pharmaceutical and chemical factories
Xylenes (ppm)	10	10	2.11	.5	2.11	2021	No	Discharge from petroleum factories; Discharge from chemical factories
Contaminants		MCLG	AL	Your Water	Exceeds AL	Sample Date	# Samples Exceeding AL	Typical Source
Inorganic Contaminants								
Copper - action level at consumer taps (ppm)		1.3	1.3	.3	No	2022	0	Corrosion of household plumbing systems; Erosion of natural deposits
Lead - action level at consumer taps (ppb)		0	1.5	3	No	2020	0	Corrosion of household plumbing systems; Erosion of natural deposits

Violations and Exceedances

Dichloromethane

Some people who drink water containing dichloromethane in excess of the MCL over many years could have liver problems and may have an increased risk of getting cancer. On March 11, 2021 water department staff collected a sample from the water distribution system. The sample for Dichloromethane exceeded the maximum contaminant level (MCL), therefore was immediately retested. On March 20, 2021 the sample taken was recorded below the maximum contaminant level.

The original sample exceeding MCL was collected from a well that is used as a backup source of water during emergency events. The water supply from this well did not pump into the water system and was not consumed. Upon notice that the collected sample exceeded the maximum contaminant level (MCL), water department staff began flushing the water system and retesting to ensure safe water supply. As past and current samples to date remain below the MCL, it is believed the MCL violation occurred as a result of a poorly collected sample.

Undetected Contaminants

The following contaminants were monitored for, but not detected, in your water.

Contaminants	MCLG or MRDLG	MCL, TT, or MRDL	Your Water	Violation	Typical Source
1, 1, 1-Trichloroethane (ppb)	200	200	ND	No	Discharge from metal degreasing sites and other factories
1, 1, 2-Trichloroethane (ppb)	3	5	ND	No	Discharge from industrial chemical factories
1, 1-Dichloroethylene (ppb)	7	7	ND	No	Discharge from industrial chemical factories
1, 2, 4-Trichlorobenzene (ppb)	70	70	ND	No	Discharge from textile-finishing factories
1, 2-Dichloroethane (ppb)	0	5	ND	No	Discharge from industrial chemical factories
1, 2-Dichloropropane (ppb)	0	5	ND	No	Discharge from industrial chemical factories
Antimony (ppb)	6	6	ND	No	Discharge from petroleum refineries; fire retardants; ceramics; electronics; solder; test addition.
Benzene (ppb)	0	5	ND	No	Discharge from factories; Leaching from gas storage tanks and landfills
Beryllium (ppb)	4	4	ND	No	Discharge from metal refineries and coal-burning factories; Discharge from electrical, aerospace, and defense industries
Cadmium (ppb)	5	5	ND	No	Corrosion of galvanized pipes; Erosion of natural deposits; Discharge from metal refineries; runoff from waste batteries and paints
Carbon Tetrachloride (ppb)	0	5	ND	No	Discharge from chemical plants and other industrial activities
Chlorobenzene (monochlorobenzene) (ppb)	100	100	ND	No	Discharge from chemical and agricultural chemical factories
Cyanide (ppb)	200	200	ND	No	Discharge from plastic and fertilizer factories; Discharge from steel/metal factories
Ethylbenzene (ppb)	700	700	ND	No	Discharge from petroleum refineries
Mercury [inorganic] (ppb)	2	2	ND	No	Erosion of natural deposits; Discharge from refineries and factories; Runoff from landfills; Runoff from cropland
Nitrate [measured as Nitrogen] (ppm)	10	10	ND	No	Runoff from fertilizer use; Leaching from septic tanks, sewage; Erosion of natural deposits
Nitrite [measured as Nitrogen] (ppm)	1	1	ND	No	Runoff from fertilizer use; Leaching from septic tanks, sewage; Erosion of natural deposits
Selenium (ppb)	50	50	ND	No	Discharge from petroleum and metal refineries; Erosion of natural deposits; Discharge from mines
Styrene (ppb)	100	100	ND	No	Discharge from rubber and plastic factories; Leaching from landfills
Tetrachloroethylene (ppb)	0	5	ND	No	Discharge from factories and dry cleaners
Thallium (ppb)	.5	2	ND	No	Discharge from electronics, glass, and Leaching from ore-processing sites; drug factories

Contaminants	MCLG or MRDLG	MCL, TT, or MRDL	Your Water	Violation	Typical Source
Toluene (ppm)	1	1	ND	No	Discharge from petroleum factories
Uranium (ug/L)	0	30	ND	No	Erosion of natural deposits
Vinyl Chloride (ppb)	0	2	ND	No	Leaching from PVC piping; Discharge from plastics factories
cis-1,2-Dichloroethylene (ppb)	70	70	ND	No	Discharge from industrial chemical factories
o-Dichlorobenzene (ppb)	600	600	ND	No	Discharge from industrial chemical factories
p-Dichlorobenzene (ppb)	75	75	ND	No	Discharge from industrial chemical factories
trans-1,2-Dichloroethylene (ppb)	100	100	ND	No	Discharge from industrial chemical factories

Unit Descriptions	
Term	Definition
ug/L	ug/L : Number of micrograms of substance in one liter of water
ppm	ppm: parts per million, or milligrams per liter (mg/L)
ppb	ppb: parts per billion, or micrograms per liter (ug/L)
NA	NA: not applicable
ND	ND: Not detected
NR	NR: Monitoring not required, but recommended.

Important Drinking Water Definitions	
Term	Definition
MCLG	MCLG: Maximum Contaminant Level Goal: The level of a contaminant in drinking water below which there is no known or expected risk to health. MCLGs allow for a margin of safety.
MCL	MCL: Maximum Contaminant Level: The highest level of a contaminant that is allowed in drinking water. MCLs are set as close to the MCLGs as feasible using the best available treatment technology.
TT	TT: Treatment Technique: A required process intended to reduce the level of a contaminant in drinking water.
AL	AL: Action Level: The concentration of a contaminant which, if exceeded, triggers treatment or other requirements which a water system must follow.
Variances and Exemptions	Variances and Exemptions: State or EPA permission not to meet an MCL or a treatment technique under certain conditions.
MRDLG	MRDLG: Maximum residual disinfection level goal. The level of a drinking water disinfectant below which there is no known or expected risk to health. MRDLGs do not reflect the benefits of the use of disinfectants to control microbial contaminants.
MRDL	MRDL: Maximum residual disinfectant level. The highest level of a disinfectant allowed in drinking water. There is convincing evidence that addition of a disinfectant is necessary for control of microbial contaminants.
MNR	MNR: Monitored Not Regulated
MPL	MPL: State Assigned Maximum Permissible Level

For more information please contact:
Contact Name: Eric Page, JCUA Executive Director
Address: 1225 Jackson Avenue
Pascagoula, MS 39567
Phone: 2287620119