

RECEIVED

MSDH-WATER SUPPLY

2021 CERTIFICATION

Consumer Confidence Report (CCR)

2022 MAY 26 AM 9: 23

Hayes Creek Water Assoc

MS0490017 - New Liberty *PRINT* Public Water System Name MS0490018 - Legion Lake Rd
 MS0490020 - AIVA City
 MS0490016 - Mineral, MS0490023 - Minerva #2, MS0490004 - Mission Rd, MS0490019 - Lodi
 List PWS ID #s for all Community Water Systems included in this CCR

CCR DISTRIBUTION (Check all boxes that apply)	
INDIRECT DELIVERY METHODS (Attach copy of publication, water bill or other)	DATE ISSUED
<input type="checkbox"/> Advertisement in local paper (Attach copy of advertisement)	
<input checked="" type="checkbox"/> On water bill (Attach copy of bill)	
<input type="checkbox"/> Email message (Email the message to the address below)	
<input type="checkbox"/> Other (Describe: _____)	
DIRECT DELIVERY METHOD (Attach copy of publication, water bill or other)	DATE ISSUED
<input type="checkbox"/> Distributed via U.S. Postal Service	
<input checked="" type="checkbox"/> Distributed via E-mail as a URL (Provide direct URL): <u>https://msrwa.org/2021ccr/hayescreek7.pdf</u>	
<input type="checkbox"/> Distributed via Email as an attachment	
<input type="checkbox"/> Distributed via Email as text within the body of email message	
<input type="checkbox"/> Published in local newspaper (attach copy of published CCR or proof of publication)	
<input type="checkbox"/> Posted in public places (attach list of locations or list here) _____	
<input type="checkbox"/> Posted online at the following address (Provide direct URL): _____	

CERTIFICATION

I hereby certify that the Consumer Confidence Report (CCR) has been prepared and distributed to its customers in accordance with the appropriate distribution method(s) based on population served. Furthermore, I certify that the information contained in the report is correct and consistent with the water quality monitoring data for sampling performed and fulfills all CCR requirements of the Code of Federal Regulations (CFR) Title 40, Part 141.151 - 155.

James R. Bennett
Name

President
Title

5-9-22
Date

SUBMISSION OPTIONS (Select one method ONLY)

You must email or mail a copy of the CCR, Certification, and associated proof of delivery method(s) to the MSDH, Bureau of Public Water Supply.

Mail: (U.S. Postal Service)
 MSDH, Bureau of Public Water Supply
 P.O. Box 1700
 Jackson, MS 39215

Email: water.reports@msdh.ms.gov

2021 Annual Drinking Water Quality Report
 Hayes Creek Water Association
 PWS#: 0490004, 0490016, 0490017, 0490018, 0490019, 0490020 & 0490023
 April 2022

RECEIVED
 PUBLIC WATER SUPPLY
 2022 APR 22 PM 8:49

We're pleased to present to you this year's Annual Quality Water Report. This report is designed to inform you about the quality water and services we deliver to you every day. Our constant goal is to provide you with a safe and dependable supply of drinking water. We want you to understand the efforts we make to continually improve the water treatment process and protect our water resources. We are committed to ensuring the quality of your water. Our water source is from wells drawing from the Lower and Middle Wilcox Aquifer and purchases water from the Town of Winona that has wells drawing from the Meridian Upper Wilcox Aquifer.

The source water assessment has been completed for our public water system to determine the overall susceptibility of its drinking water supply to identified potential sources of contamination. A report containing detailed information on how the susceptibility determinations were made has been furnished to our public water system and is available for viewing upon request. The wells for the Hayes Creek Water Association have received lower susceptibility rankings to contamination.

If you have any questions about this report or concerning your water utility, please contact Vivian Golding at 662.283.3506. We want our valued customers to be informed about their water utility. If you want to learn more, please attend any of our regularly scheduled meetings. They are held on the second Monday of each month at 6:00 PM at the office located at 703 Summit Street, Winona, MS 38967.

We routinely monitor for contaminants in your drinking water according to Federal and State laws. This table below lists all of the drinking water contaminants that we detected during the period of January 1st to December 31st, 2021. In cases where monitoring wasn't required in 2021, the table reflects the most recent results. As water travels over the surface of land or underground, it dissolves naturally occurring minerals and, in some cases, radioactive materials and can pick up substances or contaminants from the presence of animals or from human activity; microbial contaminants, such as viruses and bacteria, that may come from sewage treatment plants, septic systems, agricultural livestock operations, and wildlife; inorganic contaminants, such as salts and metals, which can be naturally occurring or result from urban storm-water runoff, industrial, or domestic wastewater discharges, oil and gas production, mining, or farming; pesticides and herbicides, which may come from a variety of sources such as agriculture, urban storm-water runoff, and residential uses; organic chemical contaminants, including synthetic and volatile organic chemicals, which are by-products of industrial processes and petroleum production, and can also come from gas stations and septic systems; radioactive contaminants, which can be naturally occurring or be the result of oil and gas production and mining activities. In order to ensure that tap water is safe to drink, EPA prescribes regulations that limit the amount of certain contaminants in water provided by public water systems. All drinking water, including bottled drinking water, may be reasonably expected to contain at least small amounts of some contaminants. It's important to remember that the presence of these contaminants does not necessarily indicate that the water poses a health risk.

In this table you will find many terms and abbreviations you might not be familiar with. To help you better understand these terms we've provided the following definitions:

- Action Level** - the concentration of a contaminant which, if exceeded, triggers treatment or other requirements which a water system must follow.
- Maximum Contaminant Level (MCL)** - The "Maximum Allowed" (MCL) is the highest level of a contaminant that is allowed in drinking water. MCLs are set as close to the MCLGs as feasible using the best available treatment technology.
- Maximum Contaminant Level Goal (MCLG)** - The "Goal"(MCLG) is the level of a contaminant in drinking water below which there is no known or expected risk to health. MCLGs allow for a margin of safety.
- Maximum Residual Disinfectant Level (MRDL)** - The highest level of a disinfectant allowed in drinking water. There is convincing evidence that addition of a disinfectant is necessary to control microbial contaminants.
- Maximum Residual Disinfectant Level Goal (MRDLG)** - The level of a drinking water disinfectant below which there is no known or expected risk of health. MRDLGs do not reflect the benefits of the use of disinfectants to control microbial contaminants.
- Parts per million (ppm) or Milligrams per liter (mg/l)** - one part per million corresponds to one minute in two years or a single penny in \$10,000.
- Parts per billion (ppb) or Micrograms per liter** - one part per billion corresponds to one minute in 2,000 years, or a single penny in \$10,000,000.

PWS ID #: 0490004		TEST RESULTS						
Contaminant	Violation Y/N	Date Collected	Level Detected	Range of Detects or # of Samples Exceeding MCL/ACL	Unit Measure -ment	MCLG	MCL	Likely Source of Contamination
Inorganic Contaminants								
10. Barium	N	2019*	.067	No Range	ppm	2	2	Discharge of drilling wastes; discharge from metal refineries; erosion of natural deposits
13. Chromium	N	2019*	14.1	No Range	ppb	100	100	Discharge from steel and pulp mills; erosion of natural deposits
14. Copper	N	7/01/21-12/31/21	.1	0	ppm	1.3	AL=1.3	Corrosion of household plumbing systems; erosion of natural deposits; leaching from wood preservatives
16. Fluoride	N	2019*	.104	No Range	ppm	4	4	Erosion of natural deposits; water additive which promotes strong teeth; discharge from fertilizer and aluminum factories

17. Lead	N	7/01/21-12/31/21	1	0	ppb	0	AL=15	Corrosion of household plumbing systems, erosion of natural deposits
Disinfection By-Products								
81. HAA5	N	2021	3.27	No Range	ppb	0	60	By-Product of drinking water disinfection.
82. TTHM [Total trihalomethanes]	N	2021	6.62	No Range	ppb	0	80	By-product of drinking water chlorination.
Chlorine	N	2021	1.1	1 – 1.2	mg/l	0	MDRL = 4	Water additive used to control microbes

PWS ID #: 0490016									TEST RESULTS								
Contaminant	Violation Y/N	Date Collected	Level Detected	Range of Detects or # of Samples Exceeding MCL/ACL	Unit Measure -ment	MCLG	MCL	Likely Source of Contamination									
Inorganic Contaminants																	
10. Barium	N	2019*	.012	No Range	ppm	2	2	Discharge of drilling wastes; discharge from metal refineries; erosion of natural deposits									
13. Chromium	N	2019*	.6	No Range	ppb	100	100	Discharge from steel and pulp mills; erosion of natural deposits									
14. Copper	N	2018/20*	.1	0	ppm	1.3	AL=1.3	Corrosion of household plumbing systems; erosion of natural deposits; leaching from wood preservatives									
16. Fluoride	N	2019*	.142	No Range	ppm	4	4	Erosion of natural deposits; water additive which promotes strong teeth; discharge from fertilizer and aluminum factories									
17. Lead	N	2018/20*	4	0	ppb	0	AL=15	Corrosion of household plumbing systems, erosion of natural deposits									
Sodium	N	2019*	81000	No Range	ppb	0	0	Road Salt, Water Treatment Chemicals, Water Softeners and Sewage Effluents.									
Disinfection By-Products																	
82. TTHM [Total trihalomethanes]	N	2021	1.07	No Range	ppb	0	80	By-product of drinking water chlorination.									
Chlorine	N	2021	1.8	1.6 – 2	mg/l	0	MDRL = 4	Water additive used to control microbes									

PWS ID #: 0490017									TEST RESULTS								
Contaminant	Violation Y/N	Date Collected	Level Detected	Range of Detects or # of Samples Exceeding MCL/ACL	Unit Measure -ment	MCLG	MCL	Likely Source of Contamination									
Inorganic Contaminants																	
10. Barium	N	2019*	.0664	No Range	ppm	2	2	Discharge of drilling wastes; discharge from metal refineries; erosion of natural deposits									
13. Chromium	N	2019*	19.7	No Range	ppb	100	100	Discharge from steel and pulp mills; erosion of natural deposits									
14. Copper	N	2018/20*	.2	0	ppm	1.3	AL=1.3	Corrosion of household plumbing systems; erosion of natural deposits; leaching from wood preservatives									
17. Lead	N	2018/20*	1	0	ppb	0	AL=15	Corrosion of household plumbing systems, erosion of natural deposits									
Disinfection By-Products																	
Chlorine	N	2021	2.1	2 – 2.8	ppm	0	MRDL = 4	Water additive used to control microbes									

PWS ID #: 0490018		TEST RESULTS						
Contaminant	Violation Y/N	Date Collected	Level Detected	Range of Detects or # of Samples Exceeding MCL/ACL	Unit Measure-ment	MCLG	MCL	Likely Source of Contamination
Inorganic Contaminants								
10. Barium	N	2019*	.067	No Range	ppm	2	2	Discharge of drilling wastes; discharge from metal refineries; erosion of natural deposits
13. Chromium	N	2019*	14.1	No Range	ppb	100	100	Discharge from steel and pulp mills; erosion of natural deposits
14. Copper	N	2019*	.1	0	ppm	1.3	AL=1.3	Corrosion of household plumbing systems; erosion of natural deposits; leaching from wood preservatives
16. Fluoride	N	2019*	.104	No Range	ppm	4	4	Erosion of natural deposits; water additive which promotes strong teeth; discharge from fertilizer and aluminum factories
17. Lead	N	2019*	1	0 0	ppb	0	AL=15	Corrosion of household plumbing systems, erosion of natural deposits
Sodium	N	2019*	3600	No Range	ppb	0	0	Road Salt, Water Treatment Chemicals, Water Softeners and Sewage Effluents.
Disinfection By-Products								
81. HAA5	N	2021	2.65	No Range	ppb	0	60	By-Product of drinking water disinfection.
82. TTHM [Total trihalomethanes]	N	2021	3.03	No Range	ppb	0	80	By-product of drinking water chlorination.
Chlorine	N	2021	1.2	1 – 2	mg/l	0	MDRL = 4	Water additive used to control microbes

PWS ID #: 0490019		TEST RESULTS						
Contaminant	Violation Y/N	Date Collected	Level Detected	Range of Detects or # of Samples Exceeding MCL/ACL	Unit Measure-ment	MCLG	MCL	Likely Source of Contamination
Inorganic Contaminants								
10. Barium	N	2019*	.0664	No Range	Ppm	2	2	Discharge of drilling wastes; discharge from metal refineries; erosion of natural deposits
13. Chromium	N	2019*	19.7	No Range	ppb	100	100	Discharge from steel and pulp mills; erosion of natural deposits
14. Copper	N	2018/20*	.4	0	ppm	1.3	AL=1.3	Corrosion of household plumbing systems; erosion of natural deposits; leaching from wood preservatives
17. Lead	N	2018/20*	5	0	ppb	0	AL=15	Corrosion of household plumbing systems, erosion of natural deposits
Sodium	N	2019*	31000	No Range	ppb	0	0	Road Salt, Water Treatment Chemicals, Water Softeners and Sewage Effluents.
Disinfection By-Products								
Chlorine	N	2021	2.1	2 – 2.4	mg/l	0	MDRL = 4	Water additive used to control microbes

PWS ID #: 0490020		TEST RESULTS						
Contaminant	Violation Y/N	Date Collected	Level Detected	Range of Detects or # of Samples Exceeding MCL/ACL	Unit Measure-ment	MCLG	MCL	Likely Source of Contamination

Inorganic Contaminants								
10. Barium	N	2020*	.0054	.0053 - .0054	ppm	2	2	Discharge of drilling wastes; discharge from metal refineries; erosion of natural deposits
13. Chromium	N	2020*	2.7	2.4 – 2.7	ppb	100	100	Discharge from steel and pulp mills; erosion of natural deposits
14. Copper	N	2018/20*	.1	0	ppm	1.3	AL=1.3	Corrosion of household plumbing systems; erosion of natural deposits; leaching from wood preservatives
16. Fluoride	N	2020*	.136	.128 - .136	ppm	4	4	Erosion of natural deposits; water additive which promotes strong teeth; discharge from fertilizer and aluminum factories
17. Lead	N	2018/10*	0	0	ppb	0	AL=15	Corrosion of household plumbing systems, erosion of natural deposits
19. Nitrate (as Nitrogen)	N	2021	.101	No Range	ppm	10	10	Runoff from fertilizer use; leaching from septic tanks, sewage; erosion of natural deposits
20. Nitrite (as Nitrogen)	N	2021	.0203	No Range	ppm	1	1	Runoff from fertilizer use; leaching from septic tanks, sewage; erosion of natural deposits
Sodium	N	2019*	89000	71000 - 89000	ppb	0	0	Road Salt, Water Treatment Chemicals, Water Softeners and Sewage Effluents.
Disinfection By-Products								
81. HAA5	N	2021	1.41	No Range	ppb	0	60	By-Product of drinking water disinfection.
82. TTHM [Total trihalomethanes]	N	2021	3.55	No Range	ppb	0	80	By-product of drinking water chlorination.
Chlorine	N	2021	2.4	1.6 – 2.5	mg/l	0	MDRL = 4	Water additive used to control microbes

PWS ID #: 0490023 TEST RESULTS								
Contaminant	Violation Y/N	Date Collected	Level Detected	Range of Detects or # of Samples Exceeding MCL/ACL	Unit Measure-ment	MCLG	MCL	Likely Source of Contamination
Inorganic Contaminants								
10. Barium	N	2019*	.0183	No Range	ppm	2	2	Discharge of drilling wastes; discharge from metal refineries; erosion of natural deposits
14. Copper	N	2019/21	.3	0	ppm	1.3	AL=1.3	Corrosion of household plumbing systems; erosion of natural deposits; leaching from wood preservatives
16. Fluoride	N	2019*	.144	No Range	ppm	4	4	Erosion of natural deposits; water additive which promotes strong teeth; discharge from fertilizer and aluminum factories
17. Lead	N	2019/21	1	0	ppb	0	AL=15	Corrosion of household plumbing systems, erosion of natural deposits
Sodium	N	2019*	100000	No Range	ppb	0	0	Road Salt, Water Treatment Chemicals, Water Softeners and Sewage Effluents.
Disinfection By-Products								
81. HAA5	N	2021	5.59	No Range	ppb	0	60	By-Product of drinking water disinfection.
Chlorine	N	2021	2	2 – 2	mg/l	0	MDRL = 4	Water additive used to control microbes

* Most recent sample. No sample required for 2021.

We are required to monitor your drinking water for specific constituents on a monthly basis. Results of regular monitoring are an indicator of whether or not our drinking water meets health standards. We did complete the monitoring requirements for bacteriological sampling that showed no coliform present. In an effort to ensure systems complete all monitoring requirements, MSDH now notifies systems of any missing samples prior to the end of the compliance period.

If present, elevated levels of lead can cause serious health problems, especially for pregnant women and young children. Lead in drinking water is primarily from materials and components associated with service lines and home plumbing. Our Water Association is responsible for providing high quality drinking water, but cannot control the variety of materials used in plumbing components. When your water has been sitting for several hours, you can minimize the potential for lead exposure by flushing your tap for 30 seconds to 2 minutes before using water for drinking or cooking. If you are

concerned about lead in your water, you may wish to have your water tested. Information on lead in drinking water, testing methods, and steps you can take to minimize exposure is available from the Safe Drinking Water Hotline or at <http://www.epa.gov/safewater/lead>. The Mississippi State Department of Health Public Health Laboratory offers lead testing. Please contact 601.576.7582 if you wish to have your water tested.

To comply with the "Regulation Governing Fluoridation of Community Water Supplies", the City of Winona is required to report certain results pertaining to fluoridation of our water system. The number of months in the previous calendar year in which average fluoride sample results were within the optimal range of 0.6-1.2 ppm was 11. The percentage of fluoride samples collected in the previous calendar year that was within the optimal range of 0.6-1.2 ppm was 100%.

All sources of drinking water are subject to potential contamination by substances that are naturally occurring or man made. These substances can be microbes, inorganic or organic chemicals and radioactive substances. All drinking water, including bottled water, may reasonably be expected to contain at least small amounts of some contaminants. The presence of contaminants does not necessarily indicate that the water poses a health risk. More information about contaminants and potential health effects can be obtained by calling the Environmental Protection Agency's Safe Drinking Water Hotline at 1.800.426.4791.

Some people may be more vulnerable to contaminants in drinking water than the general population. Immuno-compromised persons such as persons with cancer undergoing chemotherapy, persons who have undergone organ transplants, people with HIV/AIDS or other immune system disorders, some elderly, and infants can be particularly at risk from infections. These people should seek advice about drinking water from their health care providers. EPA/CDC guidelines on appropriate means to lessen the risk of infection by cryptosporidium and other microbiological contaminants are available from the Safe Drinking Water Hotline 1.800.426.4791.

The Hayes Creek Water Association works around the clock to provide top quality water to every tap. We ask that all our customers help us protect our water sources, which are the heart of our community, our way of life and our children's future.

COVER SHEET

HAYES CREEK WATER ASSOCIATION
CONSUMER CONFIDENCE REPORT
JUNE 1, 2022

WELL I. D. NUMBERS

#0490004-City

#0490016-Minerva-I

#0490017-New Liberty

#0490018-City

#0490019-Lodi

#0490020-Alva

#0490023-Minerva-II

COPIES AVAILABLE TO CUSTOMERS AT

Hayes Creek Water Association

703 Summit St.

Winona, Mississippi

Hayes Creek Water Association

703 Summit Street
Winona, MS 38967
662-283-3506

June 1, 2022

Mississippi State Health Department
P. O. Box 1700
Jackson, MS 39215-1700

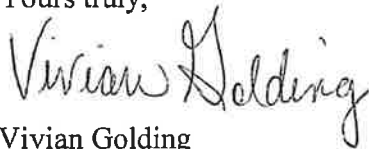
Dear Sir:

Enclosed you will find a copy of the Customer Confidence Report required by MSDH for I.D. Numbers 0490004, 0490016, 0490017, 0490018, 040019, 0490020, & 0490023.

I have also enclosed a copy of our bill, which notified our customers that the reports are in our office. HCWA took advantage of hosting our 2021 CCR on the MsRWA website with a URL <https://msrwa.org/2021ccr/hayescreek7.pdf>.

If I can be of further assistance, please call.

Yours truly,



Vivian Golding
Office Manager

Enclosures

/vg

Name of system: Hayes Creek Water Association

System PWS ID#(s) #0490016, #0490017, #0490019, #0490020, and #0490023

Do you purchase water () Yes (X) No

Contact person is: Philip Patridge Phone: (662) 417-5771

Regular meetings are scheduled 2nd Monday of every month, at 6 P.M., at Hayes Creek Water Association, 703 Summit St. Winona, MS 38967

We do not treat with fluoride

Our systems source water assessment program has been completed, and is rated "Lower" susceptibility to contamination.

Person to contact at this system is: Vivian Golding Phone: (662) 283-3506

Date: 5-9-22

System Name: Hayes Creek Water Assoc.	Minerva I Well	#0490016
	New Liberty Well	#0490017
	Lodi Well	#0490019
	Alva Well	#0490020
	Minerva II Well	#0490023

Signature: 
Vivian Golding, Office Manager

Do you purchase water Yes No

Only on Two Systems- PWS ID#(s) #0490004 and #0490018

If yes, from System Name: Winona Public Utility

Contact person is: Philip Patridge Phone #: (662) 417-5771

Regular meetings are scheduled: 2nd Monday of every month, at 6 P.M., at Hayes Creek Water Association Office, 703 Summit St., Winona, MS 38967

We do not treat with fluoride.

Our systems did not have violations in 2021.

Our systems source water assessment program has been completed and is rated "Lower" Susceptibility to contamination.

Person to contact at this system is: Vivian Golding, Office Manager
(662) 283-3506


Date: 5-9-22

System Name: Hayes Creek Water Association

ID #0490004 Mission Rd.

ID #0490018 Legion Lake Rd.

Signature:



Vivian Golding
Office Manager


THIS IS TO CERTIFY THAT:

Customers with ID numbers 0490004 and 0490018 were informed the CCR can be viewed on the MsRWA website on our June water bills and the CCR report can be viewed at the office of Hayes Creek Water Association.

Customers with ID numbers 0490016, 0490019, 0490017, 0490020 and 0490023 customers were informed the CCR can be viewed on the MsRWA website as the population of these ID numbers exceed 500. Copies of these reports are available at our office.

CERTIFICATION

I hereby certify that a consumer confidence report (CCR) has been distributed to the customers of this public water system in the form and manner identified above. I further certify that the information included in this CCR is true and correct and is consistent with the water quality monitoring data provided to the public water system officials by the Mississippi State Department of Health, Division of Water Supply.


James R. Bennett, President
Hayes Creek Water Association

5-9- 2022

Deliver payment to:

Hayes Creek Water Assn.
703 Summit St
Winona, MS 38967
662-283-3506

FIRST-CLASS MAIL
US POSTAGE PAID
MAILED FROM
ZIP CODE 38967
PERMIT # 3

Return this portion with payment.

Billed: 05/25/22

Previous Balance:	0.00
WATER RATE 1 USED 0	23.00
PREV 27 PRES 27	

23.00 PAID BY DIRECT DEBIT

23.00 PAID BY DIRECT DEBIT

Acct# 12480

JENNIE RICHARDSON
SVC:04/13/22-05/11/22 (28 days) Acct# 12480

JENNIE RICHARDSON
174 OLD MOUNTAIN ROAD
Winona MS 99999

CONSUMER CONFIDENCE REPORT AVAILABLE AT
<https://msrwa.org/2021ccr/hayescreek7.pdf>