

2021 CERTIFICATION
 Consumer Confidence Report (CCR)

RECEIVED
 MOON WATER SUPPLY
 2022 MAY 11 AM 9:46

NANIH WAIYA WATER ASSOCIATION

PRINT Public Water System Name

0800015


List PWS ID #s for all Community Water Systems included in this CCR

CCR DISTRIBUTION (Check all boxes that apply)	
INDIRECT DELIVERY METHODS (Attach copy of publication, water bill or other)	DATE ISSUED
<input checked="" type="checkbox"/> Advertisement in local paper (Attach copy of advertisement)	5/04/22
<input type="checkbox"/> On water bill (Attach copy of bill)	
<input type="checkbox"/> Email message (Email the message to the address below)	
<input type="checkbox"/> Other (Describe: _____)	
DIRECT DELIVERY METHOD (Attach copy of publication, water bill or other)	DATE ISSUED
<input type="checkbox"/> Distributed via U.S. Postal Service	
<input type="checkbox"/> Distributed via E-mail as a URL (Provide direct URL): _____	
<input type="checkbox"/> Distributed via Email as an attachment	
<input type="checkbox"/> Distributed via Email as text within the body of email message	
<input checked="" type="checkbox"/> Published in local newspaper (attach copy of published CCR or proof of publication)	5/04/22
<input checked="" type="checkbox"/> Posted in public places (attach list of locations or list here) NANIH WAIYA Volunteer Fire Dept	
<input type="checkbox"/> Posted online at the following address (Provide direct URL): _____	5/04/22

CERTIFICATION

I hereby certify that the Consumer Confidence Report (CCR) has been prepared and distributed to its customers in accordance with the appropriate distribution method(s) based on population served. Furthermore, I certify that the information contained in the report is correct and consistent with the water quality monitoring data for sampling performed and fulfills all CCR requirements of the Code of Federal Regulations (CFR) Title 40, Part 141.151 – 155.

Robbie Sullivan
 Name



Sec/Treas
 Title

5/10/22
 Date

SUBMISSION OPTIONS (Select one method ONLY)

You must email or mail a copy of the CCR, Certification, and associated proof of delivery method(s) to the MSDH, Bureau of Public Water Supply.

Mail: (U.S. Postal Service)
 MSDH, Bureau of Public Water Supply
 P.O. Box 1700
 Jackson, MS 39215

Email: water.reports@msdh.ms.gov

2021 Annual Drinking Water Quality Report
 Nanih Waiya Water Association
 PWS#: 0800015
 April 2022

RECEIVED
 MSDH-WATER SUPPLY

2022 APR 13 PM 8:53

We're pleased to present this year's Annual Water Quality Report (Consumer Confidence Report) as required by the Safe Drinking Water Act (SDWA). This report is designed to provide details about where your water comes from, what it contains and how it compares to standards set by regulatory agencies. This report is a snapshot of last year's water quality. We are committed to providing you with information because informed customers are our best allies. Our water source is from wells drawing from the Lower Wilcox Aquifer.

The source water assessment has been completed for our public water system to determine the overall susceptibility of its drinking water supply to identified potential sources of contamination. A report containing detailed information on how the susceptibility determinations were made has been furnished to our public water system and is available for viewing upon request. The wells for the Nanih Waiya Water Association have received a moderate susceptibility ranking to contamination.

If you have any questions about this report or concerning your water utility, please contact Robbie Sullivan at 662.803.0308. We want our valued customers to be informed about their water utility. If you want to learn more, please attend the regular meetings scheduled for the third Tuesday of each month at 6:00 PM at the Nanih Waiya Volunteer Fire Dept.

We routinely monitor for contaminants in your drinking water according to Federal and State laws. This table below lists all of the drinking water contaminants that we detected during the period of January 1st to December 31st, 2021. In cases where monitoring wasn't required in 2021, the table reflects the most recent results. As water travels over the surface of land or underground, it dissolves naturally occurring minerals and, in some cases, radioactive materials and can pick up substances or contaminants from the presence of animals or from human activity; microbial contaminants, such as viruses and bacteria, that may come from sewage treatment plants, septic systems, agricultural livestock operations, and wildlife; inorganic contaminants, such as salts and metals, which can be naturally occurring or result from urban storm-water runoff, industrial, or domestic wastewater discharges, oil and gas production, mining, or farming; pesticides and herbicides, which may come from a variety of sources such as agriculture, urban storm-water runoff, and residential uses; organic chemical contaminants, including synthetic and volatile organic chemicals, which are by-products of industrial processes and petroleum production, and can also come from gas stations and septic systems; radioactive contaminants, which can be naturally occurring or be the result of oil and gas production and mining activities. In order to ensure that tap water is safe to drink, EPA prescribes regulations that limit the amount of certain contaminants in water provided by public water systems. All drinking water, including bottled drinking water, may be reasonably expected to contain at least small amounts of some contaminants. It's important to remember that the presence of these contaminants does not necessarily indicate that the water poses a health risk.

In this table you will find many terms and abbreviations you might not be familiar with. To help you better understand these terms we've provided the following definitions:

Action Level - the concentration of a contaminant which, if exceeded, triggers treatment or other requirements which a water system must follow.

Maximum Contaminant Level (MCL) - The "Maximum Allowed" (MCL) is the highest level of a contaminant that is allowed in drinking water. MCLs are set as close to the MCLGs as feasible using the best available treatment technology.

Maximum Contaminant Level Goal (MCLG) - The "Goal"(MCLG) is the level of a contaminant in drinking water below which there is no known or expected risk to health. MCLGs allow for a margin of safety.

Maximum Residual Disinfectant Level (MRDL) - The highest level of a disinfectant allowed in drinking water. There is convincing evidence that addition of a disinfectant is necessary to control microbial contaminants.

Maximum Residual Disinfectant Level Goal (MRDLG) - The level of a drinking water disinfectant below which there is no known or expected risk of health. MRDLGs do not reflect the benefits of the use of disinfectants to control microbial contaminants.

Parts per million (ppm) or Milligrams per liter (mg/l) - one part per million corresponds to one minute in two years or a single penny in \$10,000.

Parts per billion (ppb) or Micrograms per liter - one part per billion corresponds to one minute in 2,000 years, or a single penny in \$10,000,000.

TEST RESULTS								
Contaminant	Violation Y/N	Date Collected	Level Detected	Range of Detects or # of Samples Exceeding MCL/ACL	Unit Measure -ment	MCLG	MCL	Likely Source of Contamination
Inorganic Contaminants								
10. Barium	N	2016*	.02267	No Range	ppm	2	2	Discharge of drilling wastes; discharge from metal refineries; erosion of natural deposits

14. Copper	N	2021	0	0	ppm	1.3	AL=1.3	Corrosion of household plumbing systems; erosion of natural deposits; leaching from wood preservatives
16. Fluoride	N	2016*	.732	No Range	ppm	4	4	Erosion of natural deposits; water additive which promotes strong teeth; discharge from fertilizer and aluminum factories
17. Lead	N	2021	0	0	ppb	0	AL=15	Corrosion of household plumbing systems, erosion of natural deposits
Sodium	N	2019*	3400	No Range	ppb	0	0	Road Salt, Water Treatment Chemicals, Water Softeners and Sewage Effluents.
Disinfection By-Products								
Chlorine	N	2021	1.7	.7 - 2	mg/l	0	MDRL = 4	Water additive used to control microbes

* Most recent sample. No sample required for 2021.

We are required to monitor your drinking water for specific contaminants on a monthly basis. Results of regular monitoring are an indicator of whether or not our drinking water meets health standards. In an effort to ensure systems complete all monitoring requirements, MSDH now notifies systems of any missing samples prior to the end of the compliance period.

If present, elevated levels of lead can cause serious health problems, especially for pregnant women and young children. Lead in drinking water is primarily from materials and components associated with service lines and home plumbing. Our water system is responsible for providing high quality drinking water, but cannot control the variety of materials used in plumbing components. When your water has been sitting for several hours, you can minimize the potential for lead exposure by flushing your tap for 30 seconds to 2 minutes before using water for drinking or cooking. If you are concerned about lead in your water, you may wish to have your water tested. Information on lead in drinking water, testing methods, and steps you can take to minimize exposure is available from the Safe Drinking Water Hotline or at <http://www.epa.gov/safewater/lead>. The Mississippi State Department of Health Public Health Laboratory offers lead testing. Please contact 601.576.7582 if you wish to have your water tested.

All sources of drinking water are subject to potential contamination by substances that are naturally occurring or man made. These substances can be microbes, inorganic or organic chemicals and radioactive substances. All drinking water, including bottled water, may reasonably be expected to contain at least small amounts of some contaminants. The presence of contaminants does not necessarily indicate that the water poses a health risk. More information about contaminants and potential health effects can be obtained by calling the Environmental Protection Agency's Safe Drinking Water Hotline at 1.800.426.4791.

Some people may be more vulnerable to contaminants in drinking water than the general population. Immuno-compromised persons such as persons with cancer undergoing chemotherapy, persons who have undergone organ transplants, people with HIV/AIDS or other immune system disorders, some elderly, and infants can be particularly at risk from infections. These people should seek advice about drinking water from their health care providers. EPA/CDC guidelines on appropriate means to lessen the risk of infection by cryptosporidium and other microbiological contaminants are available from the Safe Drinking Water Hotline 1.800.426.4791.

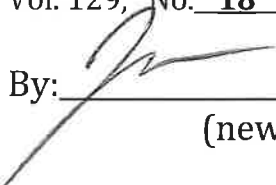
The Nanih Waiya Water Association works around the clock to provide top quality water to every tap. We ask that all our customers help us protect our water sources, which are the heart of our community, our way of life and our children's future.

Please note: This CCR will not be mailed to customers. You may obtain a copy by calling 662.773.6721 or viewing copy posted at the Nanih Waiya Volunteer Fire Department.


**~PROOF OF PUBLICATION~
STATE OF MISSISSIPPI
COUNTY OF WINSTON**

PERSONALLY appeared before me the undersigned authority in and for said County and State, Joseph McCain of The Winston County Journal, a newspaper printed and published in said County, who being duly sworn, deposes and says that the publication of this notice hereto affixed has been made in said newspaper for 1 consecutive week(s), to-wit:

Vol. 129, No. 18, on the 04, day of MAY, 2022

By: 
(newspaper)

Sworn to and subscribed to this the 4th day of May, 2022, by the undersigned Notary Public of said County and State.


(Notary)



2021 Annual Drinking Water Quality Report
Nanih Waiya Water Association
PWS#: 0800015
April 2022

We're pleased to present this year's Annual Water Quality Report (Consumer Confidence Report) as required by the Safe Drinking Water Act (SDWA). This report is designed to provide details about where your water comes from, what it contains and how it compares to standards set by regulatory agencies. This report is a snapshot of last year's water quality. We are committed to providing you with information because informed customers are our best allies. Our water source is from wells drawing from the Lower Witsex Aquifer.

The source water assessment has been completed for our public water system to determine the overall susceptibility of its drinking water supply to identified potential sources of contamination. A report containing detailed information on how the susceptibility determinations were made has been furnished to our public water system and is available for viewing upon request. The wells for the Nanih Waiya Water Association have received a moderate susceptibility ranking to contamination.

If you have any questions about this report or concerning your water utility, please contact Robbie Sullivan at 662-803-0308. We want our valued customers to be informed about their water utility. If you want to learn more, please attend the regular meetings scheduled for the third Tuesday of each month at 6:00 PM at the Nanih Waiya Volunteer Fire Dept.

We routinely monitor for contaminants in your drinking water according to Federal and State laws. This table below lists all of the drinking water contaminants that we detected during the period of January 1st to December 31st, 2021. In cases where monitoring wasn't required in 2021, the table reflects the most recent results. As water travels over the surface of land or underground, it dissolves naturally occurring minerals and, in some cases, radioactive materials and can pick up substances or contaminants from the presence of animals or from human activity, microbial contaminants, such as viruses and bacteria, that may come from sewage treatment plants, septic systems, agricultural livestock operations, and wildlife; inorganic contaminants, such as salts and metals, which can be naturally occurring or result from urban storm-water runoff, industrial, or domestic wastewater discharges, oil and gas production, mining, or farming; pesticides and herbicides, which may come from a variety of sources such as agriculture, urban storm-water runoff, and residential uses; organic chemical contaminants, including synthetic and volatile organic chemicals, which are by-products of industrial processes and petroleum production, and can also come from gas stations and septic systems; radioactive contaminants, which can be naturally occurring or be the result of oil and gas production and mining activities. In order to ensure that tap water is safe to drink, EPA prescribes regulations that limit the amount of certain contaminants in water provided by public water systems. All drinking water, including bottled drinking water, may be reasonably expected to contain at least small amounts of some contaminants. It's important to remember that the presence of these contaminants does not necessarily indicate that the water poses a health risk.

In this table you will find many terms and abbreviations you might not be familiar with. To help you better understand these terms we've provided the following definitions:

Action Level - the concentration of a contaminant which, if exceeded, triggers treatment or other requirements which a water system must follow.

Maximum Contaminant Level (MCL) - The "Maximum Allowed" (MCL) is the highest level of a contaminant that is allowed in drinking water. MCLs are set as close to the MCLGs as feasible using the best available treatment technology.

Maximum Contaminant Level Goal (MCLG) - The "Goal" (MCLG) is the level of a contaminant in drinking water below which there is no known or expected risk to health. MCLGs allow for a margin of safety.

Maximum Residual Disinfectant Level (MRDL) - The highest level of a disinfectant allowed in drinking water. There is convincing evidence that addition of a disinfectant is necessary to control microbial contaminants.

Maximum Residual Disinfectant Level Goal (MRDLG) - The level of a drinking water disinfectant below which there is no known or expected risk of health. MRDLGs do not reflect the benefits of the use of disinfectants to control microbial contaminants.

Parts per million (ppm) or Milligrams per liter (mg/l) - one part per million corresponds to one minute in two years or a single penny in \$10,000.

Parts per billion (ppb) or Micrograms per liter - one part per billion corresponds to one minute in 2,000 years, or a single penny in \$10,000,000.

TEST RESULTS

Contaminant	Violation Y/N	Date Collected	Level Detected	Range of Detects or # of Samples Exceeding MCL/MCL	Unit Measurement	MCLG	MCL	Likely Source of Contamination
Inorganic Contaminants								
10. Barium	N	2016*	2257	No Range	ppm	2	2	Discharge of drilling wastes; discharge from metal refineries; erosion of natural deposits
14. Copper	N	2021	0	0	ppm	1.3	AL=1.3	Corrosion of household plumbing systems; erosion of natural deposits; leaching from wood preservatives
16. Fluoride	N	2016*	792	No Range	ppm	4	4	Erosion of natural deposits; water additive which promotes strong teeth; discharge from fertilizer and aluminum factories
17. Lead	N	2021	0	0	ppb	0	AL=15	Corrosion of household plumbing systems; erosion of natural deposits
Sodium	N	2019*	3400	No Range	ppb	0	0	Road Salt, Water Treatment Chemicals, Water Softeners and Sewage Effluents.

Disinfection By-Products