

# 2021 CERTIFICATION

Consumer Confidence Report (CCR)

RECEIVED  
MSDH-WATER SUPPLY  
2022 MAY 11 AM 7:36

City of Eupora

PRINT Public Water System Name

0780005

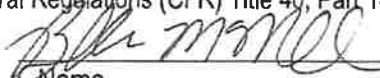
List PWS ID #s for all Community Water Systems included in this CCR

## CCR DISTRIBUTION (Check all boxes that apply)

INDIRECT DELIVERY METHODS (Attach copy of publication, water bill or other)	DATE ISSUED
<input checked="" type="checkbox"/> Advertisement in local paper (Attach copy of advertisement)	5/4/2022
<input type="checkbox"/> On water bill (Attach copy of bill)	
<input type="checkbox"/> Email message (Email the message to the address below)	
<input type="checkbox"/> Other (Describe: _____)	
DIRECT DELIVERY METHOD (Attach copy of publication, water bill or other)	DATE ISSUED
<input type="checkbox"/> Distributed via U.S. Postal Service	
<input type="checkbox"/> Distributed via E-mail as a URL (Provide direct URL): _____	
<input type="checkbox"/> Distributed via Email as an attachment	
<input type="checkbox"/> Distributed via Email as text within the body of email message	
<input checked="" type="checkbox"/> Published in local newspaper (attach copy of published CCR or proof of publication)	5/4/2022
<input type="checkbox"/> Posted in public places (attach list of locations or list here) _____	
<input type="checkbox"/> Posted online at the following address (Provide direct URL): _____	

## CERTIFICATION

I hereby certify that the Consumer Confidence Report (CCR) has been prepared and distributed to its customers in accordance with the appropriate distribution method(s) based on population served. Furthermore, I certify that the information contained in the report is correct and consistent with the water quality monitoring data for sampling performed and fulfills all CCR requirements of the Code of Federal Regulations (CFR) Title 40, Part 141.151 – 155.

  
Name

Mayor  
Title

5/10/2022  
Date

## SUBMISSION OPTIONS (Select one method ONLY)

You must email or mail a copy of the CCR, Certification, and associated proof of delivery method(s) to the MSDH, Bureau of Public Water Supply.

**Mail:** (U.S. Postal Service)  
MSDH, Bureau of Public Water Supply  
P.O. Box 1700  
Jackson, MS 39215

**Email:** [water.reports@msdh.ms.gov](mailto:water.reports@msdh.ms.gov)

RECEIVED  
MSDH-WATER SUPPLY  
2022 APR 18 PM 7:47

2021 Annual Drinking Water Quality Report  
City of Eupora  
PWS#: 0780005  
April 2022

We're pleased to present to you this year's Annual Quality Water Report. This report is designed to inform you about the quality water and services we deliver to you every day. Our constant goal is to provide you with a safe and dependable supply of drinking water. We want you to understand the efforts we make to continually improve the water treatment process and protect our water resources. We are committed to providing you with information because informed customers are our best allies.

If you have any questions about this report or concerning your water utility, please contact Virgil G. Barnett at 662.552.3800. We want our valued customers to be informed about their water utility. If you want to learn more, please join us at any of our regularly scheduled meetings. They are held on the first Monday of the month at 6:00 PM at the Eupora City Hall.

Our water source is from wells drawing from the Lower Wilcox Aquifer. The source water assessment has been completed for our public water system to determine the overall susceptibility of its drinking water supply to identify potential sources of contamination. A report containing detailed information on how the susceptibility determinations were made has been furnished to our public water system and is available for viewing upon request. The wells for the City of Eupora have received a moderate ranking in terms of susceptibility to contamination.

We routinely monitor for contaminants in your drinking water according to Federal and State laws. This table below lists all of the drinking water contaminants that were detected during the period of January 1<sup>st</sup> to December 31<sup>st</sup>, 2021. In cases where monitoring wasn't required in 2021, the table reflects the most recent results. As water travels over the surface of land or underground, it dissolves naturally occurring minerals and, in some cases, radioactive materials and can pick up substances or contaminants from the presence of animals or from human activity; microbial contaminants, such as viruses and bacteria, that may come from sewage treatment plants, septic systems, agricultural livestock operations, and wildlife; inorganic contaminants, such as salts and metals, which can be naturally occurring or result from urban storm-water runoff, industrial, or domestic wastewater discharges, oil and gas production, mining, or farming; pesticides and herbicides, which may come from a variety of sources such as agriculture, urban storm-water runoff, and residential uses; organic chemical contaminants, including synthetic and volatile organic chemicals, which are by-products of industrial processes and petroleum production, and can also come from gas stations and septic systems; radioactive contaminants, which can be naturally occurring or be the result of oil and gas production and mining activities. In order to ensure that tap water is safe to drink, EPA prescribes regulations that limit the amount of certain contaminants in water provided by public water systems. All drinking water, including bottled drinking water, may be reasonably expected to contain at least small amounts of some contaminants. It's important to remember that the presence of these contaminants does not necessarily indicate that the water poses a health risk.

In this table you will find many terms and abbreviations you might not be familiar with. To help you better understand these terms we've provided the following definitions:

*Action Level* - the concentration of a contaminant which, if exceeded, triggers treatment or other requirements which a water system must follow.

*Maximum Contaminant Level (MCL)* - The "Maximum Allowed" (MCL) is the highest level of a contaminant that is allowed in drinking water. MCLs are set as close to the MCLGs as feasible using the best available treatment technology.

*Maximum Contaminant Level Goal (MCLG)* - The "Goal"(MCLG) is the level of a contaminant in drinking water below which there is no known or expected risk to health. MCLGs allow for a margin of safety.

*Maximum Residual Disinfectant Level (MRDL)* - The highest level of a disinfectant allowed in drinking water. There is convincing evidence that addition of a disinfectant is necessary to control microbial contaminants.

*Maximum Residual Disinfectant Level Goal (MRDLG)* - The level of a drinking water disinfectant below which there is no known or expected risk of health. MRDLGs do not reflect the benefits of the use of disinfectants to control microbial contaminants.

*Parts per million (ppm) or Milligrams per liter (mg/l)* - one part per million corresponds to one minute in two years or a single penny in \$10,000.

*Parts per billion (ppb) or Micrograms per liter* - one part per billion corresponds to one minute in 2,000 years, or a single penny in \$10,000,000.

*Level 1 Assessment:* A study of the water system to identify potential problems and determine (if possible) why total coliform bacteria have been found in our water system.

TEST RESULTS								
Contaminant	Violation Y/N	Date Collected	Level Detected	Range of Detects or # of Samples Exceeding MCL/ACL/MRDL	Unit Measurement	MCLG	MCL	Likely Source of Contamination
<b>Inorganic Contaminants</b>								
10. Barium	N	2019*	.0084	.008 - .0084	ppm	2	2	Discharge of drilling wastes; discharge from metal refineries; erosion of natural deposits

13. Chromium	N	2019*	.9	.6 - .9	ppb	100	100	Discharge from steel and pulp mills; erosion of natural deposits
14. Copper	N	2017/19*	.4	0	ppm	1.3	AL=1.3	Corrosion of household plumbing systems; erosion of natural deposits; leaching from wood preservatives
16. Fluoride	N	2019*	.102	.1 - .102	ppm	4	4	Erosion of natural deposits; water additive which promotes strong teeth; discharge from fertilizer and aluminum factories
17. Lead	N	2017/19*	2	0	ppb	0	AL=15	Corrosion of household plumbing systems, erosion of natural deposits
Sodium	N	2019*	79000	76000 - 79000	ppb	0	0	Road Salt, Water Treatment Chemicals, Water Softeners and Sewage Effluents.

### Disinfection By-Products

81. HAA5	N	2021	1.33	No Range	ppb	0	60	By-Product of drinking water disinfection.
82. TTHM [Total trihalomethanes]	N	2021	3.33	No Range	ppb	0	80	By-product of drinking water chlorination.
Chlorine	N	2021	1.1	.6 - 1.4	mg/l	0	MRDL = 4	Water additive used to control microbes

\* Most recent sample. No sample required for 2021.

We're proud that your drinking water meets or exceeds all Federal and State requirements. We have learned through our monitoring and testing that some constituents have been detected however the EPA has determined that your water IS SAFE at these levels.

We are required to monitor your drinking water for specific contaminants on a monthly basis. Results of regular monitoring are an indicator of whether or not our drinking water meets health standards. In an effort to ensure systems complete all monitoring requirements, MSDH now notifies systems of any missing samples prior to the end of the compliance period.

If present, elevated levels of lead can cause serious health problems, especially for pregnant women and young children. Lead in drinking water is primarily from materials and components associated with service lines and home plumbing. Our water system is responsible for providing high quality drinking water, but cannot control the variety of materials used in plumbing components. When your water has been sitting for several hours, you can minimize the potential for lead exposure by flushing your tap for 30 seconds to 2 minutes before using water for drinking or cooking. If you are concerned about lead in your water, you may wish to have your water tested. Information on lead in drinking water, testing methods, and steps you can take to minimize exposure is available from the Safe Drinking Water Hotline or at <http://www.epa.gov/safewater/lead>. The Mississippi State Department of Health Public Health Laboratory offers lead testing. Please contact 601.576.7582 if you wish to have your water tested.

All sources of drinking water are subject to potential contamination by substances that are naturally occurring or man made. These substances can be microbes, inorganic or organic chemicals and radioactive substances. All drinking water, including bottled water, may reasonably be expected to contain at least small amounts of some contaminants. The presence of contaminants does not necessarily indicate that the water poses a health risk. More information about contaminants and potential health effects can be obtained by calling the Environmental Protection Agency's Safe Drinking Water Hotline at 1.800.426.4791.

Some people may be more vulnerable to contaminants in drinking water than the general population. Immuno-compromised persons such as persons with cancer undergoing chemotherapy, persons who have undergone organ transplants, people with HIV/AIDS or other immune system disorders, some elderly, and infants can be particularly at risk from infections. These people should seek advice about drinking water from their health care providers. EPA/CDC guidelines on appropriate means to lessen the risk of infection by Cryptosporidium and other microbial contaminants are available from the Safe Drinking Water Hotline 1.800.426.4791.

The City of Eupora works around the clock to provide top quality water to every tap. We ask that all our customers help us protect our water sources, which are the heart of our community, our way of life and our children's future.

2021 Annual Drinking Water Quality Report  
City of Eupora  
PWS#: 0780005  
April 2022

We're pleased to present to you this year's Annual Quality Water Report. This report is designed to inform you about the quality water and services we deliver to you every day. Our constant goal is to provide you with a safe and dependable supply of drinking water. We want you to understand the efforts we make to continually improve the water treatment process and protect our water resources. We are committed to providing you with information because informed customers are our best allies.

If you have any questions about this report or concerning your water utility, please contact Virgil G. Barnett at 662.552.3900. We want our valued customers to be informed about their water utility. If you want to learn more, please join us at any of our regularly scheduled meetings. They are held on the first Monday of the month at 6:00 PM at the Eupora City Hall.

Our water source is from wells drawing from the Lower Wilcox Aquifer. The source water assessment has been completed for our public water system to determine the overall susceptibility of its drinking water supply to identify potential sources of contamination. A report containing detailed information on how the susceptibility determinations were made has been furnished to our public water system and is available for viewing upon request. The wells for the City of Eupora have received a moderate ranking in terms of susceptibility to contamination.

We routinely monitor for contaminants in your drinking water according to Federal and State laws. This table below lists all of the drinking water contaminants that were detected during the period of January 1<sup>st</sup> to December 31<sup>st</sup>, 2021. In cases where monitoring wasn't required in 2021, the table reflects the most recent results. As water travels over the surface of land or underground, it dissolves naturally occurring minerals and, in some cases, radioactive materials and can pick up substances or contaminants from the presence of animals or from human activity; microbial contaminants, such as viruses and bacteria, that may come from sewage treatment plants, septic systems, agricultural livestock operations, and wildlife; inorganic contaminants, such as salts and metals, which can be naturally occurring or result from urban storm-water runoff, industrial, or domestic wastewater discharges, oil and gas production, mining, or farming; pesticides and herbicides, which may come from a variety of sources such as agriculture, urban storm-water runoff, and residential uses; organic chemical contaminants, including synthetic and volatile organic chemicals, which are by-products of industrial processes and petroleum production, and can also come from gas stations and septic systems; radioactive contaminants, which can be naturally occurring or be the result of oil and gas production and mining activities. In order to ensure that tap water is safe to drink, EPA prescribes regulations that limit the amount of certain contaminants in water provided by public water systems. All drinking water, including bottled drinking water, may be reasonably expected to contain at least small amounts of some contaminants. It's important to remember that the presence of these contaminants does not necessarily indicate that the water poses a health risk.

In this table you will find many terms and abbreviations you might not be familiar with. To help you better understand these terms we've provided the following definitions:

**Action Level** - the concentration of a contaminant which, if exceeded, triggers treatment or other requirements which a water system must follow.

**Maximum Contaminant Level (MCL)** - The "Maximum Allowed" (MCL) is the highest level of a contaminant that is allowed in drinking water. MCLs are set as close to the MCLGs as feasible using the best available treatment technology.

**Maximum Contaminant Level Goal (MCLG)** - The "Goal" (MCLG) is the level of a contaminant in drinking water below which there is no known or expected risk to health. MCLGs allow for a margin of safety.

**Maximum Residual Disinfectant Level (MRDL)** - The highest level of a disinfectant allowed in drinking water. There is convincing evidence that addition of a disinfectant is necessary to control microbial contaminants.

**Maximum Residual Disinfectant Level Goal (MRDLG)** - The level of a drinking water disinfectant below which there is no known or expected risk of health. MRDLGs do not reflect the benefits of the use of disinfectants to control microbial contaminants.

**Parts per million (ppm) or Milligrams per liter (mg/l)** - one part per million corresponds to one minute in two years or a single penny in \$10,000.

**Parts per billion (ppb) or Micrograms per liter** - one part per billion corresponds to one minute in 2,000 years, or a single penny in \$10,000,000.

**Level 1 Assessment** - A study of the water system to identify potential problems and determine (if possible) why total coliform bacteria have been found in our water system.

TEST RESULTS

Contaminant	Violation n /m	Date Collected	Level Detected	Range of Detects or # of Samples Exceeding MCL/AQL/MRDL	Unit Measure ment	MCLG	MCL	Likely Source of Contamination
<b>Inorganic Contaminants</b>								
10. Barium	N	2019*	0084	008 - 0084	ppm	2	2	Discharge of drilling wastes; discharge from metal refineries; erosion of natural deposits
12. Chromium	N	2019*	.9	.9 - .9	ppb	100	100	Discharge from steel and pulp mills; erosion of natural deposits
14. Copper	N	2017/19*	.4	0	ppm	1.3	AL=1.3	Corrosion of household plumbing systems; erosion of natural deposits; leaching from wood preservatives
18. Fluoride	N	2019*	102	.1 - 102	ppm	4	4	Erosion of natural deposits; water additive which promotes strong teeth; discharge from fertilizer and aluminum factories

dis-  
medical,  
norial  
shed.  
MVA,  
dison  
dis-  
prop-  
WSO  
larm,  
WSO  
fical,  
EMS  
tfire,  
thall  
ppi  
sion  
VA,  
race  
NTP  
MS,  
dis-  
left,  
rial  
ed.  
tesy  
ans  
EPD  
ical,  
rial  
ied.  
rian  
rson  
hed.  
ute,  
oad;  
car,  
dis-  
ical,  
dis-  
out,  
dis-  
cal,  
rial  
ed.

## TEST RESULTS

Contaminant	Violation Y/N	Date Collected	Level Detected	Range of Detects or # of Samples Exceeding MCL/ACL/MRDL	Unit Measurement	MCLG	MCL	Likely Source of Contamination
<b>Inorganic Contaminants</b>								
10. Barium	N	2019*	.0084	.008 - .0084	ppm	2	2	Discharge of drilling wastes; discharge from metal refineries; erosion of natural deposits
13. Chromium	N	2019*	.9	.6 - .9	ppb	100	100	Discharge from steel and pulp mills; erosion of natural deposits
14. Copper	N	2017/19*	.4	0	ppm	1.3	AL=1.3	Corrosion of household plumbing systems; erosion of natural deposits; leaching from wood preservatives
16. Fluoride	N	2019*	.102	.1 - .102	ppm	4	4	Erosion of natural deposits; water additive which promotes strong teeth; discharge from fertilizer and aluminum factories
17. Lead	N	2017/19*	2	0	ppb	0	AL=15	Corrosion of household plumbing systems; erosion of natural deposits
Sodium	N	2019*	79000	78000 - 79000	ppb	0	0	Road Salt, Water Treatment Chemicals, Water Softeners and Reverse Effluents
<b>Disinfection By-Products</b>								
01. HAA5	N	2021	1.33	No Range	ppb	0	60	By-Product of drinking water disinfection.
02. THM4 (Total Trihalomethanes)	N	2021	3.33	No Range	ppb	0	60	By-product of drinking water chlorination.
Chlorine	N	2021	1.1	.8 - 1.4	mg/L	0	MRDL = 4	Water additive used to control microbes

\* Most recent sample. No sample required for 2021.

We're proud that your drinking water meets or exceeds all Federal and State requirements. We have learned through our monitoring and testing that some constituents have been detected however the EPA has determined that your water IS SAFE at these levels.

We are required to monitor your drinking water for specific contaminants on a monthly basis. Results of regular monitoring are an indicator of whether or not our drinking water meets health standards. In an effort to ensure systems complete all monitoring requirements, MSDH now notifies systems of any missing samples prior to the end of the compliance period.

If present, elevated levels of lead can cause serious health problems, especially for pregnant women and young children. Lead in drinking water is primarily from materials and components associated with service lines and home plumbing. Our water system is responsible for providing high quality drinking water, but cannot control the variety of materials used in plumbing components. When your water has been sitting for several hours, you can minimize the potential for lead exposure by flushing your tap for 30 seconds to 2 minutes before using water for drinking or cooking. If you are concerned about lead in your water, you may wish to have your water tested. Information on lead in drinking water, testing methods, and steps you can take to minimize exposure is available from the Safe Drinking Water Hotline or at <http://www.epa.gov/leadwater>. The Mississippi State Department of Health Public Health Laboratory offers lead testing. Please contact 601.576.7342 if you wish to have your water tested.

All sources of drinking water are subject to potential contamination by substances that are naturally occurring or man-made. These substances can be microbes, inorganic or organic chemicals and radioactive substances. All drinking water, including bottled water, may reasonably be expected to contain at least small amounts of some contaminants. The presence of contaminants does not necessarily indicate that the water poses a health risk. More information about contaminants and potential health effects can be obtained by calling the Environmental Protection Agency's Safe Drinking Water Hotline at 1.800.426.4791.

Some people may be more vulnerable to contaminants in drinking water than the general population. Immuno-compromised persons such as persons with cancer undergoing chemotherapy, persons who have undergone organ transplants, people with HIV/AIDS or other immune system disorders, some elderly, and infants can be particularly at risk from infections. These people should seek advice about drinking water from their health care providers. EPA/CDC guidelines on appropriate means to lessen the risk of infection by *Cryptosporidium* and other microbial contaminants are available from the Safe Drinking Water Hotline 1.800.426.4791.

The City of Eugene works around the clock to provide top quality water to every tap. We ask that all our customers help us protect our water sources, which are the heart of our community, our way of life and our children's future.

Published 5/4/2022


**~PROOF OF PUBLICATION~  
STATE OF MISSISSIPPI  
COUNTY OF WEBSTER**


PERSONALLY appeared before me the undersigned authority in and for said County and State, Joseph McCain of The Webster Progress-Times, a newspaper printed and published in said County, who being duly sworn, deposes and says that the publication of this notice hereto affixed has been made in said newspaper for 1 consecutive week(s), to-wit:

Vol. 95, No. 18, on the 04, day of MAY, 2022

By:  \_\_\_\_\_  
(newspaper)

Sworn to and subscribed to this the 4th day of May, 2022, by the undersigned Notary Public of said County and State

 \_\_\_\_\_  
(Notary)



(SEAL)