

2020 JUN 18 AM 11:14

2019 CERTIFICATION

Consumer Confidence Report (CCR)

POSSUMNECK / Carmack

Public Water System Name

MS 0040008

List PWS ID #s for all Community Water Systems included in this CCR

The Federal Safe Drinking Water Act (SDWA) requires each Community Public Water System (PWS) to develop and distribute a Consumer Confidence Report (CCR) to its customers each year. Depending on the population served by the PWS, this CCR must be mailed or delivered to the customers, published in a newspaper of local circulation, or provided to the customers upon request. Make sure you follow the proper procedures when distributing the CCR. **You must email, fax (but not preferred) or mail, a copy of the CCR and Certification to the MSDH.** Please check all boxes that apply.

Customers were informed of availability of CCR by: *(Attach copy of publication, water bill or other)*

- Advertisement in local paper *(Attach copy of advertisement)*
- On water bills *(Attach copy of bill)*
- Email message *(Email the message to the address below)*
- Other _____

Date(s) customers were informed: / / 2020 / / 2020 / / 2020

- CCR was distributed by U.S. Postal Service or other direct delivery. Must specify other direct delivery methods used _____

Date Mailed/Distributed: / /

- CCR was distributed by Email *(Email MSDH a copy)* Date Emailed: / / 2020
 - As a URL _____ *(Provide Direct URL)*
 - As an attachment
 - As text within the body of the email message

- CCR was published in local newspaper. *(Attach copy of published CCR or proof of publication)*

Name of Newspaper: Star Herald

Date Published: 6/4/20

- CCR was posted in public places. *(Attach list of locations)* Date Posted: / / 2020

- CCR was posted on a publicly accessible internet site at the following address: _____ *(Provide Direct URL)*

CERTIFICATION

I hereby certify that the CCR has been distributed to the customers of this public water system in the form and manner identified above and that I used distribution methods allowed by the SDWA. I further certify that the information included in this CCR is true and correct and is consistent with the water quality monitoring data provided to the PWS officials by the Mississippi State Department of Health, Bureau of Public Water Supply

Brenda Melton Sec/Treasurer
Name/Title (Board President, Mayor, Owner, Admin. Contact, etc.)

6-15-20
Date

Submission options (Select one method ONLY)

Mail: (U.S. Postal Service)
MSDH, Bureau of Public Water Supply
P.O. Box 1700
Jackson, MS 39215

Email: water.reports@msdh.ms.gov

Fax: (601) 576 - 7800

****Not a preferred method due to poor clarity****

CCR Deadline to MSDH & Customers by July 1, 2020!

2019 Annual Drinking Water Quality Report
 Possumneck Carmack Water Association
 PWS#: 0040008
 May 2020

2020 JUN 18 AM 11:14

We're pleased to present to you this year's Annual Quality Water Report. This report is designed to inform you about the quality water and services we deliver to you every day. Our constant goal is to provide you with a safe and dependable supply of drinking water. We want you to understand the efforts we make to continually improve the water treatment process and protect our water resources. We are committed to ensuring the quality of your water.

If you have any questions about this report or concerning your water utility, please contact Brenda Melton at 662.614.1347. We want our valued customers to be informed about their water utility. If you want to learn more, please attend any of our regularly scheduled meetings. They are held on the first Monday of each month at 5:00 PM at Carmack Community Center.

Our water source is from wells drawing from the Lower and Middle Wilcox Aquifers. The source water assessment has been completed for our public water system to determine the overall susceptibility of its drinking water supply to identify potential sources of contamination. A report containing detailed information on how the susceptibility determinations were made has been furnished to our public water system and is available for viewing upon request. The wells for our association have received a lower susceptibility ranking to contamination.

We routinely monitor for contaminants in your drinking water according to Federal and State laws. This table below lists all of the drinking water contaminants that we detected during the period of January 1st to December 31st, 2019. In cases where monitoring wasn't required in 2019, the table reflects the most recent results. As water travels over the surface of land or underground, it dissolves naturally occurring minerals and, in some cases, radioactive materials and can pick up substances or contaminants from the presence of animals or from human activity; microbial contaminants, such as viruses and bacteria, that may come from sewage treatment plants, septic systems, agricultural livestock operations, and wildlife; inorganic contaminants, such as salts and metals, which can be naturally occurring or result from urban storm-water runoff, industrial, or domestic wastewater discharges, oil and gas production, mining, or farming; pesticides and herbicides, which may come from a variety of sources such as agriculture, urban storm-water runoff, and residential uses; organic chemical contaminants, including synthetic and volatile organic chemicals, which are by-products of industrial processes and petroleum production, and can also come from gas stations and septic systems; radioactive contaminants, which can be naturally occurring or be the result of oil and gas production and mining activities. In order to ensure that tap water is safe to drink, EPA prescribes regulations that limit the amount of certain contaminants in water provided by public water systems. All drinking water, including bottled drinking water, may be reasonably expected to contain at least small amounts of some contaminants. It's important to remember that the presence of these contaminants does not necessarily indicate that the water poses a health risk.

In this table you will find many terms and abbreviations you might not be familiar with. To help you better understand these terms we've provided the following definitions:

Action Level - the concentration of a contaminant which, if exceeded, triggers treatment or other requirements which a water system must follow.

Maximum Contaminant Level (MCL) - The "Maximum Allowed" (MCL) is the highest level of a contaminant that is allowed in drinking water. MCLs are set as close to the MCLGs as feasible using the best available treatment technology.

Maximum Contaminant Level Goal (MCLG) - The "Goal" (MCLG) is the level of a contaminant in drinking water below which there is no known or expected risk to health. MCLGs allow for a margin of safety.

Maximum Residual Disinfectant Level (MRDL) - The highest level of a disinfectant allowed in drinking water. There is convincing evidence that addition of a disinfectant is necessary to control microbial contaminants.

Maximum Residual Disinfectant Level Goal (MRDLG) - The level of a drinking water disinfectant below which there is no known or expected risk of health. MRDLGs do not reflect the benefits of the use of disinfectants to control microbial contaminants.

Parts per million (ppm) or Milligrams per liter (mg/l) - one part per million corresponds to one minute in two years or a single penny in \$10,000.

Parts per billion (ppb) or Micrograms per liter - one part per billion corresponds to one minute in 2,000 years, or a single penny in \$10,000,000.

TEST RESULTS								
Contaminant	Violation Y/N	Date Collected	Level Detected	Range of Detects or # of Samples Exceeding MCL/ACL	Unit Measurement	MCLG	MCL	Likely Source of Contamination
Inorganic Contaminants								

8. Arsenic	N	2018*	2020 JUN 18 .0292	No Range .016 - .292	ppb	n/a	10	Erosion of natural deposits; runoff from orchards; runoff from glass and electronics production wastes
10. Barium	N	2018*	.0292	.016 - .292	ppm	2	2	Discharge of drilling wastes; discharge from metal refineries; erosion of natural deposits
13. Chromium	N	2018*	5.8	3.4 – 5.8	ppb	100	100	Discharge from steel and pulp mills; erosion of natural deposits
14. Copper	N	2017/19*	.7	0	ppm	1.3	AL=1.3	Corrosion of household plumbing systems; erosion of natural deposits; leaching from wood preservatives
15. Cyanide	N	2018*	19	No Range	ppb	200	200	Discharge from steel/metal factories; discharge from plastic and fertilizer factories
16. Fluoride	N	2018*	.145	.1 - .145	ppm	4	4	Erosion of natural deposits; water additive which promotes strong teeth; discharge from fertilizer and aluminum factories
17. Lead	N	2017/19*	1	2	ppb	0	AL=15	Corrosion of household plumbing systems, erosion of natural deposits

Disinfection By-Products

81. HAA5	N	2019	26	20 - 26	ppb	0	60	By-Product of drinking water disinfection.
82. TTHM [Total trihalomethanes]	N	2019	21.9	16.53 – 21.9	ppb	0	80	By-product of drinking water chlorination.
Chlorine	N	2019	3.1	1.2 – 3.4	mg/l	0	MDRL = 4	Water additive used to control microbes

Unregulated Contaminants

Sodium	N	2019	120000	66000 - 120000	PPB	NONE	NONE	Road Salt, Water Treatment Chemicals, Water Softeners and Sewage Effluents.
--------	---	------	--------	----------------	-----	------	------	---

* Most recent sample. No sample required for 2019

As you can see by the table, our system had no contaminate violations. We're proud that your drinking water meets or exceeds all Federal and State requirements. We have learned through our monitoring and testing that some contaminants have been detected however the EPA has determined that your water IS SAFE at these levels.

We are required to monitor your drinking water for specific contaminants on a monthly basis. Results of regular monitoring are an indicator of whether or not our drinking water meets health standards. We did complete the monitoring requirements for bacteriological sampling that showed no coliform present. In an effort to ensure systems complete all monitoring requirements, MSDH now notifies systems of any missing samples prior to the end of the compliance period.

If present, elevated levels of lead can cause serious health problems, especially for pregnant women and young children. Lead in drinking water is primarily from materials and components associated with service lines and home plumbing. Our water system is responsible for providing high quality drinking water, but cannot control the variety of materials used in plumbing components. When your water has been sitting for several hours, you can minimize the potential for lead exposure by flushing your tap for 30 seconds to 2 minutes before using water for drinking or cooking. If you are concerned about lead in your water, you may wish to have your water tested. Information on lead in drinking water, testing methods, and steps you can take to minimize exposure is available from the Safe Drinking Water Hotline or at <http://www.epa.gov/safewater/lead>. The Mississippi State Department of Health Public Health Laboratory offers lead testing. Please contact 601.576.7582 if you wish to have your water tested.

All sources of drinking water are subject to potential contamination by substances that are naturally occurring or man made. These substances can be microbes, inorganic or organic chemicals and radioactive substances. All drinking water, including bottled water, may reasonably be expected to contain at least small amounts of some contaminants. The presence of contaminants does not necessarily indicate that the water poses a health risk. More information about contaminants and potential health effects can be obtained by calling the Environmental Protection Agency's Safe Drinking Water Hotline at 1.800.426.4791.

Some people may be more vulnerable to contaminants in drinking water than the general population. Immuno-compromised persons such as persons with cancer undergoing chemotherapy, persons who have undergone organ transplants, people with HIV/AIDS or other immune system disorders, some elderly, and infants can be particularly at risk from infections. These people should seek advice about drinking water from their health care providers. EPA/CDC guidelines on appropriate means to lessen the risk of infection by cryptosporidium and other microbiological contaminants are available from the Safe Drinking Water Hotline 1.800.426.4791.

The Possumneck Carmack Water Association works around the clock to provide top quality water to every tap. We ask that all our customers help us protect our water sources, which are the heart of our community, our way of life and our children's future.

Date: June 4, 2020


2020 JUN 18 AM 11:14

To: **Possumneck-Carmack Water Association**
2355 Attala Road 3106
West, MS 39192

For publication of described notice, copy of which is attached.

Ad size **3 column x 12"** Times **1** and making **2** proofs, **\$357.00**

Payment received from _____



(Clerk)
The Star-Herald
207 North Madison St.
Kosciusko, MS 39090

PROOF OF PUBLICATION

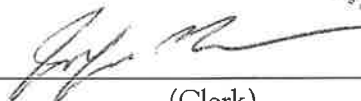
STATE OF MISSISSIPPI
COUNTY OF ATTALA

Personally came before me, the undersigned, a NOTARY PUBLIC in and for Attala County, Mississippi, the CLERK of The Star-Herald, a newspaper published in the City of Kosciusko, Attala County, in said state, who, being duly sworn deposes and says that The Star-Herald is a newspaper as defined and described in Senate Bill No. 203 enacted at the regular session of the Mississippi Legislature of 1948, amended Section 1858, of the Mississippi Code of 1942, and that the publication of a notice, of which the annexed is a copy, in the matter of **Water CCR** has been published in said newspaper **1** times, to-wit:

On the **4th** day of **June**, 2020

-see
reverse
side-

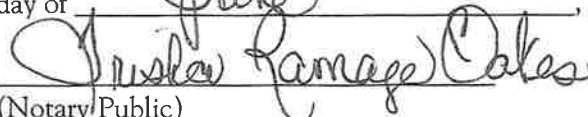




(Clerk)

SWORN TO AND SUBSCRIBED before me, this 4

day of June, 2020.



(Notary Public)

2019 Annual Drinking Water Quality Report
 Possumneck Carmack Water Association
 PWS#: 0040008
 May 2020

2020 JUN 18 AM 11:14
 2020 JUN 19 AM 11:14

We're pleased to present to you this year's Annual Quality Water Report. This report is designed to inform you about the quality water and services we deliver to you every day. Our constant goal is to provide you with a safe and dependable supply of drinking water. We want you to understand the efforts we make to continually improve the water treatment process and protect our water resources. We are committed to ensuring the quality of your water.

If you have any questions about this report or concerning your water utility, please contact Brenda Melton at 662.614.1347. We want our valued customers to be informed about their water utility. If you want to learn more, please attend any of our regularly scheduled meetings. They are held on the first Monday of each month at 5:00 PM at Carmack Community Center.

Our water source is from wells drawing from the Lower and Middle Wilcox Aquifers. The source water assessment has been completed for our public water system to determine the overall susceptibility of its drinking water supply to identify potential sources of contamination. A report containing detailed information on how the susceptibility determinations were made has been furnished to our public water system and is available for viewing upon request. The wells for our association have received a lower susceptibility ranking to contamination.

We routinely monitor for contaminants in your drinking water according to Federal and State laws. This table below lists all of the drinking water contaminants that we detected during the period of January 1st to December 31st, 2019. In cases where monitoring wasn't required in 2019, the table reflects the most recent results. As water travels over the surface of land or underground, it dissolves naturally occurring minerals and, in some cases, radioactive materials and can pick up substances or contaminants from the presence of animals or from human activity; microbial contaminants, such as viruses and bacteria, that may come from sewage treatment plants, septic systems, agricultural livestock operations, and wildlife; inorganic contaminants, such as salts and metals, which can be naturally occurring or result from urban storm-water runoff, industrial, or domestic wastewater discharges, oil and gas production, mining, or farming; pesticides and herbicides, which may come from a variety of sources such as agriculture, urban storm-water runoff, and residential uses; organic chemical contaminants, including synthetic and volatile organic chemicals, which are by-products of industrial processes and petroleum production, and can also come from gas stations and septic systems; radioactive contaminants, which can be naturally occurring or be the result of oil and gas production and mining activities. In order to ensure that tap water is safe to drink, EPA prescribes regulations that limit the amount of certain contaminants in water provided by public water systems. All drinking water, including bottled drinking water, may be reasonably expected to contain at least small amounts of some contaminants. It's important to remember that the presence of these contaminants does not necessarily indicate that the water poses a health risk.

In this table you will find many terms and abbreviations you might not be familiar with. To help you better understand these terms we've provided the following definitions:

Action Level - the concentration of a contaminant which, if exceeded, triggers treatment or other requirements which a water system must follow.

Maximum Contaminant Level (MCL) - The "Maximum Allowed" (MCL) is the highest level of a contaminant that is allowed in drinking water. MCLs are set as close to the MCLGs as feasible using the best available treatment technology.

Maximum Contaminant Level Goal (MCLG) - The "Goal" (MCLG) is the level of a contaminant in drinking water below which there is no known or expected risk to health. MCLGs allow for a margin of safety.

Maximum Residual Disinfectant Level (MRDL) - The highest level of a disinfectant allowed in drinking water. There is convincing evidence that addition of a disinfectant is necessary to control microbial contaminants.

Maximum Residual Disinfectant Level Goal (MRDLG) - The level of a drinking water disinfectant below which there is no known or expected risk of health. MRDLGs do not reflect the benefits of the use of disinfectants to control microbial contaminants.

Parts per million (ppm) or Milligrams per liter (mg/l) - one part per million corresponds to one minute in two years or a single penny in \$10,000.

Parts per billion (ppb) or Micrograms per liter - one part per billion corresponds to one minute in 2,000 years, or a single penny in \$10,000,000.

TEST RESULTS									
Contaminant	Violation Y/N	Date Collected	Level Detected	Range of Detects or # of Samples Exceeding MCL/ACL	Unit Measurement	MCLG	MCL	Likely Source of Contamination	

Inorganic Contaminants

8. Arsenic	N	2018*	.7	No Range	ppb	n/a	10	Erosion of natural deposits; runoff from orchards; runoff from glass and electronics production wastes	
10. Barium	N	2018*	0292	016 - .292	ppm	2	2	Discharge of drilling wastes; discharge from metal refineries; erosion of natural deposits	
13. Chromium	N	2018*	5.8	3.4 - 5.6	ppb	100	100	Discharge from steel and pulp mills; erosion of natural deposits	
14. Copper	N	2017/19*	.7	0	ppm	1.3	AL=1.3	Corrosion of household plumbing systems; erosion of natural deposits; leaching from wood preservatives	
15. Cyanide	N	2018*	19	No Range	ppb	200	200	Discharge from steel/metal factories; discharge from plastic and fertilizer factories	
16. Fluoride	N	2018*	.145	.1 - 145	ppm	4	4	Erosion of natural deposits; water additive which promotes strong teeth; discharge from fertilizer and aluminum factories	
17. Lead	N	2017/19*	1	2	ppb	0	AL=15	Corrosion of household plumbing systems; erosion of natural deposits	

Disinfection By-Products

81. HAA5	N	2019	26	20 - 26	ppb	0	60	By-Product of drinking water disinfection.	
82. TTHM (Total trihalomethanes)	N	2019	21.9	16.53 - 21.9	ppb	0	50	By-product of drinking water chlorination.	
Chlorine	N	2019	3.1	1.2 - 3.4	mg/l	0	MDRL = 4	Water additive used to control microbes	

Unregulated Contaminants

Sodium	N	2019	120000	66000 - 120000	PPB	NONE	NONE	Road Salt, Water Treatment Chemicals, Water Softeners and Sewage Effluents	
--------	---	------	--------	----------------	-----	------	------	--	--

* Most recent sample. No sample required for 2019

As you can see by the table, our system had no contaminate violations. We're proud that your drinking water meets or exceeds all Federal and State requirements. We have learned through our monitoring and testing that some contaminants have been detected however the EPA has determined that your water IS SAFE at these levels.

We are required to monitor your drinking water for specific contaminants on a monthly basis. Results of regular monitoring are an indicator of whether or not our drinking water meets health standards. We did complete the monitoring requirements for bacteriological sampling that showed no coliform present. In an effort to ensure systems complete all monitoring requirements, MSDH now notifies systems of any missing samples prior to the end of the compliance period.

If present, elevated levels of lead can cause serious health problems, especially for pregnant women and young children. Lead in drinking water is primarily from materials and components associated with service lines and home plumbing. Our water system is