

RECEIVED WATER

2019 JUL 30 AM 7:28

2018 CERTIFICATION

Consumer Confidence Report (CCR)

Lake City Water Association

Public Water System Name

820009

820015

List PWS ID #s for all Community Water Systems included in this CCR

The Federal Safe Drinking Water Act (SDWA) requires each Community Public Water System (PWS) to develop and distribute a Consumer Confidence Report (CCR) to its customers each year. Depending on the population served by the PWS, this CCR must be mailed or delivered to the customers, published in a newspaper of local circulation, or provided to the customers upon request. Make sure you follow the proper procedures when distributing the CCR. **You must email, fax (but not preferred) or mail, a copy of the CCR and Certification to the MSDH.** Please check all boxes that apply.

- Customers were informed of availability of CCR by: *(Attach copy of publication, water bill or other)*
 - Advertisement in local paper *(Attach copy of advertisement)*
 - On water bills *(Attach copy of bill)*
 - Email message *(Email the message to the address below)*
 - Other with directions to MSRWA web page

Date(s) customers were informed: 6-26-19 / 2019 / 2019 / 2019

CCR was distributed by U.S. Postal Service or other direct delivery. Must specify other direct delivery methods used _____

Date Mailed/Distributed: _____

- CCR was distributed by Email *(Email MSDH a copy)* Date Emailed: _____ / 2019
 - As a URL _____ *(Provide Direct URL)*
 - As an attachment
 - As text within the body of the email message

CCR was published in local newspaper. *(Attach copy of published CCR or proof of publication)*

Name of Newspaper: _____

Date Published: _____

CCR was posted in public places. *(Attach list of locations)* Date Posted: _____ / 2019

CCR was posted on a publicly accessible internet site at the following address:

www.msrwa.org/2018 CCR / Lake City. pdf *(Provide Direct URL)*

CERTIFICATION

I hereby certify that the CCR has been distributed to the customers of this public water system in the form and manner identified above and that I used distribution methods allowed by the SDWA. I further certify that the information included in this CCR is true and correct and is consistent with the water quality monitoring data provided to the PWS officials by the Mississippi State Department of Health, Bureau of Public Water Supply

Harry Simmons, JR.

7-29-19

Name/Title *(Board President, Mayor, Owner, Admin. Contact, etc.)*

Date

Submission options *(Select one method ONLY)*

Mail: (U.S. Postal Service)
MSDHL Bureau of Public Water Supply
P.O. Box 1700
Jackson, MS 39215

Email: water_reports@msdh.ms.gov

Fax: (601) 576-7800

****Not a preferred method due to poor clarity****

CCR Deadline to MSDH & Customers by July 1, 2019!

2018 Annual Drinking Water Quality Report
 Lake City Water Association - PWS#: 820009 & 820010
 June 2019

RECEIVED - WATER SUPPLY

2019 JUN 13 AM 9:36

We're pleased to present to you this year's Annual Quality Water Report. This report is designed to inform you about the quality water and services we deliver to you every day. Our constant goal is to provide you with a safe and dependable supply of drinking water. We want you to understand the efforts we make to continually improve the water treatment process and protect our water resources. We are committed to ensuring the quality of your water.

If you have any questions about this report or concerning your water utility, please contact Tim Barker at 601.746.2189. We want our valued customers to be informed about their water utility. If you want to learn more, please attend any of our regularly scheduled meeting. Annual meeting will be held in February, notification will be on the January bill.

Our water source is from wells drawing from the Sparta Aquifer. The source water assessment has been completed for our public water system to determine the overall susceptibility of its drinking water supply to identify potential sources of contamination. A report containing detailed information on how the susceptibility determinations were made has been furnished to our public water system and is available for viewing upon request. The wells for our system have received moderate susceptibility rankings to contamination.

We routinely monitor for contaminants in your drinking water according to Federal and State laws. This table below lists all of the drinking water contaminants that were detected during the period of January 1st to December 31st, 2018. In cases where monitoring wasn't required in 2018, the table reflects the most recent results. As water travels over the surface of land or underground, it dissolves naturally occurring minerals and, in some cases, radioactive materials and can pick up substances or contaminants from the presence of animals or from human activity; microbial contaminants, such as viruses and bacteria, that may come from sewage treatment plants, septic systems, agricultural livestock operations, and wildlife; inorganic contaminants, such as salts and metals, which can be naturally occurring or result from urban storm-water runoff, industrial, or domestic wastewater discharges, oil and gas production, mining, or farming; pesticides and herbicides, which may come from a variety of sources such as agriculture, urban storm-water runoff, and residential uses; organic chemical contaminants, including synthetic and volatile organic chemicals, which are by-products of industrial processes and petroleum production, and can also come from gas stations and septic systems; radioactive contaminants, which can be naturally occurring or be the result of oil and gas production and mining activities. In order to ensure that tap water is safe to drink, EPA prescribes regulations that limit the amount of certain contaminants in water provided by public water systems. All drinking water, including bottled drinking water, may be reasonably expected to contain at least small amounts of some contaminants. It's important to remember that the presence of these contaminants does not necessarily indicate that the water poses a health risk.

In this table you will find many terms and abbreviations you might not be familiar with. To help you better understand these terms we've provided the following definitions:

Action Level - the concentration of a contaminant which, if exceeded, triggers treatment or other requirements which a water system must follow.

Maximum Contaminant Level (MCL) - The "Maximum Allowed" (MCL) is the highest level of a contaminant that is allowed in drinking water. MCLs are set as close to the MCLGs as feasible using the best available treatment technology.

Maximum Contaminant Level Goal (MCLG) - The "Goal"(MCLG) is the level of a contaminant in drinking water below which there is no known or expected risk to health. MCLGs allow for a margin of safety.

Maximum Residual Disinfectant Level (MRDL) - The highest level of a disinfectant allowed in drinking water. There is convincing evidence that addition of a disinfectant is necessary to control microbial contaminants.

Maximum Residual Disinfectant Level Goal (MRDLG) - The level of a drinking water disinfectant below which there is no known or expected risk of health. MRDLGs do not reflect the benefits of the use of disinfectants to control microbial contaminants.

Parts per million (ppm) or Milligrams per liter (mg/l) - one part per million corresponds to one minute in two years or a single penny in \$10,000.

Parts per billion (ppb) or Micrograms per liter - one part per billion corresponds to one minute in 2,000 years, or a single penny in \$10,000,000.

PWS ID#: 820009		TEST RESULTS						
Contaminant	Violation Y/N	Date Collected	Level Detected	Range of Detects or # of Samples Exceeding MCL/ACL	Unit Measurement	MCLG	MCL	Likely Source of Contamination
Inorganic Contaminants								
10. Barium	N	2016*	.0053	.002 - .0053	ppm	2	2	Discharge of drilling wastes; discharge from metal refineries; erosion of natural deposits
14. Copper	N	2015/17*	.3	0	ppm	1.3	AL=1.3	Corrosion of household plumbing systems; erosion of natural deposits; leaching from wood preservatives
16. Fluoride	N	2016*	.281	No Range	ppm	4	4	Erosion of natural deposits; water additive which promotes strong teeth; discharge from fertilizer and aluminum factories
17. Lead	N	2015/17*	1	0	ppb	0	AL=15	Corrosion of household plumbing systems, erosion of natural deposits
Disinfection By-Products								
81. HAA5	N	2017*	20	No Range	ppb	0	60	By-Product of drinking water disinfection.
82. TTHM [Total trihalomethanes]	N	2017*	24.1	No Range	ppb	0	80	By-product of drinking water chlorination.
Chlorine	N	2018	2.4	0- 2.8	mg/l	0	MDRL = 4	Water additive used to control microbes

* Most recent sample. No sample required for 2018.

PWS ID#: 820015		TEST RESULTS						
Contaminant	Violation Y/N	Date Collected	Level Detected	Range of Detects or # of Samples Exceeding MCL/ACL	Unit Measurement	MCLG	MCL	Likely Source of Contamination
Inorganic Contaminants								
10. Barium	N	2016*	.0043	.0017 - .0043	ppm	2	2	Discharge of drilling wastes; discharge from metal refineries; erosion of natural deposits
13. Chromium	N	2016*	1.5	No Range	ppb	100	100	Discharge from steel and pulp mills; erosion of natural deposits
14. Copper	N	2015/17*	.1	0	ppm	1.3	AL=1.3	Corrosion of household plumbing systems; erosion of natural deposits; leaching from wood preservatives
16. Fluoride	N	2016*	.785	.226 - .785	ppm	4	4	Erosion of natural deposits; water additive which promotes strong teeth; discharge from fertilizer and aluminum factories
17. Lead	N	2015/17*	2	0	ppb	0	AL=15	Corrosion of household plumbing systems, erosion of natural deposits
Disinfection By-Products								
81. HAA5	N	2017*	71	No Range	ppb	0	60	By-Product of drinking water disinfection.
82. TTHM [Total trihalomethanes]	N	2017*	119	No Range	ppb	0	80	By-product of drinking water chlorination.
Chlorine	N	2018	2.3	.4 - 3	mg/l	0	MDRL = 4	Water additive used to control microbes

* Most recent sample. No sample required for 2018.

Disinfection By-Products:

(81) Haloacetic Acids (HAA5). Some people who drink water containing bromate in excess of the MCL over many years may have an increased risk of cancer

(82) Total Trihalomethanes (TTHMs). Some people who drink water containing trihalomethanes in excess of the MCL over many years may experience problems with their liver, kidneys, or central nervous systems, and may have an increased risk of getting cancer.

We are required to monitor your drinking water for specific contaminants on a monthly basis. Results of regular monitoring are an indicator of whether or not our drinking water meets health standards. In an effort to ensure systems complete all monitoring requirements, MSDH now notifies systems of any missing samples prior to the end of the compliance period.

If present, elevated levels of lead can cause serious health problems, especially for pregnant women and young children. Lead in drinking water is primarily from materials and components associated with service lines and home plumbing. Our water system is responsible for providing high quality drinking water, but cannot control the variety of materials used in plumbing components. When your water has been sitting for several hours, you can minimize the potential for lead exposure by flushing your tap for 30 seconds to 2 minutes before using water for drinking or cooking. If you are concerned about lead in your water, you may wish to have your water tested. Information on lead in drinking water, testing methods, and steps you can take to minimize exposure is available from the Safe Drinking Water Hotline or at <http://www.epa.gov/safewater/lead>. The Mississippi State Department of Health Public Health Laboratory offers lead testing. Please contact 601.576.7582 if you wish to have your water tested.

Significant Deficiencies # 820009

During a sanitary survey conducted on 8/22/2017, the Mississippi State Department of Health cited the following significant deficiency(s).

Inadequate Security Measures

Well Near Source of Fecal Contamination

Corrective actions: This system is out of compliance and subject to enforcement action.

Significant Deficiencies # 820015

During a sanitary survey conducted on 8/22/2017, the Mississippi State Department of Health cited the following significant deficiency(s).

Well Near Source of Fecal Contamination

Corrective actions: This system is out of compliance and subject to enforcement action

To comply with the "Regulation Governing Fluoridation of Community Water Supplies", our system # 820009 is required to report certain results pertaining to fluoridation of our water system. The number of months in the previous calendar year in which average fluoride sample results were within the optimal range of 0.6-1.2 ppm was 1. The percentage of fluoride samples collected in the previous calendar year that was within the optimal range of 0.6-1.2 ppm was 11%.

To comply with the "Regulation Governing Fluoridation of Community Water Supplies", our system # 820015 is required to report certain results pertaining to fluoridation of our water system. The number of months in the previous calendar year in which average fluoride sample results were within the optimal range of 0.6-1.2 ppm was 3. The percentage of fluoride samples collected in the previous calendar year that was within the optimal range of 0.6-1.2 ppm was 18%.

All sources of drinking water are subject to potential contamination by substances that are naturally occurring or man made. These substances can be microbes, inorganic or organic chemicals and radioactive substances. All drinking water, including bottled water, may reasonably be expected to contain at least small amounts of some contaminants. The presence of contaminants does not necessarily indicate that the water poses a health risk. More information about contaminants and potential health effects can be obtained by calling the Environmental Protection Agency's Safe Drinking Water Hotline at 1.800.426.4791.

Some people may be more vulnerable to contaminants in drinking water than the general population. Immuno-compromised persons such as persons with cancer undergoing chemotherapy, persons who have undergone organ transplants, people with HIV/AIDS or other immune system disorders, some elderly, and infants can be particularly at risk from infections. These people should seek advice about drinking water from their health care providers. EPA/CDC guidelines on appropriate means to lessen the risk of infection by cryptosporidium and other microbiological contaminants are available from the Safe Drinking Water Hotline 1.800.426.4791.

The Lake City Water Association works around the clock to provide top quality water to every tap. We ask that all our customers help us protect our water sources, which are the heart of our community, our way of life and our children's future.

Freedom Business Checking

XXXXXX5037

Amount: -\$230.00

Description: USPS PO 27669505 RAYMOND MS

Posted Date: 6/26/19

Annual CCR reports

To view your annual water quality analysis report please visit

www.msrrwa.org/2018ccr/Lakecity.pdf

LAKE CITY WATER ASSN, INC.
315 SHOEMAKE ROAD
YAZOO CITY, MS 39194
OFFICE: 662-746-2189 • FAX: 662-746-9312



PAY NET AMOUNT ON OR BEFORE DUE DATE	DUE DATE	AMOUNT AFTER DUE DATE
NET AMOUNT	07/15/2019	DUE DATE
18.75	SAVE THIS	GROSS AMOUNT
	1.88	20.63

SEE BACK OF CARD FOR IMPORTANT INFO ON WATER QUALITY

RETURN SERVICE REQUESTED

010016000
DALTON PERKINS

81 CODY COVE ROAD
YAZOO CITY MS 39194

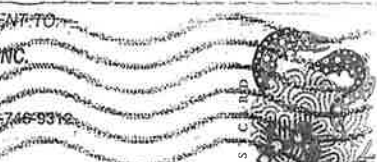


Annual CCR reports

To view your annual water quality analysis report please visit

www.msrrwa.org/2018ccr/Lakecity.pdf

RETURN THIS STUB WITH PAYMENT TO:
LAKE CITY WATER ASSN, INC.
315 SHOEMAKE ROAD
YAZOO CITY, MS 39194
OFFICE: 662-746-2189 • FAX: 662-746-9312

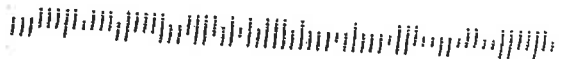


PAY NET AMOUNT ON OR BEFORE DUE DATE	DUE DATE	AMOUNT AFTER DUE DATE
NET AMOUNT	07/15/2019	DUE DATE
17.92	SAVE THIS	GROSS AMOUNT
	1.92	19.84

SEE BACK OF CARD FOR IMPORTANT INFO ON WATER QUALITY

RETURN SERVICE REQUESTED

010022000
BROWN, JAMES
CHURCH OF CHRIST
388 JRV BROWN ROAD
YAZOO CITY MS 39194




Annual CCR reports

To view your annual water quality analysis report please visit

www.msrrwa.org/2018ccr/Lakecity.pdf

RETURN THIS STUB WITH PAYMENT TO:
LAKE CITY WATER ASSN, INC.
315 SHOEMAKE ROAD
YAZOO CITY, MS 39194
OFFICE: 662-746-2189 • FAX: 662-746-9312



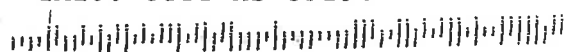
PAY NET AMOUNT ON OR BEFORE DUE DATE	DUE DATE	AMOUNT AFTER DUE DATE
NET AMOUNT	07/15/2019	DUE DATE
16.75	SAVE THIS	GROSS AMOUNT
	1.68	18.43

SEE BACK OF CARD FOR IMPORTANT INFO ON WATER QUALITY

RETURN SERVICE REQUESTED

010037000
JAMES BROWN

388 JRV BROWN ROAD
YAZOO CITY MS 39194



Thank you for paying your bill promptly. We want to remind you to call us if you notice a leak on your water system. Should you experience low pressure or no water, please boil all your drinking water and call us about the problem. We will catch samples and try to clear up the system. It will be 5 to 6 days to get the results of the water samples. Please call us to get this report.

Annual CCR reports

To view your annual water quality analysis report please visit

www.msgrwa.org/2018ccr/Lakecity.pdf

LAKE CITY WATER ASSN.
315 SHOEMAKE RD
YAZOO CITY, MS 39194

OFFICE PHONE # 662-746-2189
FAX PHONE # 662-746-9312

Your Name

To view your annual water quality analysis report please visit

www.msgrwa.org/2018ccr/Lakecity.pdf

LAKE CITY WATER ASSN.
315 SHOEMAKE RD
YAZOO CITY, MS 39194

OFFICE PHONE # 662-746-9312