

2019 MAY 22 AM 9:40

2018 CERTIFICATION

Consumer Confidence Report (CCR)

City of Ocean Springs
Public Water System Name

PWSID# MS 0300005

List PWS ID #s for all Community Water Systems included in this CCR

The Federal Safe Drinking Water Act (SDWA) requires each Community Public Water System (PWS) to develop and distribute a Consumer Confidence Report (CCR) to its customers each year. Depending on the population served by the PWS, this CCR must be mailed or delivered to the customers, published in a newspaper of local circulation, or provided to the customers upon request. Make sure you follow the proper procedures when distributing the CCR. You must email, fax (but not preferred) or mail, a copy of the CCR and Certification to the MSDH. Please check all boxes that apply.

- Customers were informed of availability of CCR by: *(Attach copy of publication, water bill or other)*
 - Advertisement in local paper *(Attach copy of advertisement)*
 - On water bills *(Attach copy of bill)*
 - Email message *(Email the message to the address below)*
 - Other _____

Date(s) customers were informed: / / 2019 / / 2019 / / 2019

- CCR was distributed by U.S. Postal Service or other direct delivery. Must specify other direct delivery methods used _____

Date Mailed/Distributed: / /

- CCR was distributed by Email *(Email MSDH a copy)* Date Emailed: / / 2019
 - As a URL _____ *(Provide Direct URL)*
 - As an attachment
 - As text within the body of the email message

- CCR was published in local newspaper. *(Attach copy of published CCR or proof of publication)*

Name of Newspaper: Ocean Springs Record

Date Published: 5/9/2019

- CCR was posted in public places. *(Attach list of locations)* Date Posted: 5/21/2019

- CCR was posted on a publicly accessible internet site at the following address:
ci.ocean-springs.ms.us/page/public-works *(Provide Direct URL)*

CERTIFICATION

I hereby certify that the CCR has been distributed to the customers of this public water system in the form and manner identified above and that I used distribution methods allowed by the SDWA. I further certify that the information included in this CCR is true and correct and is consistent with the water quality monitoring data provided to the PWS officials by the Mississippi State Department of Health, Bureau of Public Water Supply

Stan Deason
Name/Title (Board President, Mayor, Owner, Admin. Contact, etc.)

5/22/19
Date

Submission options (Select one method ONLY)

Mail: (U.S. Postal Service)
MSDH, Bureau of Public Water Supply
P.O. Box 1700
Jackson, MS 39215

Email: water.reports@msdh.ms.gov

Fax: (601) 576 - 7800

****Not a preferred method due to poor clarity****

CCR Deadline to MSDH & Customers by July 1, 2019!

City of Ocean Springs 2018 Drinking Water Report

Is my water safe?

We are pleased to present this year's Annual Water Quality Report (Consumer Confidence Report) as required by the Safe Drinking Water Act (SDWA). This report is designed to provide details about where your water comes from, what it contains, and how it compares to standards set by regulatory agencies. This report is a snapshot of last year's water quality. We are committed to providing you with information because informed customers are our best allies.

Do I need to take special precautions?

Some people may be more vulnerable to contaminants in drinking water than the general population. Immuno-compromised persons such as persons with cancer undergoing chemotherapy, persons who have undergone organ transplants, people with HIV/AIDS or other immune system disorders, some elderly, and infants can be particularly at risk from infections. These people should seek advice about drinking water from their health care providers. EPA/Centers for Disease Control (CDC) guidelines on appropriate means to lessen the risk of infection by *Cryptosporidium* and other microbial contaminants are available from the Safe Water Drinking Hotline (800-426-4791).

Where does my water come from?

The drinking water supplied by the City of Ocean Springs is pumped from ground water aquifers using six separate wells across town. Five of the wells draw from the Graham Ferry Formation and the other from the Pascagoula Formation. The City also purchase water from the Jackson County Utility Authority (JCUA). The Mississippi Department of Environmental Quality has completed a ground water study and its availability to Jackson County. The Department has also completed a source water assessment for the City of Ocean Springs and its susceptibility to contamination. Copies of these reports are available for viewing at the Ocean Springs Public Library.

Source water assessment and its availability

The City of Ocean Springs is dedicated to protecting your water supply. To ensure our water supply is not contaminated from commercial or residential customers, we install backflow prevention devices on all services. On rare occasions, some periodic release from faucets or the hot water tank relief valve may occur. If this problem persists, you may need to contact a plumber to install additional protection on your system.

Why are there contaminants in my drinking water?

Drinking water, including bottled water, may reasonably be expected to contain at least small amounts of some contaminants. The presence of contaminants does not necessarily indicate that water poses a health risk. More information about contaminants and potential health effects can be obtained by calling the Environmental Protection Agency's (EPA) Safe Drinking Water Hotline (800-426-4791). The sources of drinking water (both tap water and bottled water) include rivers, lakes, streams, ponds, reservoirs, springs, and wells. As water travels over the surface of the land or through the ground, it dissolves naturally occurring minerals and, in some cases, radioactive material, and can pick up substances resulting from the presence of animals or from human activity: microbial contaminants, such as viruses and bacteria, that may come from sewage treatment plants, septic systems, agricultural livestock operations, and wildlife; inorganic contaminants, such as salts and metals, which can be naturally occurring or result from urban storm water runoff, industrial, or domestic wastewater discharges, oil and gas production, mining, or farming; pesticides and herbicides, which may come from a variety of sources such as agriculture, urban storm water runoff, and residential uses; organic Chemical Contaminants, including synthetic and volatile organic chemicals, which are by-products of industrial processes and petroleum production, and can also come from gas stations, urban storm water runoff, and septic systems; and radioactive contaminants, which can be naturally occurring or be the result of oil and gas production and mining activities. In order to ensure that tap water is safe to drink, EPA prescribes regulations that limit the amount of certain contaminants in water provided by public water systems. Food and Drug Administration (FDA) regulations establish limits for contaminants in bottled water which must provide the same protection for public health.

How can I get involved?

The Ocean Springs Board of Aldermen meets on the first and third Tuesday of each month at 6:00 p.m. at City Hall, 1018 Porter Avenue. Any questions or comments regarding the water system can be addressed at their meeting. We encourage your participation.

Additional Information for Lead

If present, elevated levels of lead can cause serious health problems, especially for pregnant women and young children. Lead in drinking water is primarily from materials and components associated with service lines and home plumbing. Pass Christian is responsible for providing high quality drinking water, but cannot control the variety of materials used in plumbing components. When your water has been sitting for several hours, you can minimize the potential for lead exposure by flushing your tap for 30 seconds to 2 minutes before using water for drinking or cooking. If you are concerned about lead in your water, you may wish to have your water tested. Information on lead in drinking water, testing methods, and steps you can take to minimize exposure is available from the Safe Drinking Water Hotline or at <http://www.epa.gov/safewater/lead>.

Water Quality Data Table

In order to ensure that tap water is safe to drink, EPA prescribes regulation which limit the amount of contaminants in water provide by public water systems. The table below lists all of the drinking water contaminants that we detected during the calendar year of this report. Although many more contaminants were tested, only those substances listed below were found in your water. All sources of drinking water contain some naturally occurring contaminants. At low levels, these substances are generally not harmful in our drinking water. Removing all contaminants would be extremely expensive, and in most cases would not provide increased protection of public health. A few naturally occurring minerals may actually improve the taste of drinking water and have nutritional value at low levels. Unless otherwise noted, that data presented in this table is from testing done in the calendar year of the report. The EPA or State requires us to monitor for certain contaminants less than once per year because the concentrations of these contaminants do not vary significantly from year to year, or the system is not considered vulnerable to this type of contamination. As such, some of our data, though representative, may be more than one year old. In this table you will find terms and abbreviations that might not be familiar to you. To help you better understand these terms, we have provided the definitions below the table.

<u>Contaminants</u>	<u>MCLG</u> or <u>MRDLG</u>	<u>MCL</u> TT, <u>MRDL</u>	<u>Your</u> <u>Water</u>	<u>Range</u> <u>Low</u> <u>High</u>		<u>Sampl</u> <u>Date</u>	<u>Violation</u>	<u>Typical Source</u>
Disinfectants & Disinfection By-Products								
(There is convincing evidence that addition of a disinfectant is necessary for control of microbial contaminants.)								
Haloacetic Acids (HAA5 (ppb))	NA	60	25.0	NA		2018	No	By-product of drinking water chlorination
Chlorine (as Cl ₂) (mg/l)	4	4	1.00	0.00	2.5	2018	No	Water additive used to control microbes
TTHMs [Total Trihalomethanes]	NA	80	60.4	NA		2018	No	By-product of drinking water disinfection
Inorganic Contaminants								
Antimony (ppb)	6	6	0.5	0.5	0.5	2017	No	Discharge from petroleum refineries; fire retardants; ceramics; electronics; solder; test addition.
Arsenic (ppb)	0	10	<0.56	0.5	0.8	2017	No	Erosion of natural deposits; Runoff from orchards; Runoff from glass and electronics production wastes
Barium (ppm)	2	2	0.008	.004	.022	2017	No	Discharge of drilling wastes; Discharge from metal refineries; Erosion of natural deposits
Beryllium (ppb)	4	4	0.5	0.5	0.5	2017	No	Discharge from metal refineries and coal-burning factories; Discharge from electrical, aerospace, and defense industries
Cadmium (ppb)	5	5	0.5	0.5	0.5	2017	No	Corrosion of galvanized pipes; Erosion of natural deposits; Discharge from metal refineries; runoff from waste batteries and paints
Chromium (ppb)	100	100	1.34	0.5	1.6	2017	No	Discharge from steel and pulp mills; Erosion of natural deposits

Cyanide [as Free Cn] (ppb)	200	200	0.5	0.5	0.5	2017	No	Discharge from plastic and fertilizer factories; Discharge from steel/metal factories
Fluoride (ppm)	4	4	0.449	0.389	0.520	2017	No	Erosion of natural deposits; Water additive which promotes strong teeth; Discharge from fertilizer and aluminum factories
Mercury [Inorganic] (ppb)	2	2	0.5	0.5	0.5	2017	No	Erosion of natural deposits; Discharge from refineries and factories; Runoff from landfills; Runoff from cropland
Nitrate [measured as Nitrogen] (ppm)	10	10	0.08	0.08	0.08	2018	No	Runoff from fertilizer use; Leaching from septic tanks, sewage; Erosion of natural deposits
Nitrate + Nitrite [measured as Nitrogen] (ppm)	10	10	0.1	NA		2018	No	Runoff from fertilizer use; Leaching from septic tanks, sewage; Erosion of natural deposits
Nitrite [measured as Nitrogen] (ppm)	1	1	0.02	0.02	0.02	2018	No	Runoff from fertilizer use; Leaching from septic tanks, sewage; Erosion of natural deposits
Selenium (ppb)	50	50	2.5	2.5	2.5	2017	No	Discharge from petroleum and metal refineries; Erosion of natural deposits;
Thallium (ppb)	200	200	0.5	0.5	0.5	2017	No	Discharge from electronics, glass, and Leaching from ore-processing sites; drug factories
Volatile Organic Contaminants								
1,1,1-Trichloroethane (ppb)	200	200	<0.5	NA		2018	No	Discharge from metal degreasing sites and other
1,1,2-Trichloroethane (ppb)	3	5	<0.5	NA		2018	No	Discharge from industrial chemical factories
1,1-Dichloroethylene (ppb)	7	7	<0.5	NA		2018	No	Discharge from industrial chemical factories
1,2,4-Trichlorobenzene	70	70	<0.5	NA		2018	No	Discharge from textile-finishing factories
1,2-Dichloroethane (ppb)	0	5	<0.5	NA		2018	No	Discharge from industrial chemical factories
1,2-Dichloropropane (ppb)	0	5	<0.5	NA		2018	No	Discharge from industrial chemical factories
Benzene (ppb)	0	5	<0.5	NA		2018	No	Discharge from factories; Leaching from gas storage tanks and landfills
Carbon Tetrachloride (ppb)	0	5	<0.5	NA		2018	No	Discharge from chemical plants and other industrial activities
cis-1,2-Dichloroethylene (ppb)	70	70	<0.5	NA		2018	No	Discharge from industrial chemical factories
Dichloromethane (ppb)	0	5	1.62	NA		2018	No	Discharge from pharmaceutical and chemical
Ethylbenzene (ppb)	700	700	<0.5	NA		2018	No	Discharge from petroleum refineries
o-Dichlorobenzene (ppb)	600	600	<0.5	NA		2018	No	Discharge from industrial chemical factories

p-Dichlorobenzene (ppb)	75	75	<0.5	NA		2018	No	Discharge from industrial chemical factories
Chlorobenzene (ppb)	100	100	<0.5	NA		2018	No	Discharge from industrial chemical factories
Styrene (ppb)	100	100	1.42	NA		2018	No	Discharge from rubber and plastic factories; Leaching from landfills
Tetrachloroethylene (ppb)	0	5	<0.5	NA		2018	No	Discharge from factories and dry cleaners
Toluene (ppb)	1000	1000	<0.5	NA		2018	No	Discharge from petroleum factories
trans-1,2-Dichloroethylene	100	100	<0.5	NA		2018	No	Discharge from industrial chemical factories
Trichloroethylene (ppb)	0	5	<0.5	NA		2018	No	Discharge from metal degreasing sites and other factories
Vinyl Chloride (ppb)	0	2	0.5	NA		2017	No	Leaching from PVC piping; Discharge from plastics factories
Xylenes (ppm)	10000	10000	0.54	.5	4.88	2017	No	Discharge from petroleum factories; Discharge from chemical factories

<u>Contaminants</u>	<u>MCLG</u>	<u>AL</u>	<u>Your Water</u>	<u>Sample Date</u>	<u># Samples Exceeding AL</u>	<u>Exceeds AL</u>	<u>Typical Source</u>
---------------------	-------------	-----------	-------------------	--------------------	-------------------------------	-------------------	-----------------------

Inorganic Contaminants

Copper - action level at consumer taps (ppm)	1.3	1.3	0.1	2016	0	No	Corrosion of household plumbing systems; Erosion of natural deposits
Lead - action level at consumer taps (ppb)	15	15	2	2016	0	No	Corrosion of household plumbing systems; Erosion of natural deposits

<u>Contaminants</u>	<u>MCL</u>	<u>AL</u>	<u>Your Water</u>	<u>Sample Date</u>	<u># Samples Exceeding AL</u>	<u>Exceeds AL</u>	<u>Typical Source</u>
---------------------	------------	-----------	-------------------	--------------------	-------------------------------	-------------------	-----------------------

Combined Uranium (ppb)	30		0.5	8/2018	0	No	
Radium - 226 (PCI/L)	NA		<0.19	3/2018	0	No	
Radium - 228 (PCI/L)	NA		<0.46	3/2018	0	No	
Combined Radium (-226 & -228) (PCI/L)	NA		<0.46	3/2018	0	No	
Gross Alpha Particle Activity (PCI/L)	15		2.3	3/2018	0	No	

Unit Descriptions

<u>Term</u>	<u>Definition</u>
ppm	ppm: parts per million, or milligrams per liter (mg/L)
ppb	ppb: parts per billion, or micrograms per liter (µg/L)
PIC/L	Picocuries per liter
NA	NA: not applicable
ND	ND: Not detected
NR	NR: Monitoring not required but recommended.

Important Drinking Water Definitions

<u>Term</u>	<u>Definition</u>
MCLG	MCLG: Maximum Contaminant Level Goal: The level of a contaminant in drinking water below which there is no known or expected risk to health. MCLGs allow for a
MCL	MCL: Maximum Contaminant Level: The highest level of a contaminant that is allowed in drinking water. MCLs are set as close to the MCLGs as feasible using the best available treatment technology.
TT	TT: Treatment Technique: A required process intended to reduce the level of a contaminant in drinking water.
AL	AL: Action Level: The concentration of a contaminant which, if exceeded, triggers treatment or other requirements which a water system must follow.
Variances and Exemptions	Variances and Exemptions: State or EPA permission not to meet an MCL or a treatment technique under certain conditions.
MRDLG	MRDLG: Maximum residual disinfection level goal. The level of a drinking water disinfectant below which there is no known or expected risk to health. MRDLGs do not reflect the benefits of the use of disinfectants to control microbial contaminants.
MRDL	MRDL: Maximum residual disinfectant level. The highest level of a disinfectant allowed in drinking water. There is convincing evidence that addition of a disinfectant is necessary for control of microbial contaminants.
MNR	MNR: Monitored Not Regulated
MPL	MPL: State Assigned Maximum Permissible Level

For more information please contact:

Contact Name: John Russell

Address:

P.O. Box 1800

Ocean Springs, MS 39566

Phone: 228-875-3955

Fax: 228-875-4861

Email: jrussell@oceansprings-ms.gov

RECORD

PROOF OF PUBLICATION

P.O. BOX 1650
OCEAN SPRINGS, MS 39566

SPRINGS & JACKSON COUNTY'S COMMUNITY NEWS

MISSISSIPPI
JACKSON

Brothers charged murder of Biloxi

Davian Atkinson, 19, charged with Capital Murder of
Davian Atkinson, 21, charged with Accessory

Harrison Co. Detention Center. Davian Atkinson, 21, also was
was booked late Monday on Accessory After The Fact (Capital
Enforcement Officer). He also gained at the HCDC.
brothers appeared in court morning at the Harrison Co.
Courthouse before Judge Brant Bond was denied for Darian
is being held at the Harrison Co. custody.
Davian Atkinson is being \$500,000 bond, also at the Ha
and also in isolated custody. The alleged gunman, the y


I, the undersigned Notary Public of Harrison County,
personally appeared **VICKI L. FOX** who, being by me
n, did depose and say that she is a clerk of
SPRINGS GAZETTE AND RECORD, a newspaper
Jackson County, Mississippi, and that publication o
copy of which is hereto attached, has published in
the following dates:

41 dated the 09 day of May 2019

states on oath that said newspaper has been
and published continuously in said county for a
than twelve months next prior to the first
said notice.


Vicki L Fox
Clerk

and subscribed before me this the 9th day
of May, 2019.



NOTARY PUBLIC

INSTITUTE OF THE YEAR!



Printer's Fee: \$ 378.00

Furnishing proof of Publication: \$ _____

Total Cost: \$ **378.00**

RECORD

SPRINGS & JACKSON COUNTY'S COMMUNITY NEWS

PROOF OF PUBLICATION

P.O. BOX 1650
OCEAN SPRINGS, MS 39566

MISSISSIPPI
JACKSON

Brothers charged with murder of Biloxi

Davian Atkinson, 19, charged with Capital Murder of
Davian Atkinson, 21, charged with Accessory

Harrison Co. Detention Center.
Davian Atkinson, 21, also was
was booked late Monday on
Accessory After The Fact (Capital
Enforcement Officer). He also
ained at the HCDC.
brothers appeared in court
orning at the Harrison Co.

Courthouse before Judge Brant
Bond was denied for Darian
is being held at the Harrison Co
custody.
Davian Atkinson is being
\$500,000 bond, also at the HCDC
and also in isolated custody.
The alleged gunman, the y

I, the undersigned Notary Public of Harrison County,
personally appeared **VICKI L. FOX** who, being by me
n, did depose and say that she is a clerk of
SPRINGS GAZETTE AND RECORD, a newspaper
Jackson County, Mississippi, and that publication o
copy of which is hereto attached, has published in
the following dates:

41 dated the **09** day of **May** 2019

states on oath that said newspaper has been
published continuously in said county for a
than twelve months next prior to the first
said notice.


Vicki L Fox
Clerk

and subscribed before me this the **9th** day
of **May**, 2019.



NOTARY PUBLIC

INSTITUTE OF THE YEAR!



Printer's Fee: \$ **378.00**

Furnishing proof of Publication: \$

Total Cost: \$ **378.00**

CCR POSTED 5/21/2019

Ocean Springs City Hall

Ocean Springs Library