

2019 JUL -1 AM 10: 20

# 2018 CERTIFICATION

## Consumer Confidence Report (CCR)

### SUGAR CREEK WATER ASSOCIATION

Public Water System Name  
**MS0040009**

List PWS ID #s for all Community Water Systems included in this CCR

The Federal Safe Drinking Water Act (SDWA) requires each Community Public Water System (PWS) to develop and distribute a Consumer Confidence Report (CCR) to its customers each year. Depending on the population served by the PWS, this CCR must be mailed or delivered to the customers, published in a newspaper of local circulation, or provided to the customers upon request. Make sure you follow the proper procedures when distributing the CCR. **You must email, fax (but not preferred) or mail, a copy of the CCR and Certification to the MSDH.** Please check all boxes that apply.

- Customers were informed of availability of CCR by: *(Attach copy of publication, water bill or other)*
  - Advertisement in local paper *(Attach copy of advertisement)*
  - On water bills *(Attach copy of bill)*
  - Email message *(Email the message to the address below)*
  - Other \_\_\_\_\_

Date(s) customers were informed: 6/13/2019 / / 2019 / / 2019

- CCR was distributed by U.S. Postal Service or other direct delivery. Must specify other direct delivery methods used \_\_\_\_\_

Date Mailed/Distributed: \_\_\_ / \_\_\_ / \_\_\_

- CCR was distributed by Email *(Email MSDH a copy)* Date Emailed: \_\_\_ / \_\_\_ / 2019
  - As a URL \_\_\_\_\_ *(Provide Direct URL)*
  - As an attachment
  - As text within the body of the email message

- CCR was published in local newspaper. *(Attach copy of published CCR or proof of publication)*

Name of Newspaper: The Star Herald

Date Published: 6/13/19

- CCR was posted in public places. *(Attach list of locations)* Date Posted: \_\_\_ / \_\_\_ / 2019
- CCR was posted on a publicly accessible internet site at the following address: \_\_\_\_\_ *(Provide Direct URL)*

#### CERTIFICATION

I hereby certify that the CCR has been distributed to the customers of this public water system in the form and manner identified above and that I used distribution methods allowed by the SDWA. I further certify that the information included in this CCR is true and correct and is consistent with the water quality monitoring data provided to the PWS officials by the Mississippi State Department of Health, Bureau of Public Water Supply

Kay Musselwhite President  
Name/Title (Board President, Mayor, Owner, Admin. Contact, etc.)

6-24-19  
Date

#### Submission options (Select one method ONLY)

**Mail:** (U.S. Postal Service)  
MSDH, Bureau of Public Water Supply  
P.O. Box 1700  
Jackson, MS 39215

**Email:** [water.reports@msdh.ms.gov](mailto:water.reports@msdh.ms.gov)

**Fax:** (601) 576 - 7800

**\*\*Not a preferred method due to poor clarity\*\***

## CCR Deadline to MSDH & Customers by July 1, 2019!

*Annual Drinking Water Quality Report  
Sugar Creek Water Association  
PWS ID # 0040009  
May, 2019*

We're pleased to present to you this year's Annual Water Quality Report. This report is designed to inform you about the quality water and services we deliver to you every day. Our constant goal is to provide you with a safe and dependable supply of drinking water. We want you to understand the efforts we make to continually improve the water treatment process and protect our water resources. We are committed to ensuring the quality of your water. Our water source is purchased from the City of Kosciusko.

A source water assessment has been completed for the water supply to determine the overall susceptibility of its drinking water to identify potential sources of contamination.. The water supply for the City of Kosciusko received a lower susceptibility ranking to contamination.

We're pleased to report that our drinking water meets all federal and state requirements.

If you have any questions about this report or concerning your water utility, please contact Galen Shumaker 662-674-5353. We want our valued customers to be informed about their water utility. If you want to learn more, please attend any of our regularly scheduled meetings. They are held on the second Monday of each month at 6:30 pm. Please contact Galen Shumaker for location of meeting.

Sugar Creek Water Association routinely monitors for constituents in your drinking water according to Federal and State laws. This table shows the results of our monitoring for the period of January 1st to December 31<sup>st</sup>, 2018. As water travels over the land or underground, it can pick up substances or contaminants such as microbes, inorganic and organic chemicals, and radioactive substances. All drinking water, including bottled drinking water, may be reasonably expected to contain at least small amounts of some constituents. It's important to remember that the presence of these constituents does not necessarily pose a health risk.

In this table you will find many terms and abbreviations you might not be familiar with. To help you better understand these terms we've provided the following definitions:

**Action Level** - the concentration of a contaminant which, if exceeded, triggers treatment or other requirements which a water system must follow.

**Treatment Technique (TT)** - A treatment technique is a required process intended to reduce the level of a contaminant in drinking water.

**Maximum Contaminant Level** - The "Maximum Allowed" (MCL) is the highest level of a contaminant that is allowed in drinking water. MCLs are set as close to the MCLGs as feasible using the best available treatment technology.

**Maximum Contaminant Level Goal** - The "Goal"(MCLG) is the level of a contaminant in drinking water below which there is no known or expected risk to health. MCLGs allow for a margin of safety.

## TEST RESULTS

Contaminant	Violation Y/N	Date Collected	Level Detected	Range of Detects or # of Samples Exceeding MCL/ACL	Unit Measurement	MCLG	MCL	Likely Source of Contamination
<b>Inorganic Contaminants</b>								
10. Barium	N	2018	0.0289	No Range	Ppm	2	2	Discharge of drilling wastes; discharge from metal refineries; erosion of natural deposits
14. Copper	N	1/1/15 to 12/31/17*	0.1	None	ppm	1.3	AL=1.3	
16. Fluoride	N	2018	0.943	No Range	ppm	4	4	Corrosion of household plumbing systems; erosion of natural deposits; leaching from wood preservatives
17. Lead	N	1/1/15 to 12/31/17*	1	None	ppb	0	AL=15	Erosion of natural deposits; water additive which promotes strong teeth; discharge from fertilizer and aluminum factories
<b>Disinfectants &amp; Disinfectant By-Products</b>								
Chlorine (as Cl <sub>2</sub> )	N	1/1/18 to 12/31/18	1.10	0.60 to 1.50	ppm	4	4	Water additive used to control microbes
HAA5	N	2018	3.0	No Range	ppb	0	60	By-product of drinking water chlorination

\* Most recent sample results available

To comply with the "Regulation Governing Fluoridation of Community Water Supplies", the City of Kosciusko, PWS ID#0040004, is required to report certain results pertaining to fluoridation of our water system. The number of months in the previous calendar year in which the average fluoride sample results were within the optimal range of 0.6 - 1.2 ppm was 12. The percentage of fluoride samples collected in the previous calendar year that was within the optimal range of 0.6 - 1.2 ppm was 100%.

### Additional Information for Lead

If present, elevated levels of lead can cause serious health problems, especially for pregnant women and young children. Lead in drinking water is primarily from materials and components associated with service lines and home plumbing. Sugar Creek Water Association is responsible for providing high quality drinking water, but cannot control the variety of materials used in plumbing components. When your water has been sitting for several hours, you can minimize the potential for lead exposure by flushing your tap for 30 seconds to 2 minutes before using water for drinking or cooking. If you are concerned about lead in your water, you may wish to have your water tested. Information on lead in drinking water, testing methods, and steps you can take to minimize exposure is available from the Safe Drinking Water Hotline or at <http://www.epa.gov/safewater/lead>. The Mississippi State Department of Health Public Health Laboratory offers lead testing for \$10 per sample. Please contact 601.576.7582 if you wish to have your water tested..

All sources of drinking water are subject to potential contamination by substances that are naturally occurring or man made. These substances can be microbes, inorganic or organic chemicals and radioactive substances. All drinking water, including bottled water, may reasonably be expected to contain at least small amounts of some contaminants. The presence of contaminants does not necessarily indicate that the water poses a health risk. More information about contaminants and potential health effects can be obtained by calling the Environmental Protection Agency's Safe Drinking Water Hotline at 1-800-426-4791.

Some people may be more vulnerable to contaminants in drinking water than the general population. Immuno-compromised persons such as persons with cancer undergoing chemotherapy, persons who have undergone organ transplants, people with HIV/AIDS or other immune system disorders, some elderly, and infants can be particularly at risk from infections. These people should seek advice about drinking water from their health care providers. EPA/CDC guidelines on appropriate means to lessen the risk of infection by cryptosporidium and other microbiological contaminants are available from the Safe Drinking Water Hotline (800-426-4791).

Please call our office if you have questions.


Date: June 13, 2019

To: Sugar Creek Water Association  
12692 Attala Road 5053  
Ethel, Mississippi 39067

For publication of described notice, copy of which is attached.

Ad Size 3 columns x 12" Times 1 and making 2 proofs, \$357.00

Payment received from \_\_\_\_\_


  
\_\_\_\_\_  
(Clerk)  
The Star-Herald  
207 North Madison St.  
Kosciusko, MS 39090


PROOF OF PUBLICATION

STATE OF MISSISSIPPI  
COUNTY OF ATTALA

Personally came before me, the undersigned, a NOTARY PUBLIC in and for Attala County, Mississippi, the CLERK of The Star-Herald, a newspaper published in the City of Kosciusko, Attala County, in said state, who, being duly sworn deposes and says that The Star-Herald is a newspaper as defined and described in Senate Bill No. 203 enacted at the regular session of the Mississippi Legislature of 1948, amended Section 1858, of the Mississippi Code of 1942, and that the publication of a notice, of which the annexed is a copy, in the matter of **Water CCR**, has been published in said newspaper 1 times, to-wit:


On the 13th day of June, 2019



  
\_\_\_\_\_  
(Clerk)

SWORN TO AND SUBSCRIBED before me, this 13th

day of June, 2019

  
\_\_\_\_\_  
(Notary Public)



**Annual Drinking Water Quality Report**  
**Sugar Creek Water Association**  
 PWS ID # 0040009  
 May, 2019

We're pleased to present to you this year's Annual Water Quality Report. This report is designed to inform you about the quality water and services we deliver to you every day. Our constant goal is to provide you with a safe and dependable supply of drinking water. We want you to understand the efforts we make to continually improve the water treatment process and protect our water resources. We are committed to ensuring the quality of your water. Our water source is purchased from the City of Kosciusko.

A source water assessment has been completed for the water supply to determine the overall susceptibility of its drinking water to identify potential sources of contamination. The water supply for the City of Kosciusko received a lower susceptibility ranking to contamination.

We're pleased to report that our drinking water meets all federal and state requirements.

If you have any questions about this report or concerning your water utility, please contact Galen Shumaker 662-674-5353. We want our valued customers to be informed about their water utility. If you want to learn more, please attend any of our regularly scheduled meetings. They are held on the second Monday of each month at 6:30 pm. Please contact Galen Shumaker for location of meeting.

Sugar Creek Water Association routinely monitors for constituents in your drinking water according to Federal and State laws. This table shows the results of our monitoring for the period of January 1st to December 31<sup>st</sup>, 2018. As water travels over the land or underground, it can pick up substances or contaminants such as microbes, inorganic and organic chemicals, and radioactive substances. All drinking water, including bottled drinking water, may be reasonably expected to contain at least small amounts of some constituents. It's important to remember that the presence of these constituents does not necessarily pose a health risk.

In this table you will find many terms and abbreviations you might not be familiar with. To help you better understand these terms we've provided the following definitions:

**Action Level** - the concentration of a contaminant which, if exceeded, triggers treatment or other requirements which a water system must follow.

**Treatment Technique (TT)** - A treatment technique is a required process intended to reduce the level of a contaminant in drinking water.

**Maximum Contaminant Level** - The "Maximum Allowed" (MCL) is the highest level of a contaminant that is allowed in drinking water. MCLs are set as close to the MCLGs as feasible using the best available treatment technology.

**Maximum Contaminant Level Goal** - The "Goal" (MCLG) is the level of a contaminant in drinking water below which there is no known or expected risk to health. MCLGs allow for a margin of safety.

**TEST RESULTS**

Contaminant	Violation Y/N	Date Collected	Level Detected	Range of Detects or # of Samples Exceeding MCL/ACL	Unit Measurement	MCLG	MCL	Likely Source of Contamination
<b>Inorganic Contaminants</b>								
10. Barium	N	2018	0.0289	No Range	Ppm	2	2	Discharge of drilling wastes; discharge from metal refineries; erosion of natural deposits
14. Copper	N	1/1/15 to 12/31/17*	0.1	None	ppm	1.3	AL=1.3	
16. Fluoride	N	2018	0.943	No Range	ppm	4	4	
17. Lead	N	1/1/15 to 12/31/17*	1	None	ppb	0	AL=15	
<b>Disinfectants &amp; Disinfectant By-Products</b>								
Chlorine (as Cl <sub>2</sub> )	N	1/1/18 to 12/31/18	1.10	0.60 to 1.50	ppm	4	4	Water additive used to control microbes
HAAS	N	2018	3.0	No Range	ppb	0	60	

\* Most recent sample results available

To comply with the "Regulation Governing Fluoridation of Community Water Supplies", the City of Kosciusko, PWS ID#0040004, is required to report certain results pertaining to fluoridation of our water system. The number in the previous calendar year in which the average fluoride sample results were within the optimal

