

2019 JUN 13 AM 11:18

2018 CERTIFICATION

Consumer Confidence Report (CCR)

Bean Creek Water Assn. Inc
Public Water System Name

0450002 & 0450021

List PWS ID #s for all Community Water Systems included in this CCR

The Federal Safe Drinking Water Act (SDWA) requires each Community Public Water System (PWS) to develop and distribute a Consumer Confidence Report (CCR) to its customers each year. Depending on the population served by the PWS, this CCR must be mailed or delivered to the customers, published in a newspaper of local circulation, or provided to the customers upon request. Make sure you follow the proper procedures when distributing the CCR. **You must email, fax (but not preferred) or mail, a copy of the CCR and Certification to the MSDH.** Please check all boxes that apply.

- Customers were informed of availability of CCR by: *(Attach copy of publication, water bill or other)*
 - Advertisement in local paper *(Attach copy of advertisement)*
 - On water bills *(Attach copy of bill)*
 - Email message *(Email the message to the address below)*
 - Other _____

Date(s) customers were informed: 05/ /2019 106/2019 / /2019

- CCR was distributed by U.S. Postal Service or other direct delivery. Must specify other direct delivery methods used _____

Date Mailed/Distributed: / /

- CCR was distributed by Email *(Email MSDH a copy)* Date Emailed: / /2019
 - As a URL _____ *(Provide Direct URL)*
 - As an attachment
 - As text within the body of the email message

- CCR was published in local newspaper. *(Attach copy of published CCR or proof of publication)*

Name of Newspaper: _____

Date Published: / /

- CCR was posted in public places. *(Attach list of locations)* Date Posted: / /2019

- CCR was posted on a publicly accessible internet site at the following address:
www.bcwaterms.org/sites/default/files/2018CCR.pdf *(Provide Direct URL)*

CERTIFICATION

I hereby certify that the CCR has been distributed to the customers of this public water system in the form and manner identified above and that I used distribution methods allowed by the SDWA. I further certify that the information included in this CCR is true and correct and is consistent with the water quality monitoring data provided to the PWS officials by the Mississippi State Department of Health, Bureau of Public Water Supply

[Signature], GENERAL MANAGER/SECRETARY
Name/Title (Board President, Mayor, Owner, Admin. Contact, etc.)

6/7/19
Date

Submission options (Select one method ONLY)

Mail: (U.S. Postal Service)
MSDH, Bureau of Public Water Supply
P.O. Box 1700
Jackson, MS 39215

Email: water.reports@msdh.ms.gov

Fax: (601) 576 - 7800

****Not a preferred method due to poor clarity****

CCR Deadline to MSDH & Customers by July 1, 2019!

2019 APR 30 AM 8:12

2018 Annual Drinking Water Quality Report
Bear Creek Water Association, Inc.
PWS ID#:0450021 & 0450002
April 2019

We're pleased to present to you this year's Annual Quality Water Report. This report is designed to inform you about the quality water and services we deliver to you every day. Our constant goal is to provide you with a safe and dependable supply of drinking water. We want you to understand the efforts we make to continually improve the water treatment process and protect our water resources. We are committed to ensuring the quality of your water. Our water source is from wells drawing from the Cockfield Formation, Sparta Sand Aquifers.

If you have any questions about this report or concerning your water utility, please contact Nolan Williamson at 601.856.5969. We want our valued customers to be informed about their water utility. If you want to learn more, please attend any of our regularly scheduled meetings. They are held by the 10th of each month at 5:00 PM at 301 Distribution Dr., Madison, MS 39110.

The source water assessment has been completed for our public water system to determine the overall susceptibility of its drinking water supply to identify potential sources of contamination. A report containing detailed information on how the susceptibility determinations were made has been furnished to our public water system and is available for viewing upon request. The wells for the Bear Creek Water Association have received lower to moderate susceptibility rankings to contamination.

We routinely monitor for contaminants in your drinking water according to Federal and State laws. This table below lists all of the drinking water contaminants that we detected during the period of January 1st to December 31st, 2018. In cases where monitoring wasn't required in 2018, the table reflects the most recent results. As water travels over the surface of land or underground, it dissolves naturally occurring minerals and, in some cases, radioactive materials and can pick up substances or contaminants from the presence of animals or from human activity; microbial contaminants, such as viruses and bacteria, that may come from sewage treatment plants, septic systems, agricultural livestock operations, and wildlife; inorganic contaminants, such as salts and metals, which can be naturally occurring or result from urban storm-water runoff, industrial, or domestic wastewater discharges, oil and gas production, mining, or farming; pesticides and herbicides, which may come from a variety of sources such as agriculture, urban storm-water runoff, and residential uses; organic chemical contaminants, including synthetic and volatile organic chemicals, which are by-products of industrial processes and petroleum production, and can also come from gas stations and septic systems; radioactive contaminants, which can be naturally occurring or be the result of oil and gas production and mining activities. In order to ensure that tap water is safe to drink, EPA prescribes regulations that limit the amount of certain contaminants in water provided by public water systems. All drinking water, including bottled drinking water, may be reasonably expected to contain at least small amounts of some contaminants. It's important to remember that the presence of these contaminants does not necessarily indicate that the water poses a health risk.

In this table you will find many terms and abbreviations you might not be familiar with. To help you better understand these terms we've provided the following definitions:

Action Level - the concentration of a contaminant which, if exceeded, triggers treatment or other requirements which a water system must follow.

Maximum Contaminant Level (MCL) - The "Maximum Allowed" (MCL) is the highest level of a contaminant that is allowed in drinking water. MCLs are set as close to the MCLGs as feasible using the best available treatment technology.

Maximum Contaminant Level Goal (MCLG) - The "Goal"(MCLG) is the level of a contaminant in drinking water below which there is no known or expected risk to health. MCLGs allow for a margin of safety.

Maximum Residual Disinfectant Level (MRDL) - The highest level of a disinfectant allowed in drinking water. There is convincing evidence that addition of a disinfectant is necessary to control microbial contaminants.

Maximum Residual Disinfectant Level Goal (MRDLG) - The level of a drinking water disinfectant below which there is no known or expected risk of health. MRDLGs do not reflect the benefits of the use of disinfectants to control microbial contaminants.

Parts per million (ppm) or Milligrams per liter (mg/l) - one part per million corresponds to one minute in two years or a single penny in \$10,000.

Parts per billion (ppb) or Micrograms per liter - one part per billion corresponds to one minute in 2,000 years, or a single penny in \$10,000,000.

Picocuries per liter (pCi/L) - picocuries per liter is a measure of the radioactivity in water.

PWS ID#: 0450021

TEST RESULTS

Contaminant	Violation Y/N	Date Collected	Level Detected	Range of Detects or # of Samples Exceeding MCL/ACL	Unit Measure-ment	MCLG	MCL	Likely Source of Contamination
Inorganic Contaminants								
10. Barium	N	2015*	.0189	.0025 - .0189	ppm	2	2	Discharge of drilling wastes; discharge from metal refineries; erosion of natural deposits
13. Chromium	N	2015*	5.6	3.1 – 5.6	ppb	100	100	Discharge from steel and pulp mills; erosion of natural deposits
14. Copper	N	2016/18	.1	0	ppm	1.3	AL=1.3	Corrosion of household plumbing systems; erosion of natural deposits; leaching from wood preservatives
16. Fluoride**	N	2015*	.698	.13 - .698	ppm	4	4	Erosion of natural deposits; water additive which promotes strong teeth; discharge from fertilizer and aluminum factories
17. Lead	N	2016/18	4	0	ppb	0	AL=15	Corrosion of household plumbing systems, erosion of natural deposits
Disinfection By-Products								
81. HAA5	N	2018	10	9 - 10	ppb	0	60	By-Product of drinking water disinfection.
82. TTHM [Total trihalomethanes]	N	2018	11.36	6.68 – 11.36	ppb	0	80	By-product of drinking water chlorination.
Chlorine	N	2018	1	.8 – 1.4	mg/l	0	MDRL = 4	Water additive used to control microbes

* Most recent sample. No sample required for 2018.

** Fluoride level is routinely adjusted to the MS State Dept of Health's recommended level of 0.6 - 1.2 mg/l

PWS ID#: 0450002

TEST RESULTS

Contaminant	Violation Y/N	Date Collected	Level Detected	Range of Detects or # of Samples Exceeding MCL/ACL	Unit Measure-ment	MCLG	MCL	Likely Source of Contamination
Radioactive Contaminants								
5. Gross Alpha	N	2018	6	4 - 6	pCi/L	0	15	Erosion of natural deposits
6. Radium 226 Radium 228	N	2018	.4 .65	No Range .61 - .65	pCi/L	0	5	Erosion of natural deposits
Inorganic Contaminants								
10. Barium	N	2015*	.0034	.0017 - .0034	ppm	2	2	Discharge of drilling wastes; discharge from metal refineries; erosion of natural deposits
13. Chromium	N	2015*	4.1	3.1 – 4.1	ppb	100	100	Discharge from steel and pulp mills; erosion of natural deposits
14. Copper	N	2016/18	.2	0	ppm	1.3	AL=1.3	Corrosion of household plumbing systems; erosion of natural deposits; leaching from wood preservatives
16. Fluoride	N	2015*	.67	.158 - .67	ppm	4	4	Erosion of natural deposits; water additive which promotes strong teeth; discharge from fertilizer and aluminum factories
17. Lead	N	2016/18	4	No Range	ppb	0	AL=15	Corrosion of household plumbing systems, erosion of natural deposits
Volatile Organic Contaminants								
76. Xylenes	N	2018	.000568	No Range	ppm	10	10	Discharge from petroleum factories; discharge from chemical factories
Disinfection By-Products								
81. HAA5	N	2018	19	4-19	ppb	0	60	By-Product of drinking water disinfection.
82. TTHM [Total trihalomethanes]	N	2018	27.6	No Range	ppb	0	80	By-product of drinking water chlorination.
Chlorine	N	2018	1	.6 – 2.8	mg/l	0	MDRL = 4	Water additive used to control microbes

Unregulated Contaminants

Bromide	N	2018	94.7	20.3 – 94.7	UG/L			Naturally-occurring element found in the earth's crust and at low concentrations in seawater, and in some surface and ground water; cobaltous chloride was formerly used in medicines and as a germicide
Manganese	N	2018	165	1.4 - 165	UG/L			Naturally-occurring element; commercially available in combination with other elements and minerals; used in steel production, fertilizer, batteries and fireworks; drinking water and wastewater treatment chemicals; essential nutrient
HAA5	N	2018	18.84	17.4 – 18.84	UG/L			
HAA6BR	N	2018	4.96	1.4 – 4.96	UG/L			
HAA9	N	2018	23.46	19.7 – 23.46	UG/L			

* Most recent sample. No sample required for 2018.

** Fluoride level is routinely adjusted to the MS State Dept of Health's recommended level of 0.6 - 1.2 mg/l.

As you can see by the table, our system had no contaminate violations. We're proud that your drinking water meets or exceeds all Federal and State requirements. We have learned through our monitoring and testing that some contaminants have been detected however the EPA has determined that your water IS SAFE at these levels.

If present, elevated levels of lead can cause serious health problems, especially for pregnant women and young children. Lead in drinking water is primarily from materials and components associated with service lines and home plumbing. Our water system is responsible for providing high quality drinking water, but cannot control the variety of materials used in plumbing components. When your water has been sitting for several hours, you can minimize the potential for lead exposure by flushing your tap for 30 seconds to 2 minutes before using water for drinking or cooking. If you are concerned about lead in your water, you may wish to have your water tested. Information on lead in drinking water, testing methods, and steps you can take to minimize exposure is available from the Safe Drinking Water Hotline or at <http://www.epa.gov/safewater/lead>. The Mississippi State Department of Health Public Health Laboratory offers lead testing. Please contact 601.576.7582 if you wish to have your water tested.

To comply with the "Regulation Governing Fluoridation of Community Water Supplies", the BEAR CREEK W/A-WEST is required to report certain results pertaining to fluoridation of our water system. The number of months in the previous calendar year in which average fluoride sample results were within the optimal range of 0.6-1.2 ppm was 7. The percentage of fluoride samples collected in the previous calendar year that was within the optimal range of 0.6-1.2 ppm was 71%.

To comply with the "Regulation Governing Fluoridation of Community Water Supplies", the BEAR CREEK W/A -EAST is required to report certain results pertaining to fluoridation of our water system. The number of months in the previous calendar year in which average fluoride sample results were within the optimal range of 0.6-1.2 ppm was 5. The percentage of fluoride samples collected in the previous calendar year that was within the optimal range of 0.6-1.2 ppm was 68%.

All sources of drinking water are subject to potential contamination by substances that are naturally occurring or man made. These substances can be microbes, inorganic or organic chemicals and radioactive substances. All drinking water, including bottled water, may reasonably be expected to contain at least small amounts of some contaminants. The presence of contaminants does not necessarily indicate that the water poses a health risk. More information about contaminants and potential health effects can be obtained by calling the Environmental Protection Agency's Safe Drinking Water Hotline at 1.800.426.4791.

Some people may be more vulnerable to contaminants in drinking water than the general population. Immuno-compromised persons such as persons with cancer undergoing chemotherapy, persons who have undergone organ transplants, people with HIV/AIDS or other immune system disorders, some elderly, and infants can be particularly at risk from infections. These people should seek advice about drinking water from their health care providers. EPA/CDC guidelines on appropriate means to lessen the risk of infection by cryptosporidium and other microbiological contaminants are available from the Safe Drinking Water Hotline 1.800.426.4791.

The Bear Creek Water Association works continuously to provide safe quality water to every tap. Bear Creek Water Association has received an excellent score with MS State Department of Health for capacity development and numerous AWWA awards for distribution system operation & maintenance.



PO BOX 107 • CANTON, MS 39046 • www.bcwaterms.org

CUSTOMER SERVICE DEPARTMENT

(601) 856-5969 option #1

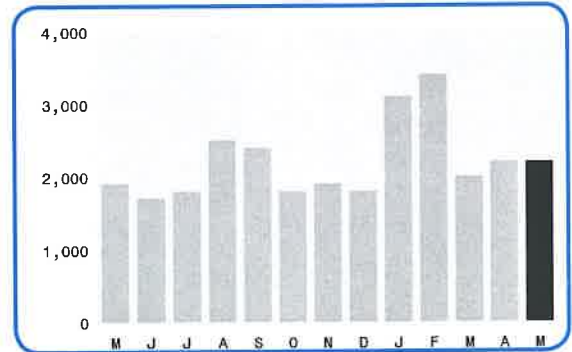
8:00 AM - 5:00 PM MONDAY-FRIDAY

WHEN PAYING THIS BILL IN PERSON,
BRING BOTH PORTIONS OF THIS BILL

13006 1 AV 0.380 P:13006 / T:66 / S1:1 / S2:0



Bear Creek Water Assn 1"
PO Box 107
Canton MS 39046-0107



BILLED TO BEAR CREEK WATER ASSN 1" SERVICE ADDRESS 301 DISTRIBUTION DR BILL DATE 05/22/19
 ACCOUNT NO. 02222798 DUE DATE 06/20/19 DELINQUENT AFTER 06/20/19

METER NUMBER	READ DATE		BILLING DAYS	METER READINGS		USAGE
	PREVIOUS	PRESENT		PREVIOUS	PRESENT	
72047048	04/12	05/12	30	434100	436300	2200

DESCRIPTION	AMOUNT
PREVIOUS BALANCE	0.00
PAYMENTS	0.00

MESSAGE: To view important information about your water-CCR
www.bcwaterms.org/sites/default/files/2018CCR.pdf
 COPY AVAILABLE AT OFFICE-601-856-5969

TOTAL AMOUNT DUE: 0.00
 DUE DATE 06/20/19
 AFTER DUE DATE PAY 0.00

PLEASE SEPARATE REMITTANCE STUB AT THIS PERFORATION AND RETURN WITH PAYMENT



PO BOX 107 • CANTON, MS 39046 • www.bcwaterms.org

CHECK HERE FOR BILLING ADDRESS / PHONE CHANGES AND COMPLETE REVERSE SIDE.
 (Note: Service addresses must be changed in office.)

BEAR CREEK WATER ASSN 1"
 PO BOX 107
 CANTON, MS 39046-0107

REMITTANCE STUB

ACCOUNT NUMBER: 02222798
 SERVICE ADDRESS: 301 DISTRIBUTION DR

AMOUNT DUE 0.00
 DUE DATE: 06/20/19
 AMOUNT ENCLOSED \$

Please make checks payable to: BEAR CREEK WATER ASSOCIATION



BEAR CREEK WATER ASSOCIATION
 PO BOX 107
 CANTON MS 39046-0107



0003030149



PO BOX 107 • CANTON, MS 39046 • www.bcwaterms.org

CUSTOMER SERVICE DEPARTMENT

(601) 856-5969 option #1


8:00 AM - 5:00 PM MONDAY-FRIDAY

WHEN PAYING THIS BILL IN PERSON,
BRING BOTH PORTIONS OF THIS BILL

9411 2 AV 0.380 P:9411 / T:49 / S1:1 / S2:0



Karen Chipley
121 Quill Cv
Madison MS 39110-6031



BILLED TO **KAREN CHIPLEY** SERVICE ADDRESS **121 QUILL COVE** BILL DATE **05/22/19**

ACCOUNT NO. **29607816** DUE DATE **06/20/19** DELINQUENT AFTER **06/20/19**

METER NUMBER	READ DATE		BILLING DAYS	METER READINGS		USAGE
	PREVIOUS	PRESENT		PREVIOUS	PRESENT	
71811498	04/12	05/12	30	378800	383200	4400

DESCRIPTION	AMOUNT
PREVIOUS BALANCE	36.00
PAYMENTS	(36.00)
WATER	13.80
SEWER-CENTRAL	21.10
SW MCWWA	8.80

MESSAGE: To view important information about your water-CCR
www.bcwaterms.org/sites/default/files/2018CCR.pdf
COPY AVAILABLE AT OFFICE-601-856-5969

TOTAL AMOUNT DUE: 43.70
DUE DATE 06/20/19
AFTER DUE DATE PAY 48.07

PLEASE SEPARATE REMITTANCE STUB AT THIS PERFORATION AND RETURN WITH PAYMENT



PO BOX 107 • CANTON, MS 39046 • www.bcwaterms.org

CHECK HERE FOR BILLING ADDRESS / PHONE CHANGES AND COMPLETE REVERSE SIDE.
 (Note: Service addresses must be changed in office.)

KAREN CHIPLEY
121 QUILL CV
MADISON, MS 39110-6031

REMITTANCE STUB

ACCOUNT NUMBER: 29607816
 SERVICE ADDRESS: 121 QUILL COVE

AMOUNT DUE **43.70**
 DUE DATE: **06/20/19**
 AMOUNT ENCLOSED \$

Please make checks payable to: BEAR CREEK WATER ASSOCIATION

BEAR CREEK WATER ASSOCIATION
 PO BOX 107
 CANTON MS 39046-0107





PO BOX 107 • CANTON, MS 39046 • www.bcwaterms.org

CUSTOMER SERVICE DEPARTMENT

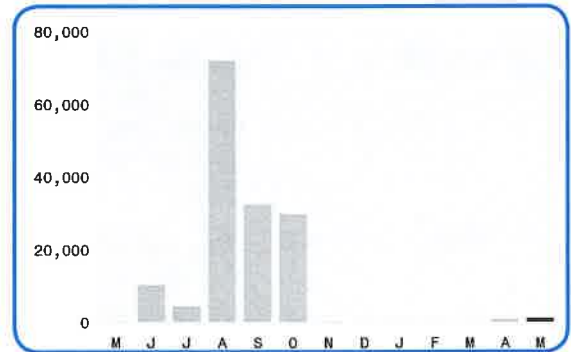
(601) 856-5969 option #1

8:00 AM - 5:00 PM MONDAY-FRIDAY

WHEN PAYING THIS BILL IN PERSON,
BRING BOTH PORTIONS OF THIS BILL



KAREN CHIPLEY
121 QUILL CV
MADISON, MS 39110-6031



BILLED TO KAREN CHIPLEY		SERVICE ADDRESS 121 QUILL COVE		BILL DATE 05/22/19		
ACCOUNT NO. 29607817		DUE DATE 06/20/19		DELINQUENT AFTER 06/20/19		
METER NUMBER	READ DATE		BILLING DAYS	METER READINGS		USAGE
	PREVIOUS	PRESENT		PREVIOUS	PRESENT	
72185347	04/12	05/12	30	541300	542300	1000
			DESCRIPTION	AMOUNT		
			PREVIOUS BALANCE	10.00		
			PAYMENTS	(10.00)		
			WATER	10.00		

MESSAGE: To view important information about your water-CCR
www.bcwaterms.org/sites/default/files/2018CCR.pdf
COPY AVAILABLE AT OFFICE-601-856-5969

TOTAL AMOUNT DUE: 10.00
DUE DATE 06/20/19
AFTER DUE DATE PAY 11.00

PLEASE SEPARATE REMITTANCE STUB AT THIS PERFORATION AND RETURN WITH PAYMENT



PO BOX 107 • CANTON, MS 39046 • www.bcwaterms.org

REMITTANCE STUB

ACCOUNT NUMBER: 29607817

SERVICE ADDRESS: 121 QUILL COVE

AMOUNT DUE 10.00

DUE DATE: 06/20/19

AMOUNT ENCLOSED \$

Please make checks payable to: BEAR CREEK WATER ASSOCIATION

CHECK HERE FOR BILLING ADDRESS / PHONE CHANGES AND COMPLETE REVERSE SIDE.
(Note: Service addresses must be changed in office.)

KAREN CHIPLEY
121 QUILL CV
MADISON, MS 39110-6031



BEAR CREEK WATER ASSOCIATION
PO BOX 107
CANTON MS 39046-0107



0003044874