

2017 CERTIFICATION 2018 JUN 22 AM 8: 56

Consumer Confidence Report (CCR)

City of Lexington

Public Water System Name

0260012

List PWS ID #s for all Community Water Systems included in this CCR

The Federal Safe Drinking Water Act (SDWA) requires each Community Public Water System (PWS) to develop and distribute a Consumer Confidence Report (CCR) to its customers each year. Depending on the population served by the PWS, this CCR must be mailed or delivered to the customers, published in a newspaper of local circulation, or provided to the customers upon request. Make sure you follow the proper procedures when distributing the CCR. **You must email, fax (but not preferred) or mail, a copy of the CCR and Certification to the MSDH.** Please check all boxes that apply.

Customers were informed of availability of CCR by: *(Attach copy of publication, water bill or other)*

- Advertisement in local paper *(Attach copy of advertisement)*
- On water bills *(Attach copy of bill)*
- Email message *(Email the message to the address below)*
- Other _____

Date(s) customers were informed: *05/19* /2018 / /2018 / /2018

CCR was distributed by U.S. Postal Service or other direct delivery. Must specify other direct delivery methods used _____

Date Mailed/Distributed: _____ / _____ / _____

CCR was distributed by Email *(Email MSDH a copy)*

Date Emailed: _____ / _____ /2018

- As a URL _____ *(Provide Direct URL)*
- As an attachment
- As text within the body of the email message

CCR was published in local newspaper. *(Attach copy of published CCR or proof of publication)*

Name of Newspaper: *Holmes County Herald*

Date Published: *05/19/2018*

CCR was posted in public places. *(Attach list of locations)*

Date Posted: _____ / _____ /2018

CCR was posted on a publicly accessible internet site at the following address: _____

(Provide Direct URL)

CERTIFICATION

I hereby certify that the CCR has been distributed to the customers of this public water system in the form and manner identified above and that I used distribution methods allowed by the SDWA. I further certify that the information included in this CCR is true and correct and is consistent with the water quality monitoring data provided to the PWS officials by the Mississippi State Department of Health, Bureau of Public Water Supply

Robin McCreary, Mayor
Name/Title *(President, Mayor, Owner, etc.)*

6/21/18
Date

Submission options *(Select one method ONLY)*

Mail: (U.S. Postal Service)
MSDH, Bureau of Public Water Supply
P.O. Box 1700
Jackson, MS 39215

Email: water.reports@msdh.ms.gov

Fax: (601) 576 - 7800

****Not a preferred method due to poor clarity****

CCR Deadline to MSDH & Customers by July 1, 2018!

2017 Annual Drinking Water Quality Report
 City of Lexington
 PWS#: 0260012
 April 2018

RECEIVED-WATER SUPPLY

2018 JUN 22 AM 8:56

We're pleased to present to you this year's Annual Quality Water Report. This report is designed to inform you about the quality water and services we deliver to you every day. Our constant goal is to provide you with a safe and dependable supply of drinking water. We want you to understand the efforts we make to continually improve the water treatment process and protect our water resources. We are committed to ensuring the quality of your water. Our water source is from two wells drawing from the Meridian Upper Wilcox Aquifer.

The source water assessment has been completed for our public water system to determine the overall susceptibility of its drinking water supply to identify potential sources of contamination. A report containing detailed information on how the susceptibility determinations were made has been furnished to our public water system and is available for viewing upon request. The wells for the City of Lexington have received a lower to moderate susceptibility ranking to contamination.

If you have any questions about this report or concerning your water utility, please contact Robin McCrory at 662.417.0167. We want our valued customers to be informed about their water utility. If you want to learn more, please attend any of our regularly scheduled meetings. They are held on the first Tuesday of each month at 6:00 PM at the City Hall.

We routinely monitor for contaminants in your drinking water according to Federal and State laws. This table below lists all of the drinking water contaminants that were detected during the period of January 1st to December 31st, 2017. In cases where monitoring wasn't required in 2017, the table reflects the most recent results. As water travels over the surface of land or underground, it dissolves naturally occurring minerals and, in some cases, radioactive materials and can pick up substances or contaminants from the presence of animals or from human activity; microbial contaminants, such as viruses and bacteria, that may come from sewage treatment plants, septic systems, agricultural livestock operations, and wildlife; inorganic contaminants, such as salts and metals, which can be naturally occurring or result from urban storm-water runoff, industrial, or domestic wastewater discharges, oil and gas production, mining, or farming; pesticides and herbicides, which may come from a variety of sources such as agriculture, urban storm-water runoff, and residential uses; organic chemical contaminants, including synthetic and volatile organic chemicals, which are by-products of industrial processes and petroleum production, and can also come from gas stations and septic systems; radioactive contaminants, which can be naturally occurring or be the result of oil and gas production and mining activities. In order to ensure that tap water is safe to drink, EPA prescribes regulations that limit the amount of certain contaminants in water provided by public water systems. All drinking water, including bottled drinking water, may be reasonably expected to contain at least small amounts of some contaminants. It's important to remember that the presence of these contaminants does not necessarily indicate that the water poses a health risk.

In this table you will find many terms and abbreviations you might not be familiar with. To help you better understand these terms we've provided the following definitions:

Action Level - the concentration of a contaminant which, if exceeded, triggers treatment or other requirements which a water system must follow.

Maximum Contaminant Level (MCL) - The "Maximum Allowed" (MCL) is the highest level of a contaminant that is allowed in drinking water. MCLs are set as close to the MCLGs as feasible using the best available treatment technology.

Maximum Contaminant Level Goal (MCLG) - The "Goal"(MCLG) is the level of a contaminant in drinking water below which there is no known or expected risk to health. MCLGs allow for a margin of safety.

Maximum Residual Disinfectant Level (MRDL) - The highest level of a disinfectant allowed in drinking water. There is convincing evidence that addition of a disinfectant is necessary to control microbial contaminants.

Parts per million (ppm) or Milligrams per liter (mg/l) - one part per million corresponds to one minute in two years or a single penny in \$10,000.

Parts per billion (ppb) or Micrograms per liter - one part per billion corresponds to one minute in 2,000 years, or a single penny in \$10,000,000.

TEST RESULTS

Contaminant	Violation Y/N	Date Collected	Level Detected	Range of Detects or # of Samples Exceeding MCL/ACL	Unit Measurement	MCLG	MCL	Likely Source of Contamination
Inorganic Contaminants								
10. Barium	N	2017	.003	No Range	ppm	2	2	Discharge of drilling wastes; discharge from metal refineries; erosion of natural deposits
14. Copper	N	2015/17	.2	0	ppm	1.3	AL=1.3	Corrosion of household plumbing systems; erosion of natural deposits; leaching from wood preservatives
16. Fluoride**	N	2017	.845	No Range	ppm	4	4	Erosion of natural deposits; water additive which promotes strong teeth; discharge from fertilizer and aluminum factories

17. Lead	N	2015/17	1	0	ppb	0	AL=15	Corrosion of household plumbing systems, erosion of natural deposits
Disinfection By-Products								
Chlorine	N	2017	1	.36 – 1.87	mg/l	0	MDRL = 4	Water additive used to control microbes

* Most recent sample. No sample required for 2017.

** Fluoride level is routinely adjusted to the MS State Dept of Health's recommended level of 0.6 - 1.3 mg/l.

As you can see by the table, our system had no violations. We're proud that your drinking water meets or exceeds all Federal and State requirements. We have learned through our monitoring and testing that some contaminants have been detected, however, the EPA has determined that your water IS SAFE at these levels.

We are required to monitor your drinking water for specific contaminants on a monthly basis. Results of regular monitoring are an indicator of whether or not our drinking water meets health standards. We did complete the monitoring requirements for bacteriological sampling that showed no coliform present. In an effort to ensure systems complete all monitoring requirements, MSDH now notifies systems of any missing samples prior to the end of the compliance period.

If present, elevated levels of lead can cause serious health problems, especially for pregnant women and young children. Lead in drinking water is primarily from materials and components associated with service lines and home plumbing. Our water system is responsible for providing high quality drinking water, but cannot control the variety of materials used in plumbing components. When your water has been sitting for several hours, you can minimize the potential for lead exposure by flushing your tap for 30 seconds to 2 minutes before using water for drinking or cooking. If you are concerned about lead in your water, you may wish to have your water tested. Information on lead in drinking water, testing methods, and steps you can take to minimize exposure is available from the Safe Drinking Water Hotline or at <http://www.epa.gov/safewater/lead>. The Mississippi State Department of Health Public Health Laboratory offers lead testing. Please contact 601.576.7582 if you wish to have your water tested.

To comply with the "Regulation Governing Fluoridation of Community Water Supplies", the CITY OF LEXINGTON is required to report certain results pertaining to fluoridation of our water system. The number of months in the previous calendar year in which average fluoride sample results were within the optimal range of 0.6-1.3 ppm was 12. The percentage of fluoride samples collected in the previous calendar year that was within the optimal range of 0.6-1.3 ppm was 92%.

All sources of drinking water are subject to potential contamination by substances that are naturally occurring or man made. These substances can be microbes, inorganic or organic chemicals and radioactive substances. All drinking water, including bottled water, may reasonably be expected to contain at least small amounts of some contaminants. The presence of contaminants does not necessarily indicate that the water poses a health risk. More information about contaminants and potential health effects can be obtained by calling the Environmental Protection Agency's Safe Drinking Water Hotline at 1-800-426-4791.

Some people may be more vulnerable to contaminants in drinking water than the general population. Immuno-compromised persons such as persons with cancer undergoing chemotherapy, persons who have undergone organ transplants, people with HIV/AIDS or other immune system disorders, some elderly, and infants can be particularly at risk from infections. These people should seek advice about drinking water from their health care providers. EPA/CDC guidelines on appropriate means to lessen the risk of infection by cryptosporidium and other microbiological contaminants are available from the Safe Drinking Water Hotline 1-800-426-4791.

The City of Lexington works around the clock to provide top quality water to every tap. We ask that all our customers help us protect our water sources, which are the heart of our community, our way of life and our children's future.

PROOF OF PUBLICATION

HOLMES COUNTY HERALD

LEXINGTON, MISSISSIPPI

STATE OF MISSISSIPPI, HOLMES COUNTY

Personally appeared before me, the undersigned authority, Chancery Clerk of said County and State, Maria M. Edwards, publisher of a public newspaper called the *Holmes County Herald* established in 1959 and published continuously since that date in said County and State, who, being duly sworn, deposed and said that the notice, of which a true copy is hereto annexed, was published in said paper for 1 time(s), as follows, to wit:

2017 Annual Drinking Water Quality Report
City of Lexington
PWS# 0280012
April 2018

We're pleased to present to you this year's Annual Quality Water Report. This report is designed to inform you about the quality water and services we deliver to you every day. Our constant goal is to provide you with a safe and dependable supply of drinking water. We want you to understand the efforts we make to continually improve the water treatment process and protect our water resources. We are committed to ensuring the quality of your water. Our water source is from two wells drawing from the Madison Upper Wilcox Aquifer.

The source water assessment has been completed for our public water system to determine the overall susceptibility of its drinking water supply to identify potential sources of contamination. A report containing detailed information on how the susceptibility determinations were made has been furnished to our public water system and is available for viewing upon request. The wells for the City of Lexington have received a cover to moderate susceptibility ranking to contamination.

If you have any questions about this report or concerning your water utility, please contact Robin McCroary at 562.417.0187. We want our valued customers to be informed about their water utility. If you want to learn more, please attend any of our regularly scheduled meetings. They are held on the first Tuesday of each month at 8:00 PM at the City Hall.

We routinely monitor for contaminants in your drinking water according to Federal and State laws. This table below lists all of the drinking water contaminants that were detected during the period of January 1st to December 31st, 2017. In cases where monitoring wasn't required in 2017, the table reflects the most recent results. As water travels over the surface of land or underground, it dissolves naturally occurring minerals and, in some cases, radioactive materials and can pick up substances or contaminants from the presence of animals or from human activity. In some cases, radioactive materials and can pick up substances or contaminants from the presence of animals or from human activity. In some cases, radioactive materials and can pick up substances or contaminants from the presence of animals or from human activity. In some cases, radioactive materials and can pick up substances or contaminants from the presence of animals or from human activity.

In this table you will find many terms and abbreviations you might not be familiar with. To help you better understand these terms we've provided the following definitions:

Action Level - the concentration of a contaminant which, if exceeded, triggers treatment or other requirements which a water system must follow.

Maximum Contaminant Level (MCL) - The "Maximum Allowed" (MCL) is the highest level of a contaminant that is allowed in drinking water. MCLs are set as close to the MCLG as feasible using the best available treatment technology.

Maximum Contaminant Level Goal (MCLG) - The "Goal"(MCLG) is the level of a contaminant in drinking water below which there is no known or expected risk to health. MCLGs allow for a margin of safety.

Maximum Residual Disinfectant Level (MRDL) - The highest level of a disinfectant allowed in drinking water. There is convincing evidence that addition of a disinfectant is necessary to control microbial contaminants.

Parts per million (ppm) or Milligrams per liter (mg/L) - one part per million corresponds to one minute in two years or a single penny in \$10,000,000.

Parts per billion (ppb) or Micrograms per liter - one part per billion corresponds to one minute in 2,000 years, or a single penny in \$10,000,000.

Contaminant	Violation Y/N	Date Collected	Level Detected	Range of Detects or # of Samples Exceeding MCL/MCLG	Unit Measurement	MCLG	MCL	Likely Source of Contamination
Inorganic Contaminants								
10 Barium	N	2017	503	No Range	ppm	2	2	Discharge of drilling wastes, discharge from metal refineries, erosion of natural deposits
14 Copper	N	2016/17	2	0	ppm	1.3	AL=1.3	Corrosion of household plumbing systems, erosion of natural deposits, leaching from wood preservatives
16 Fluoride**	N	2017	845	No Range	ppm	4	4	Erosion of natural deposits, water additive which promotes strong teeth, discharge from fertilizer and aluminum factories
17 Lead	N	2015/17	1	0	ppm	0	AL=15	Corrosion of household plumbing systems, erosion of natural deposits
Disinfection By-Products								
Chloro	H	2017	3	36 - 1.87	mg/l	0	MRDL = 4	Water additive used to control microbes

** Most recent sample. No sample required for 2017.

** Fluoride level is routinely adjusted to the US State Dept of Health's recommended level of 0.6 - 1.3 mg/l. As you can see by the table, our system had no violations. We're proud that your drinking water meets or exceeds all Federal and State requirements. We have learned through our monitoring and testing that some contaminants have been detected, however, the EPA has determined that your water is SAFE at these levels.

We are required to monitor your drinking water for specific contaminants on a monthly basis. Results of regular monitoring are an indicator of whether or not our drinking water meets health standards. We did complete the monitoring requirements for bacteriological sampling that showed no coliform present. In an effort to ensure systems complete all monitoring requirements, MSDH now notifies systems of any missing samples prior to the end of the compliance period.

If present, elevated levels of lead can cause serious health problems, especially for pregnant women and young children. Lead in drinking water is primarily from materials and components associated with service lines and home plumbing. Our water system is responsible for providing high quality drinking water, but cannot control the variety of materials used in plumbing components. When your water has been sitting for several hours, you can minimize the potential for lead exposure by flushing your tap for 30 seconds to 2 minutes before using water for drinking or cooking. If you are concerned about lead in your water, you may wish to have your water tested. Information on tests in drinking water, testing methods, and sites you can take to minimize exposure is available from the Safe Drinking Water Hotline at <http://www.epa.gov/safewater/lead>. The Mississippi State Department of Health, Public Health Laboratory offers lead testing. Please contact 501.576.7582 if you wish to have your water tested.

To comply with the "Regulation Governing Fluoridation of Community Water Supplies", the CITY OF LEXINGTON is required to report certain results pertaining to fluoridation of our water system. The number of months in the previous calendar year in which average fluoride sample results were within the optimal range of 0.6-1.3 ppm was 12. The percentage of fluoride samples collected in the previous calendar year that was within the optimal range of 0.6-1.3 ppm was 92%.

All sources of drinking water are subject to potential contamination by substances that are naturally occurring or man made. These substances can be microbes, inorganic or organic chemicals and radioactive substances. All drinking water, including bottled water, may reasonably be expected to contain at least small amounts of some contaminants. The presence of contaminants does not necessarily indicate that the water poses a health risk. More information about contaminants and potential health effects can be obtained by calling the Environmental Protection Agency's Safe Drinking Water Hotline at 1-800-426-4791.

Some people may be more vulnerable to contaminants in drinking water than the general population. Immuno-compromised persons such as persons with cancer undergoing chemotherapy, persons who have undergone organ transplants, people with HIV/AIDS or other immune system disorders, some elderly, and infants can be particularly at risk from infections. These people should seek advice about drinking water from their health care providers. EPA/CDC guidelines on appropriate means to lessen the risk of infection by cryptosporidium and other microbiological contaminants are available from the Safe Drinking Water Hotline 1-800-426-4791.

The City of Lexington works around the clock to provide the quality water to every tap. We ask that all our customers help us protect our water sources, which are the heart of our community, our way of life and our children's future.


Vol. 100, No. 19 the 10TH
day of MAY, 2018

Vol. _____, No. _____ the _____
day of _____, 2018


Vol. _____, No. _____ the _____
day of _____, 2018


Vol. _____, No. _____ the _____
day of _____, 2018

Vol. _____, No. _____ the _____
day of _____, 2018


 Maria M. Edwards
 Publisher

Witness my hand and seal at Lexington, Mississippi this _____
the _____ day of _____, 2018.





 Chancery Clerk
 by _____ D.C.
14 lines words 1 time(s) Amount \$ 111.00