

2017 CERTIFICATION

RECEIVED-WATER SUPPLY

Consumer Confidence Report (CCR)

2018 MAY 29 AM 11: 18

Mt. Zion Water Assn.
Public Water System Name
078 0008

List PWS ID #s for all Community Water Systems included in this CCR

The Federal Safe Drinking Water Act (SDWA) requires each Community Public Water System (PWS) to develop and distribute a Consumer Confidence Report (CCR) to its customers each year. Depending on the population served by the PWS, this CCR must be mailed or delivered to the customers, published in a newspaper of local circulation, or provided to the customers upon request. Make sure you follow the proper procedures when distributing the CCR. **You must email, fax (but not preferred) or mail, a copy of the CCR and Certification to the MSDH.** Please check all boxes that apply.

Customers were informed of availability of CCR by: *(Attach copy of publication, water bill or other)*

- Advertisement in local paper *(Attach copy of advertisement)*
- On water bills *(Attach copy of bill)*
- Email message *(Email the message to the address below)*
- Other _____

Date(s) customers were informed: 6 / 1 / 2018 / / / 2018 / / / 2018

CCR was distributed by U.S. Postal Service or other direct delivery. Must specify other direct delivery methods used _____

Date Mailed/Distributed: _____ / _____ / _____

CCR was distributed by Email *(Email MSDH a copy)*

Date Emailed: _____ / _____ / 2018

- As a URL _____ *(Provide Direct URL)*
- As an attachment
- As text within the body of the email message

CCR was published in local newspaper. *(Attach copy of published CCR or proof of publication)*

Name of Newspaper: _____
Date Published: _____ / _____ / _____ Webster Co. Public Library

CCR was posted in public places. *(Attach list of locations)*

Date Posted: 6 / 1 / 2018

CCR was posted on a publicly accessible internet site at the following address:

_____ *(Provide Direct URL)*

CERTIFICATION

I hereby certify that the CCR has been distributed to the customers of this public water system in the form and manner identified above and that I used distribution methods allowed by the SDWA. I further certify that the information included in this CCR is true and correct and is consistent with the water quality monitoring data provided to the PWS officials by the Mississippi State Department of Health, Bureau of Public Water Supply

Justin Pres.
Name/Title *(President, Mayor, Owner, etc.)*

5 / 23 / 18
Date

Submission options *(Select one method ONLY)*

Mail: (U.S. Postal Service)
MSDH, Bureau of Public Water Supply
P.O. Box 1700
Jackson, MS 39215

Email: water.reports@msdh.ms.gov

Fax: (601) 576 - 7800

****Not a preferred method due to poor clarity****

CCR Deadline to MSDH & Customers by July 1, 2018!

2017 Annual Drinking Water Quality Report
 Mt. Zion Water Association
 PWS#: 0780008
 April 2018

2018 MAY 29 AM 11: 18

We're pleased to present to you this year's Annual Quality Water Report. This report is designed to inform you about the quality water and services we deliver to you every day. Our constant goal is to provide you with a safe and dependable supply of drinking water. We want you to understand the efforts we make to continually improve the water treatment process and protect our water resources. We are committed to ensuring the quality of your water. Our water source is from wells drawing from the Lower Wilcox Aquifer.

The source water assessment has been completed for our public water system to determine the overall susceptibility of its drinking water supply to identify potential sources of contamination. A report containing detailed information on how the susceptibility determinations were made has been furnished to our public water system and is available for viewing upon request. The wells for the Mt. Zion Water Association have received lower to moderate susceptibility rankings to contamination.

If you have any questions about this report or concerning your water utility, please contact Kenneth Cooper at 662.552.0048. We want our valued customers to be informed about their water utility. If you want to learn more, please attend the meeting scheduled annually for 2/07/18 at 7:00 PM at the water office at 551 Sibley Rd.

We routinely monitor for contaminants in your drinking water according to Federal and State laws. This table below lists all of the drinking water contaminants that we detected during the period of January 1st to December 31st, 2017. In cases where monitoring wasn't required in 2017, the table reflects the most recent results. As water travels over the surface of land or underground, it dissolves naturally occurring minerals and, in some cases, radioactive materials and can pick up substances or contaminants from the presence of animals or from human activity; microbial contaminants, such as viruses and bacteria, that may come from sewage treatment plants, septic systems, agricultural livestock operations, and wildlife; inorganic contaminants, such as salts and metals, which can be naturally occurring or result from urban storm-water runoff, industrial, or domestic wastewater discharges, oil and gas production, mining, or farming; pesticides and herbicides, which may come from a variety of sources such as agriculture, urban storm-water runoff, and residential uses; organic chemical contaminants, including synthetic and volatile organic chemicals, which are by-products of industrial processes and petroleum production, and can also come from gas stations and septic systems; radioactive contaminants, which can be naturally occurring or be the result of oil and gas production and mining activities. In order to ensure that tap water is safe to drink, EPA prescribes regulations that limit the amount of certain contaminants in water provided by public water systems. All drinking water, including bottled drinking water, may be reasonably expected to contain at least small amounts of some contaminants. It's important to remember that the presence of these contaminants does not necessarily indicate that the water poses a health risk.

In this table you will find many terms and abbreviations you might not be familiar with. To help you better understand these terms we've provided the following definitions:

Action Level - the concentration of a contaminant which, if exceeded, triggers treatment or other requirements which a water system must follow.

Maximum Contaminant Level (MCL) - The "Maximum Allowed" (MCL) is the highest level of a contaminant that is allowed in drinking water. MCLs are set as close to the MCLGs as feasible using the best available treatment technology.

Maximum Contaminant Level Goal (MCLG) - The "Goal"(MCLG) is the level of a contaminant in drinking water below which there is no known or expected risk to health. MCLGs allow for a margin of safety.

Maximum Residual Disinfectant Level (MRDL) - The highest level of a disinfectant allowed in drinking water. There is convincing evidence that addition of a disinfectant is necessary to control microbial contaminants.

Maximum Residual Disinfectant Level Goal (MRDLG) - The level of a drinking water disinfectant below which there is no known or expected risk of health. MRDLGs do not reflect the benefits of the use of disinfectants to control microbial contaminants.

Parts per million (ppm) or Milligrams per liter (mg/l) - one part per million corresponds to one minute in two years or a single penny in \$10,000.

Parts per billion (ppb) or Micrograms per liter - one part per billion corresponds to one minute in 2,000 years, or a single penny in \$10,000,000.

| TEST RESULTS | | | | | | | | |
|-------------------------------|---------------|----------------|----------------|--|------------------|------|-----|--------------------------------|
| Contaminant | Violation Y/N | Date Collected | Level Detected | Range of Detects or # of Samples Exceeding MCL/ACL | Unit Measurement | MCLG | MCL | Likely Source of Contamination |
| Inorganic Contaminants | | | | | | | | |

| | | | | | | | | |
|--------------|---|---------|-------|---------------|-----|-----|-----|---|
| 8. Arsenic | N | 2016* | .06 | No Range | ppb | n/a | 10 | Erosion of natural deposits; runoff from orchards; runoff from glass and electronics production wastes |
| 10. Barium | N | 2016* | .0081 | .0078 - .0081 | Ppm | | 2 | Discharge of drilling wastes; discharge from metal refineries; erosion of natural deposits |
| 13. Chromium | N | 2016* | 2.9 | 2.3 - 2.9 | ppb | | 100 | Discharge from steel and pulp mills; erosion of natural deposits |
| 14. Copper | N | 2015/17 | .8 | 0 | ppm | | 1.3 | AL=1.3 Corrosion of household plumbing systems; erosion of natural deposits; leaching from wood preservatives |
| 16. Fluoride | N | 2016* | .258 | .256 - .258 | ppm | | 4 | Erosion of natural deposits; water additive which promotes strong teeth; discharge from fertilizer and aluminum factories |
| 17. Lead | N | 2015/17 | 7 | 0 | ppb | | 0 | AL=15 Corrosion of household plumbing systems, erosion of natural deposits |

Disinfection By-Products

| | | | | | | | | | |
|-------------------------------------|---|-------|-----|----------|------|--|---|----------|--|
| 81. HAA5 | N | 2016* | 33 | No Range | ppb | | 0 | 60 | By-Product of drinking water disinfection. |
| 82. TTHM [Total trihalomethanes] | N | 2016* | 73 | No Range | ppb | | 0 | 80 | By-product of drinking water chlorination. |
| Chlorine | N | 2017 | 1.3 | 1 - 1.7 | mg/l | | 0 | MDRL = 4 | Water additive used to control microbes |

* Most recent sample. No sample required for 2017.

As you can see by the table, our system had no violations. We're proud that your drinking water meets or exceeds all Federal and State requirements. We have learned through our monitoring and testing that some contaminants have been detected however the EPA has determined that your water IS SAFE at these levels.

We are required to monitor your drinking water for specific contaminants on a monthly basis. Results of regular monitoring are an indicator of whether or not our drinking water meets health standards. In an effort to ensure systems complete all monitoring requirements, MSDH now notifies systems of any missing samples prior to the end of the compliance period.

If present, elevated levels of lead can cause serious health problems, especially for pregnant women and young children. Lead in drinking water is primarily from materials and components associated with service lines and home plumbing. Our water system is responsible for providing high quality drinking water, but cannot control the variety of materials used in plumbing components. When your water has been sitting for several hours, you can minimize the potential for lead exposure by flushing your tap for 30 seconds to 2 minutes before using water for drinking or cooking. If you are concerned about lead in your water, you may wish to have your water tested. Information on lead in drinking water, testing methods, and steps you can take to minimize exposure is available from the Safe Drinking Water Hotline or at <http://www.epa.gov/safewater/lead>. The Mississippi State Department of Health Public Health Laboratory offers lead testing. Please contact 601.576.7582 if you wish to have your water tested.

All sources of drinking water are subject to potential contamination by substances that are naturally occurring or man made. These substances can be microbes, inorganic or organic chemicals and radioactive substances. All drinking water, including bottled water, may reasonably be expected to contain at least small amounts of some contaminants. The presence of contaminants does not necessarily indicate that the water poses a health risk. More information about contaminants and potential health effects can be obtained by calling the Environmental Protection Agency's Safe Drinking Water Hotline at 1-800-426-4791.

Some people may be more vulnerable to contaminants in drinking water than the general population. Immuno-compromised persons such as persons with cancer undergoing chemotherapy, persons who have undergone organ transplants, people with HIV/AIDS or other immune system disorders, some elderly, and infants can be particularly at risk from infections. These people should seek advice about drinking water from their health care providers. EPA/CDC guidelines on appropriate means to lessen the risk of infection by cryptosporidium and other microbiological contaminants are available from the Safe Drinking Water Hotline 1-800-426-4791.

The Mt. Zion Water Association works around the clock to provide top quality water to every tap. We ask that all our customers help us protect our water sources, which are the heart of our community, our way of life and our children's future.

Mt. Zion Water Association
Annual meeting
2/12/18

The annual meeting of Mt. Zion Water Association was held February 12, 2018 at 551 Sibley Rd Eupora, MS. The meeting was called to order by Austin Gladney President. Minutes were read from previous year. Motion was made by Scott Cooper and seconded by Ken Ray to accept minutes as read. There was no opposition.

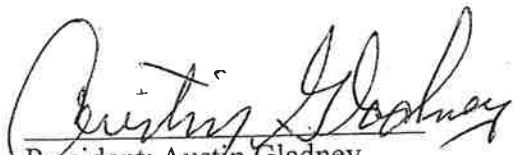
Austin Clanton discussed the profit and the loss statement. Motion was made to accept this statement as read by Scott Cooper and seconded by Ken Ray. There was no opposition.

Motion was made by Ken Ray to re-elect Austin Gladney as board member, whose term expired this year for a period of five years. His board member term will expire in 2023. There was no opposition.

There was no new business.

Motion was made by Ken Ray and seconded by Chris Scribner to adjourn. There was no opposition.


Meeting was adjourned.



President: Austin Gladney



Vice President: Scott Cooper



Secretary and Treasurer: Ken Ray



Board Member: Kenneth Cooper



Board Member: Chris Scribner

2018 MAY 29 AM 11: 18


Meeting of Board of Directors of Mt. Zion Water Association
2-12-18

Meeting was called to order by Austin Gladney, President.

Motion was made by Ken Ray.

Nominations were open for officers. Officers were to remain the same as previous year with President, Austin Gladney, Vice President Scott Cooper, Secretary and Treasurer Ken Ray, and Board Members Kenneth Cooper and Chris Scribner. Motion was made to accept this by Chris Scribner and seconded by Ken Ray. There was no opposition.

There was no further business. Motion was made by Ken Ray and seconded by Chris Scribner. Meeting was adjourned.


President: Austin Gladney


Vice President: Scott Cooper


Secretary and Treasurer: Ken Ray


Board Member: Kenneth Cooper


Board Member: Chris Scribner

2018 MAY 29 AM 11:18

14
MT. ZION WATER ASSOCIATION
 551 SIBLEY ROAD • EUPORA, MS 39744
 TAX EXEMPT
 MINIMUM CHARGE WATER SERVICES – \$23.00

MAILING DATE: JUN 01 2018

| PRESENT | PREVIOUS | USED | AMOUNT |
|---------|----------|------|--------|
| 364200 | 359900 | 4300 | 31.05 |

Consumer Confidence Report
can be seen at Webster County
Public Library

WE ARE AN EQUAL OPPORTUNITY PROVIDER
PAY FROM FIRST TO TENTH – \$10.00 PENALTY IF PAID AFTER TENTH
METER PULLED AFTER 15TH

14
MT. ZION WATER ASSOCIATION
 551 SIBLEY ROAD
 EUPORA, MS 39744

AMOUNT

31.05


JUN 01 2018

PLEASE BRING ENTIRE CARD WHEN
MAKING PAYMENT. IF REMITTING BY
MAIL BE SURE TO ENCLOSE THIS
STUB WITH CHECK.

TAX EXEMPT

2018 MAY 29 AM 11:18

ADD \$10.00 IF NOT PAID BY PAST DUE DATE. AMOUNT DUE MUST BE PAID BY THE 10TH OF THE MONTH TO AVOID LATE PAYMENT CHARGES. IF UNPAID FIVE DAYS AFTER PAST DUE DATE, SERVICE MAY BE DISCONTINUED WITHOUT FURTHER NOTICE.



USA / FOREVER

Willie Gary
6122 Mt Vernon Rd
Eupora, MS 39744