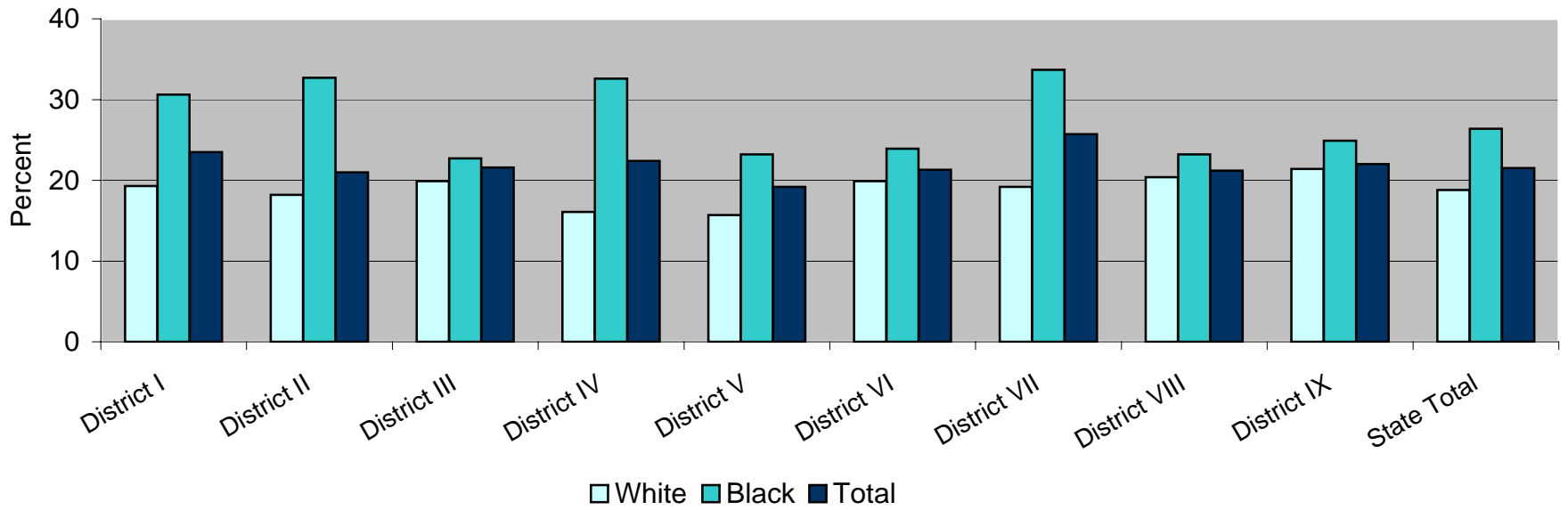


## General Health Fair or Poor

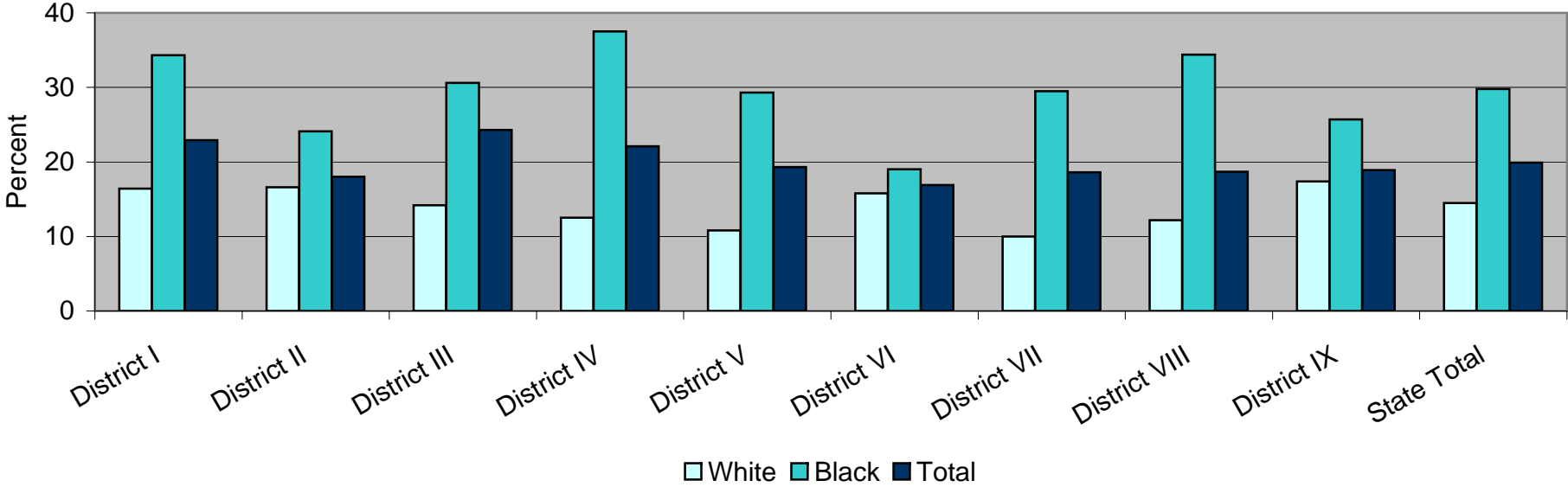


### General Health Fair or Poor

	District I	District II	District III	District IV	District V	District VI	District VII	District VIII	District IX	State Total
White	19.3	18.2	19.9	16.1	15.7	19.9	19.2	20.4	21.4	18.8
Black	30.6	32.7	22.7	32.6	23.2	23.9	33.7	23.2	24.9	26.4
Total	23.5	21.0	21.6	22.4	19.2	21.3	25.7	21.2	22.0	21.5

Source: Mississippi Behavioral Risk Factor Surveillance Survey, 2009

# No Health Care Coverage

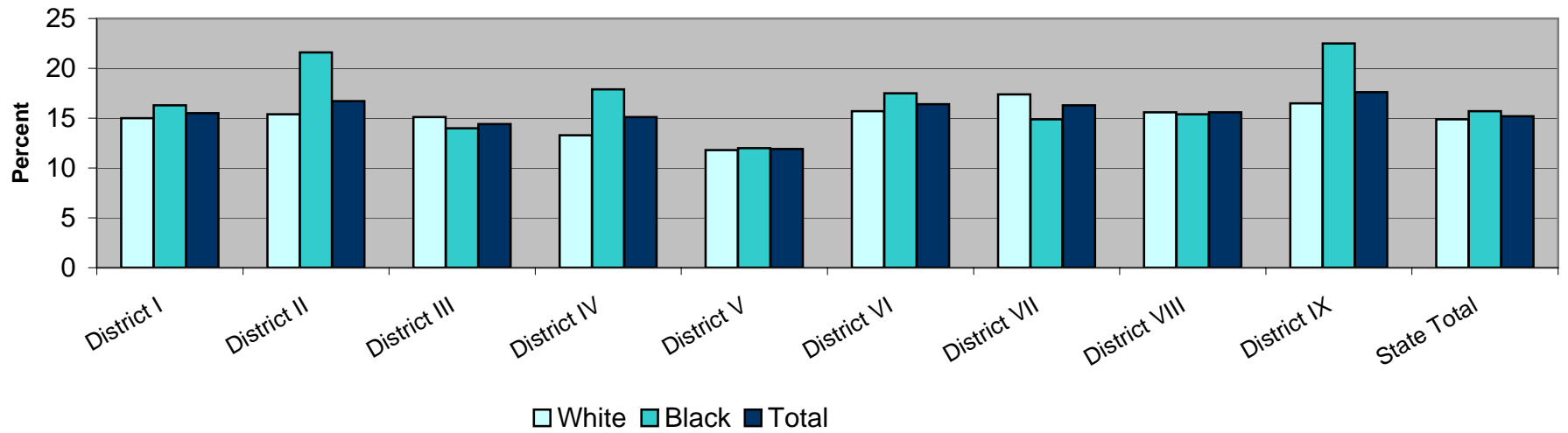


## No Health Care Coverage

	District I	District II	District III	District IV	District V	District VI	District VII	District VIII	District IX	State Total
White	16.4	16.6	14.2	12.5	10.8	15.8	10.0	12.2	17.4	14.5
Black	34.3	24.1	30.6	37.5	29.3	19.0	29.5	34.4	25.7	29.8
Total	22.9	18.0	24.3	22.1	19.3	16.9	18.6	18.7	18.9	19.9

Source: Mississippi Behavioral Risk Factor Surveillance Survey, 2009

## Physical Health Not Good For More Than 7 Days In Past Month

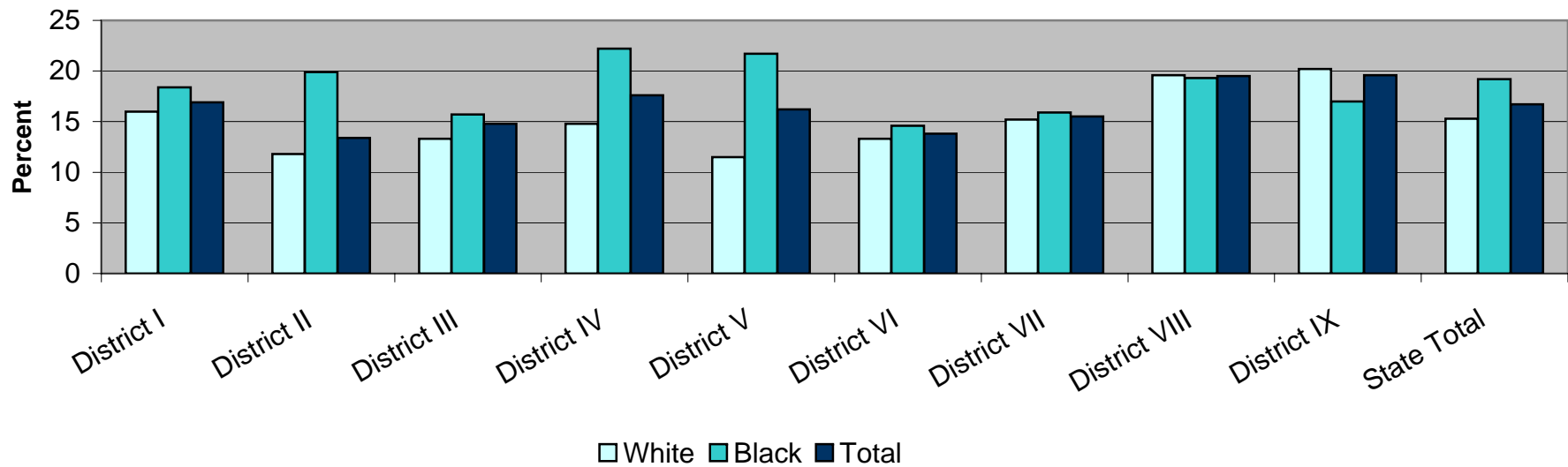


**Physical Health Not Good For More than 7 Days in Past Month**

	District I	District II	District III	District IV	District V	District VI	District VII	District VIII	District IX	State Total
White	15.0	15.4	15.1	13.3	11.8	15.7	17.4	15.6	16.5	14.9
Black	16.3	21.6	14.0	17.9	12.0	17.5	14.9	15.4	22.5	15.7
Total	15.5	16.7	14.4	15.1	11.9	16.4	16.3	15.6	17.6	15.2

Source: Mississippi Behavioral Risk Factor Surveillance Survey, 2009

## Mental Health Not Good For More than 7 Days In Past Month

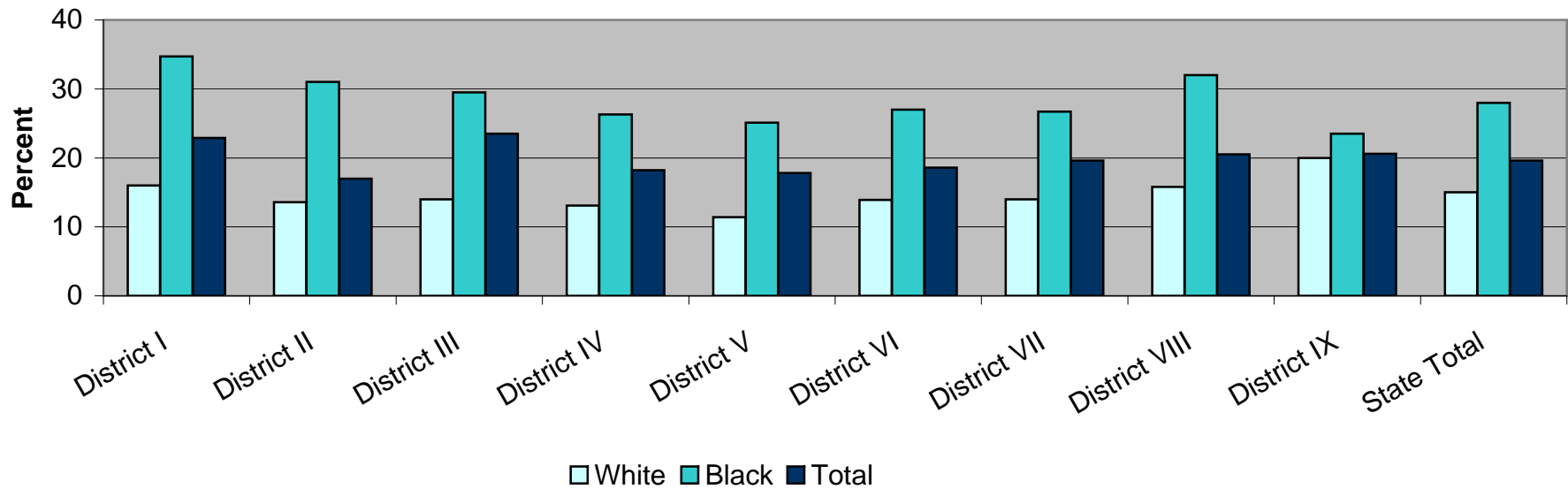


**Mental Health Not Good For More than 7 Days in Past Month**

	District I	District II	District III	District IV	District V	District VI	District VII	District VIII	District IX	State Total
White	16.0	11.8	13.3	14.8	11.5	13.3	15.2	19.6	20.2	15.3
Black	18.4	19.9	15.7	22.2	21.7	14.6	15.9	19.3	17.0	19.2
Total	16.9	13.4	14.8	17.6	16.2	13.8	15.5	19.5	19.6	16.7

Source: Mississippi Behavioral Risk Factor Surveillance Survey, 2009

## Unable to See a Doctor in Past 12 Months Because of Cost

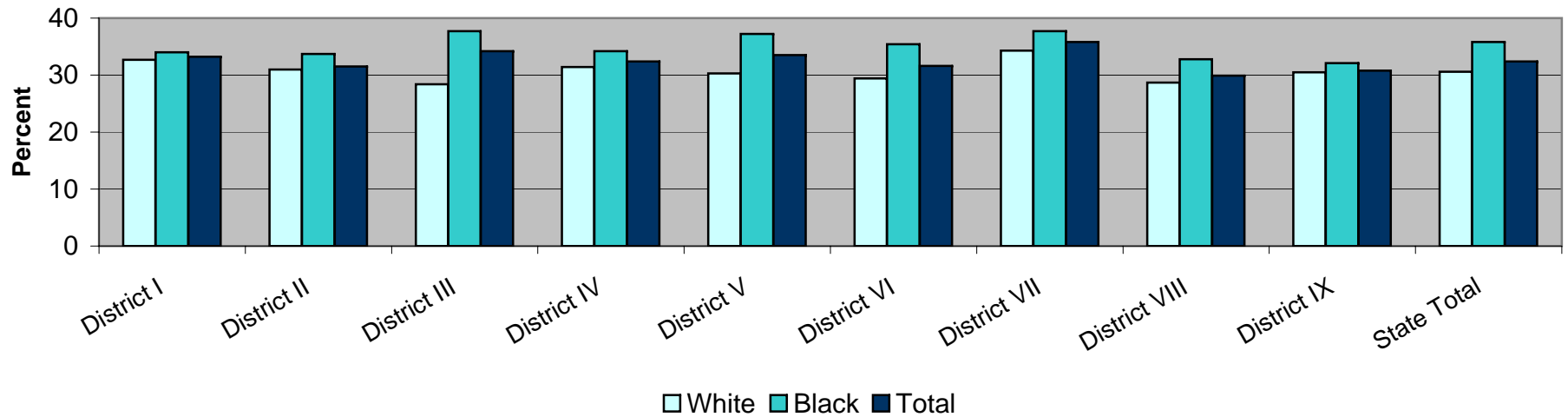


**Unable to See a Doctor in Past 12 Months Because of Cost**

	District I	District II	District III	District IV	District V	District VI	District VII	District VIII	District IX	State Total
White	16.0	13.6	14.0	13.1	11.4	13.9	14.0	15.8	20.0	15.0
Black	34.7	31.0	29.5	26.3	25.1	27.0	26.7	32.0	23.5	28.0
Total	22.9	17.0	23.5	18.2	17.8	18.6	19.6	20.5	20.6	19.6

Source: Mississippi Behavioral Risk Factor Surveillance Survey, 2009

## No Exercise in Past 30 Days

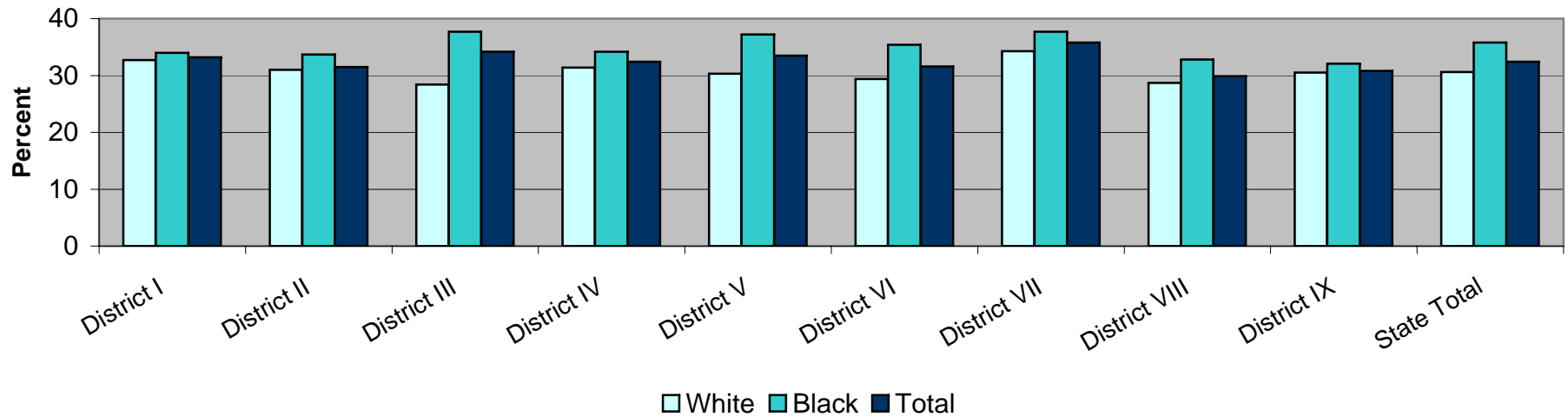


### No Exercise in Past 30 Days

	District I	District II	District III	District IV	District V	District VI	District VII	District VIII	District IX	State Total
White	32.7	31.0	28.4	31.4	30.3	29.4	34.3	28.7	30.5	30.6
Black	34.0	33.7	37.7	34.2	37.2	35.4	37.7	32.8	32.1	35.8
Total	33.2	31.5	34.2	32.4	33.5	31.6	35.8	29.9	30.8	32.4

Source: Mississippi Behavioral Risk Factor Surveillance Survey, 2009

## Report Moderate Physical Activity

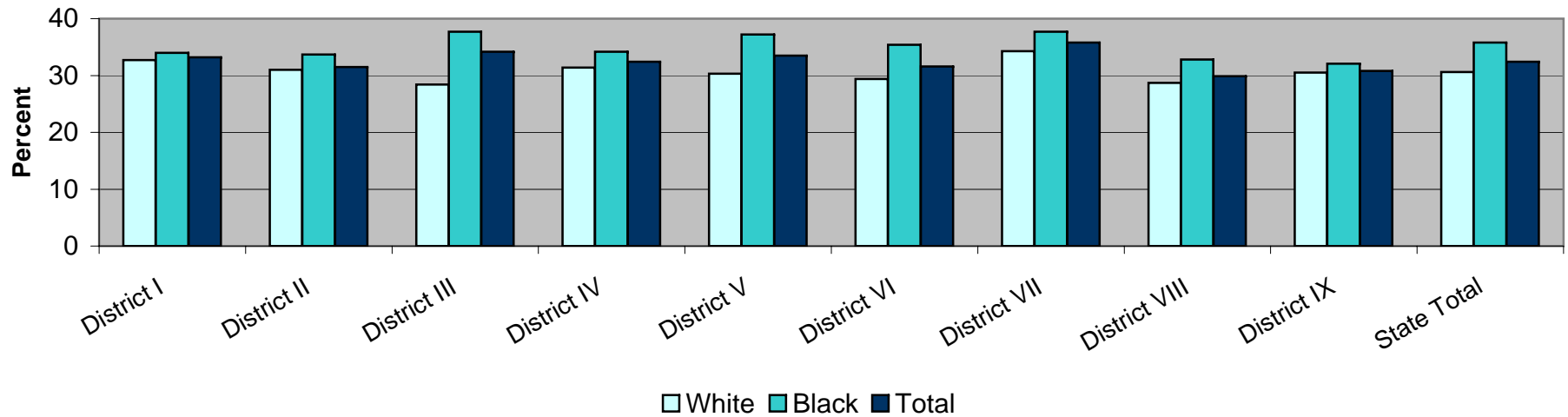


### Moderate Physical Activity

	District I	District II	District III	District IV	District V	District VI	District VII	District VIII	District IX	State Total
White	28.3	32.7	32.2	30.6	29.6	29.0	28.5	34.1	30.6	30.7
Black	24.4	17.6	19.2	17.9	20.4	26.4	25.9	20.0	24.0	21.3
Total	26.9	29.6	24.2	25.9	25.3	28.1	27.4	29.9	29.4	27.4

Source: Mississippi Behavioral Risk Factor Surveillance Survey, 2009

## Report Vigorous Physical Activity



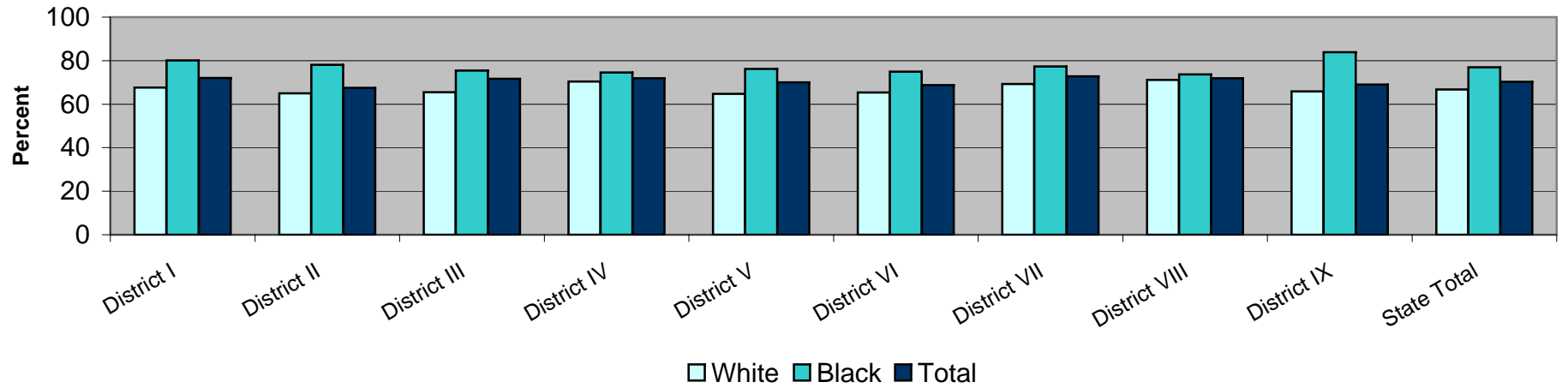
### Vigorous Physical Activity

	District I	District II	District III	District IV	District V	District VI	District VII	District VIII	District IX	State Total
White	21.4	16.8	16.5	20.9	24.7	21.9	14.6	20.1	22.0	20.7
Black	17.3	15.5	16.4	15.5	20.4	16.4	14.6	21.8	10.9	17.3
Total	19.9	16.5	16.4	18.8	22.7	20.0	14.6	20.6	20.0	19.5

Source: Mississippi Behavioral Risk Factor Surveillance Survey, 2009



## Overweight or Obese

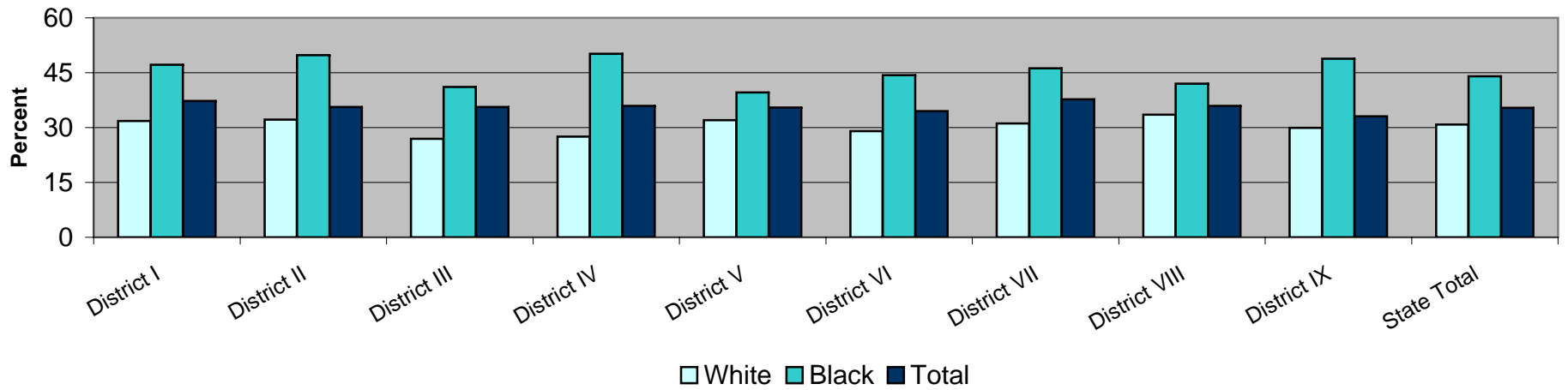


### At Risk Because of Being Overweight or Obese

	District I	District II	District III	District IV	District V	District VI	District VII	District VIII	District IX	State Total
White	67.6	65.0	65.5	70.4	64.7	65.4	69.3	71.1	65.9	66.8
Black	80.1	78.1	75.5	74.5	76.2	74.9	77.3	73.7	83.9	76.9
Total	72.1	67.5	71.6	71.9	70.0	68.8	72.8	71.9	69.0	70.3

Source: Mississippi Behavioral Risk Factor Surveillance Survey, 2009

# Obese

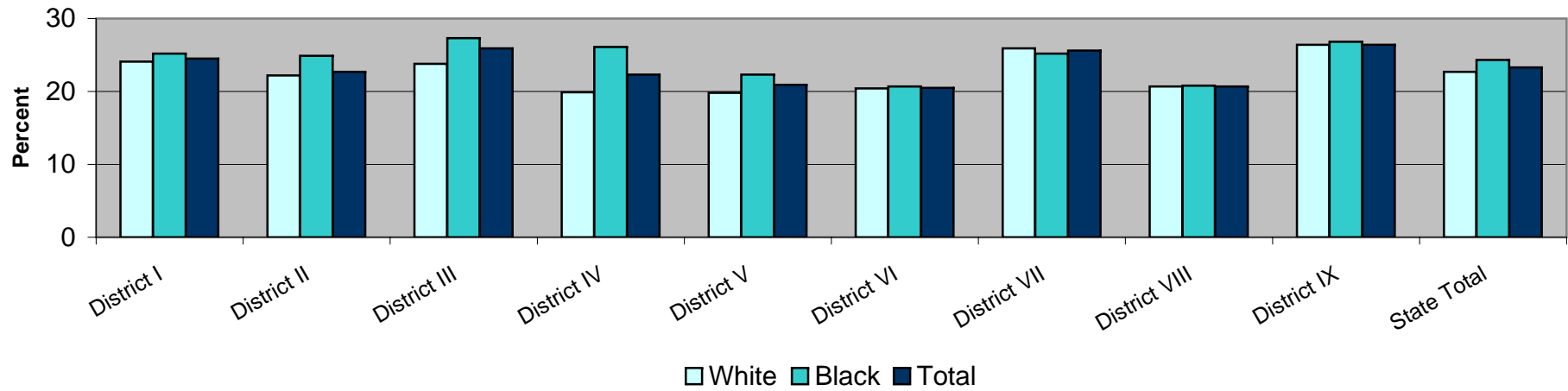


## At Risk Because of Being Obese

	District I	District II	District III	District IV	District V	District VI	District VII	District VIII	District IX	State Total
White	31.8	32.2	26.9	27.5	32.0	29.0	31.1	33.5	29.9	30.8
Black	47.2	49.8	41.1	50.2	39.6	44.3	46.2	42.0	48.8	44.0
Total	37.3	35.6	35.6	35.9	35.5	34.5	37.7	35.9	33.1	35.4

Source: Mississippi Behavioral Risk Factor Surveillance Survey, 2009

## Current Smoker

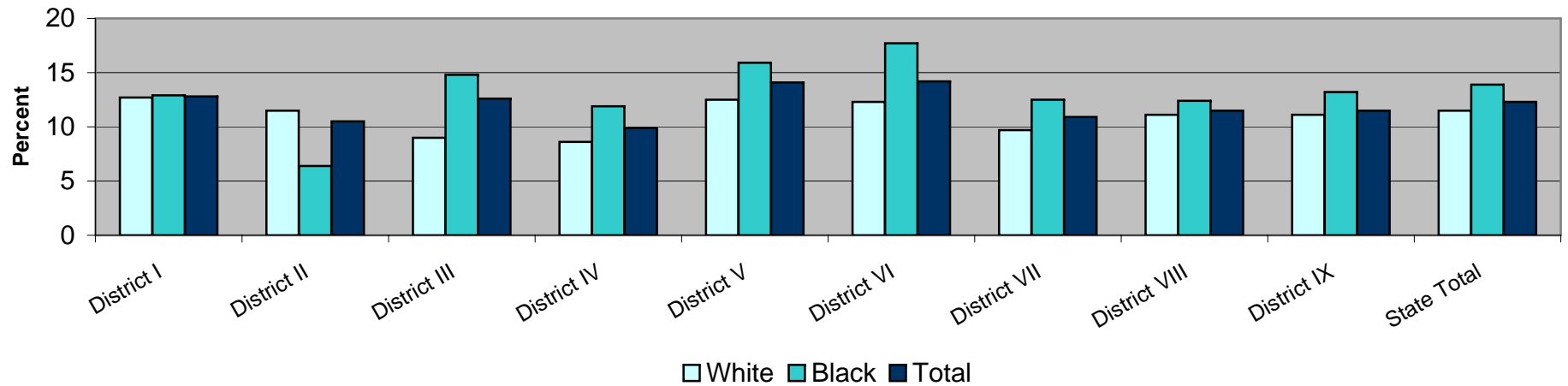


## Current Smoker

	District I	District II	District III	District IV	District V	District VI	District VII	District VIII	District IX	State Total
White	24.1	22.2	23.8	19.9	19.8	20.4	25.9	20.7	26.4	22.7
Black	25.2	24.9	27.3	26.1	22.3	20.7	25.2	20.8	26.8	24.3
Total	24.5	22.7	25.9	22.3	20.9	20.5	25.6	20.7	26.4	23.3

Source: Mississippi Behavioral Risk Factor Surveillance Survey, 2009

## Ever Had Asthma

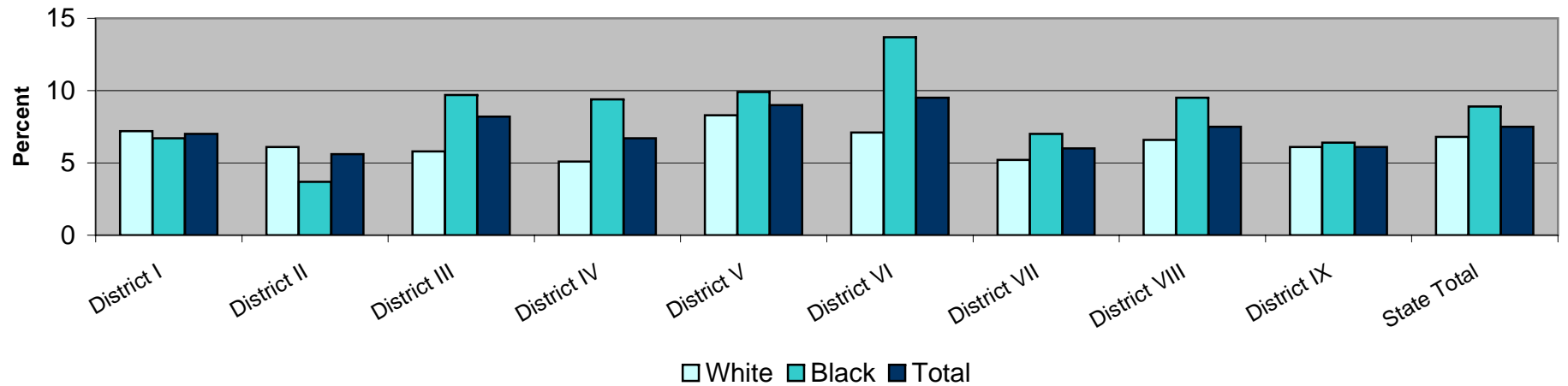


### Ever Had Asthma

	District I	District II	District III	District IV	District V	District VI	District VII	District VIII	District IX	State Total
White	12.7	11.5	9.0	8.6	12.5	12.3	9.7	11.1	11.1	11.5
Black	12.9	6.4	14.8	11.9	15.9	17.7	12.5	12.4	13.2	13.9
Total	12.8	10.5	12.6	9.9	14.1	14.2	10.9	11.5	11.5	12.3

Source: Mississippi Behavioral Risk Factor Surveillance Survey, 2009

## Presently Have Asthma

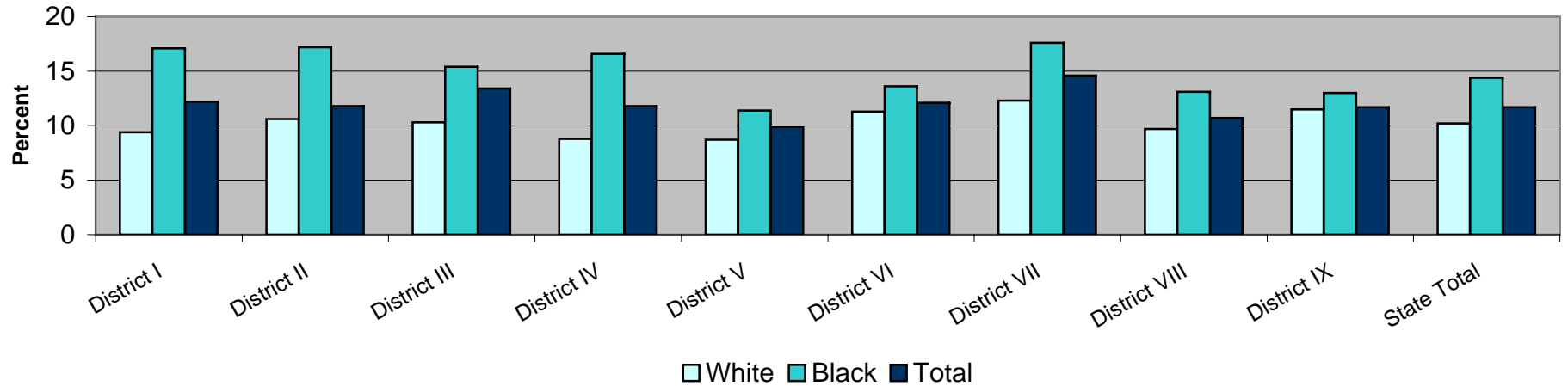


### Presently Have Asthma

	District I	District II	District III	District IV	District V	District VI	District VII	District VIII	District IX	State Total
White	7.2	6.1	5.8	5.1	8.3	7.1	5.2	6.6	6.1	6.8
Black	6.7	3.7	9.7	9.4	9.9	13.7	7.0	9.5	6.4	8.9
Total	7.0	5.6	8.2	6.7	9.0	9.5	6.0	7.5	6.1	7.5

Source: Mississippi Behavioral Risk Factor Surveillance Survey, 2009

## Ever Diagnosed With Diabetes

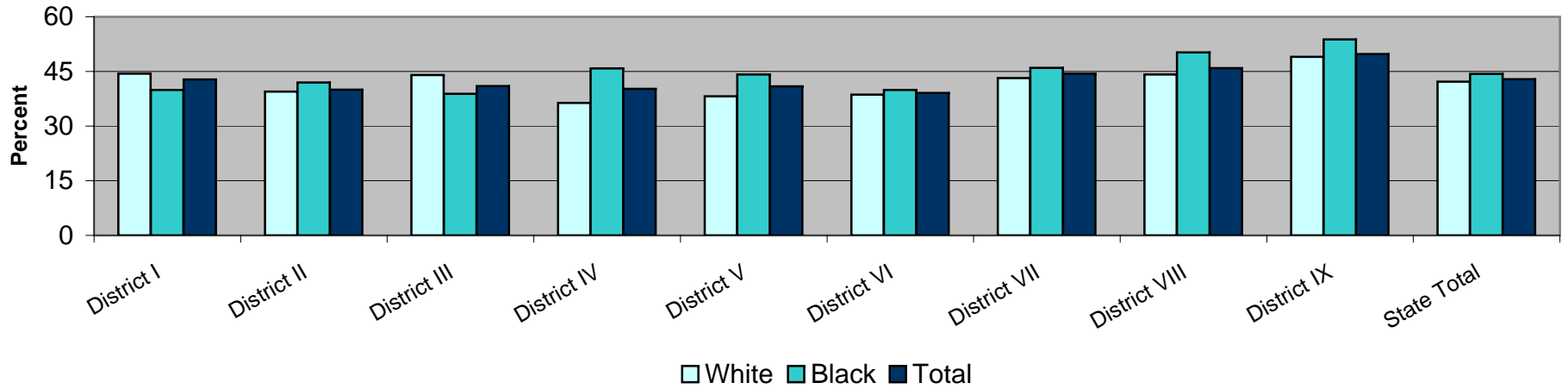


### Ever Diagnosed With Diabetes

	District I	District II	District III	District IV	District V	District VI	District VII	District VIII	District IX	State Total
White	9.4	10.6	10.3	8.8	8.7	11.3	12.3	9.7	11.5	10.2
Black	17.1	17.2	15.4	16.6	11.4	13.6	17.6	13.1	13.0	14.4
Total	12.2	11.8	13.4	11.8	9.9	12.1	14.6	10.7	11.7	11.7

Source: Mississippi Behavioral Risk Factor Surveillance Survey, 2009

## Insufficient Sleep Last 14 Days

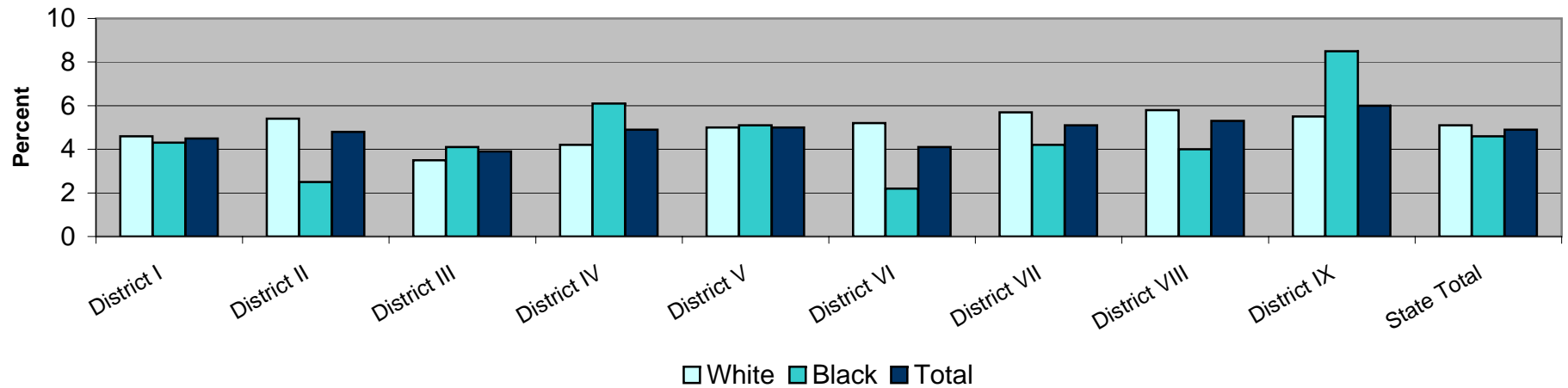


### Insufficient Sleep Last 14 Days

	District I	District II	District III	District IV	District V	District VI	District VII	District VIII	District IX	State Total
White	44.4	39.5	44.0	36.4	38.2	38.6	43.2	44.2	49.0	42.2
Black	39.9	42.0	38.9	45.8	44.2	39.9	46.0	50.2	53.8	44.3
Total	42.8	40.0	41.0	40.2	40.9	39.1	44.4	45.9	49.8	42.9

Source: Mississippi Behavioral Risk Factor Surveillance Survey, 2009

## Ever Diagnosed With A Heart Attack



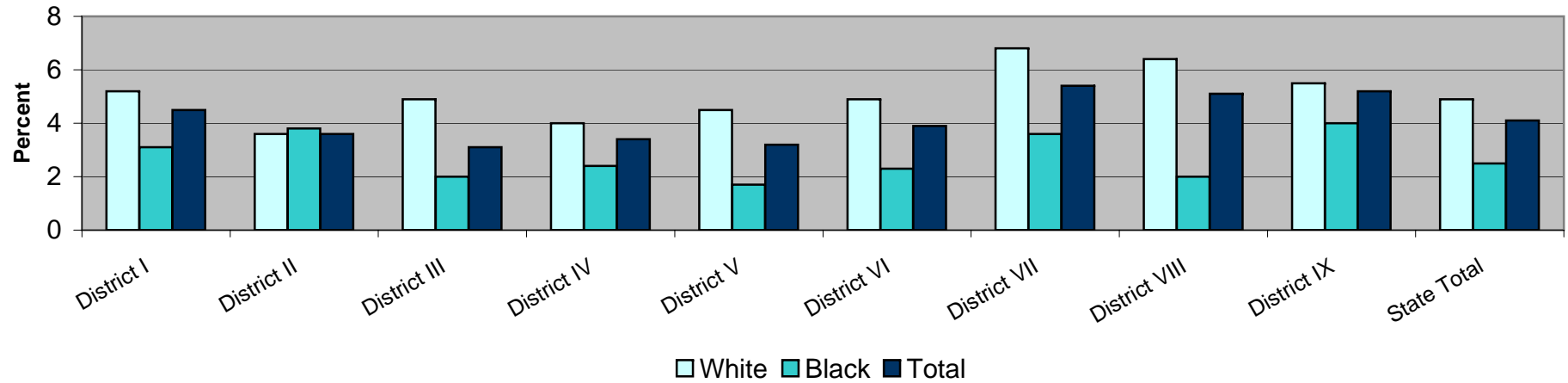
### Ever Diagnosed With A Heart Attack

	District I	District II	District III	District IV	District V	District VI	District VII	District VIII	District IX	State Total
White	4.6	5.4	3.5	4.2	5.0	5.2	5.7	5.8	5.5	5.1
Black	4.3	2.5	4.1	6.1	5.1	2.2	4.2	4.0	8.5	4.6
Total	4.5	4.8	3.9	4.9	5.0	4.1	5.1	5.3	6.0	4.9

Source: Mississippi Behavioral Risk Factor Surveillance Survey, 2009



## Ever Diagnosed With Coronary Heart Disease

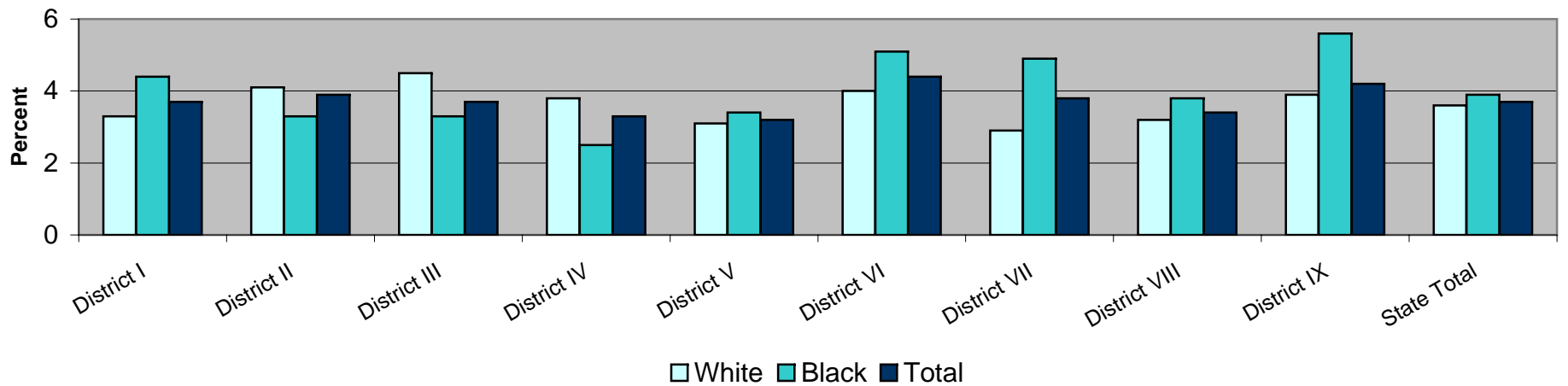


### Ever Diagnosed With Coronary Heart Disease

	District I	District II	District III	District IV	District V	District VI	District VII	District VIII	District IX	State Total
White	5.2	3.6	4.9	4.0	4.5	4.9	6.8	6.4	5.5	4.9
Black	3.1	3.8	2.0	2.4	1.7	2.3	3.6	2.0	4.0	2.5
Total	4.5	3.6	3.1	3.4	3.2	3.9	5.4	5.1	5.2	4.1

Source: Mississippi Behavioral Risk Factor Surveillance Survey, 2009

## Ever Diagnosed With a Stroke

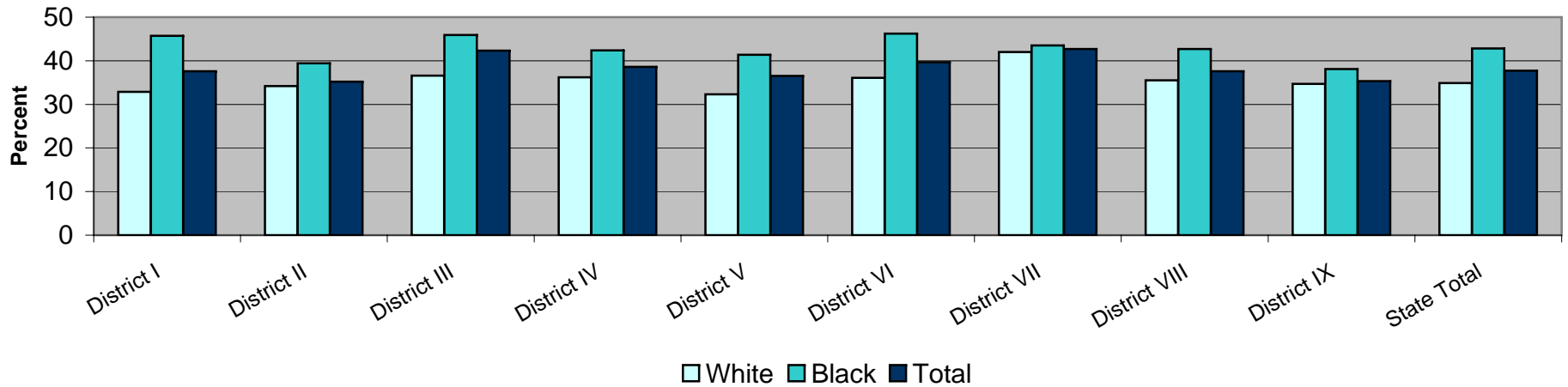


### Ever Diagnosed With A Stroke

	District I	District II	District III	District IV	District V	District VI	District VII	District VIII	District IX	State Total
White	3.3	4.1	4.5	3.8	3.1	4.0	2.9	3.2	3.9	3.6
Black	4.4	3.3	3.3	2.5	3.4	5.1	4.9	3.8	5.6	3.9
Total	3.7	3.9	3.7	3.3	3.2	4.4	3.8	3.4	4.2	3.7

Source: Mississippi Behavioral Risk Factor Surveillance Survey, 2009

## Ever Told That Blood Pressure is High

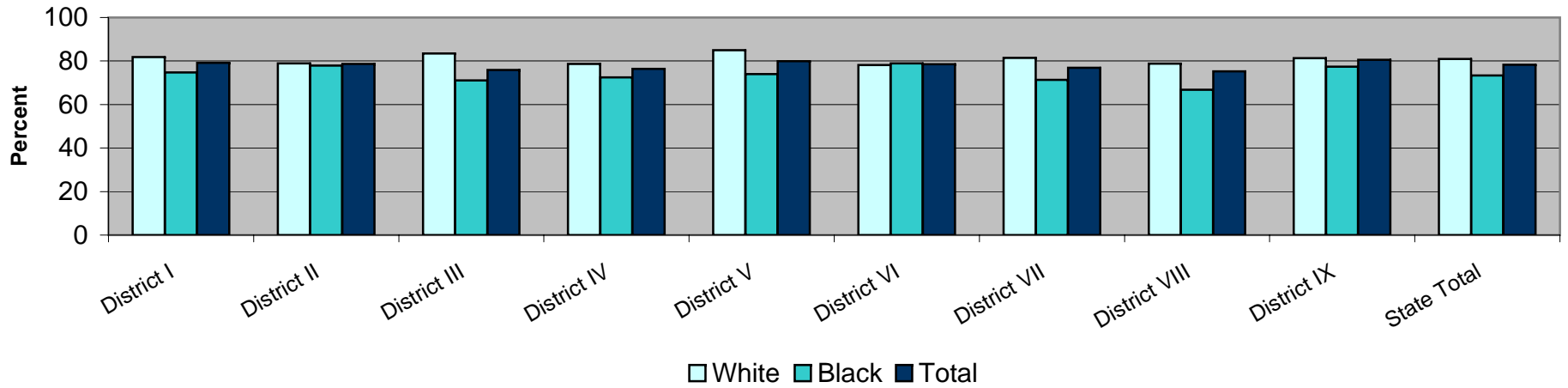


### Ever Told Blood That Pressure is High

	District I	District II	District III	District IV	District V	District VI	District VII	District VIII	District IX	State Total
White	32.9	34.2	36.6	36.2	32.3	36.1	42.0	35.5	34.7	34.9
Black	45.7	39.4	45.9	42.4	41.4	46.2	43.5	42.7	38.1	42.8
Total	37.6	35.2	42.3	38.6	36.5	39.7	42.7	37.6	35.3	37.7

Source: Mississippi Behavioral Risk Factor Surveillance Survey, 2009

## Ever Had Cholesterol Checked

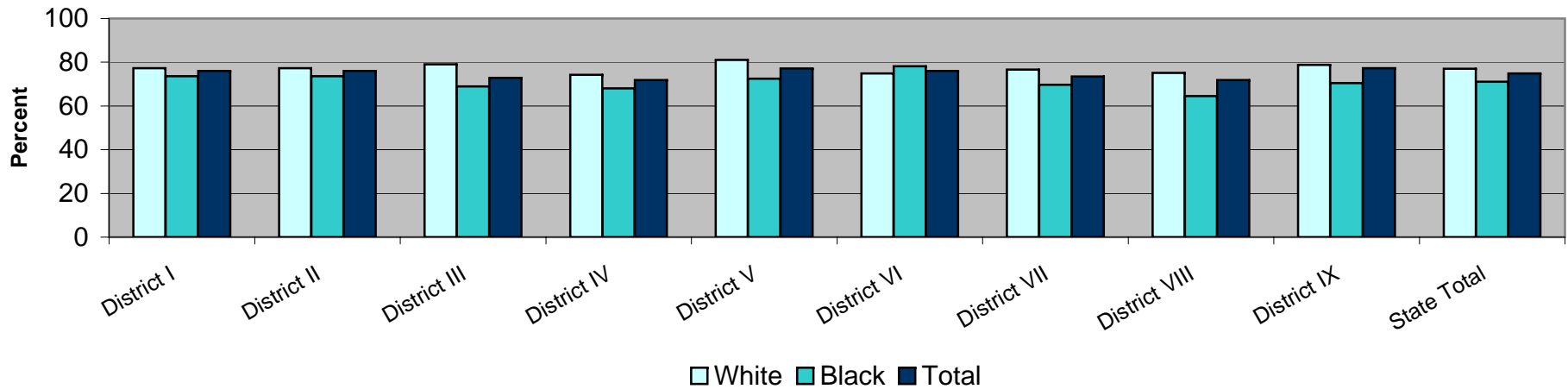


### Ever Had Cholesterol Checked

	District I	District II	District III	District IV	District V	District VI	District VII	District VIII	District IX	State Total
White	81.8	78.9	83.5	78.7	85.0	78.2	81.4	78.8	81.3	80.9
Black	74.7	77.9	71.1	72.5	74.0	78.9	71.3	66.8	77.4	73.4
Total	79.2	78.7	75.9	76.4	79.9	78.5	76.9	75.2	80.6	78.3

Source: Mississippi Behavioral Risk Factor Surveillance Survey, 2009

## Cholesterol Checked in Past Five Years

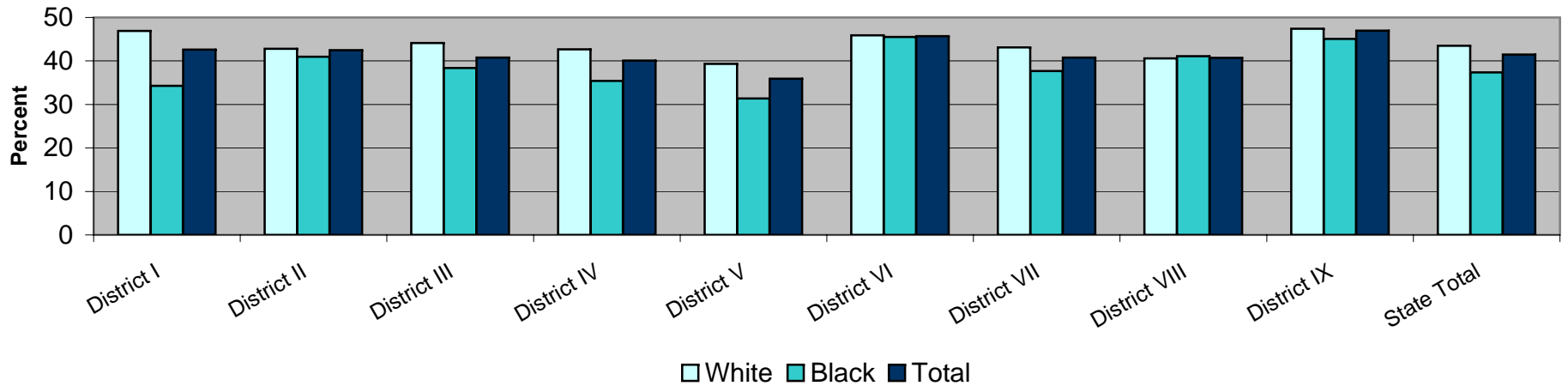


### Cholesterol Checked in Past Five Years

	District I	District II	District III	District IV	District V	District VI	District VII	District VIII	District IX	State Total
White	77.3	77.3	79.0	74.2	81.0	74.9	76.6	75.1	78.8	77.0
Black	73.6	73.6	68.9	68.1	72.5	78.1	69.7	64.5	70.4	71.1
Total	76.0	76.0	72.8	71.9	77.1	76.0	73.5	71.9	77.3	74.9

Source: Mississippi Behavioral Risk Factor Surveillance Survey, 2009

## Ever Told That Cholesterol is High



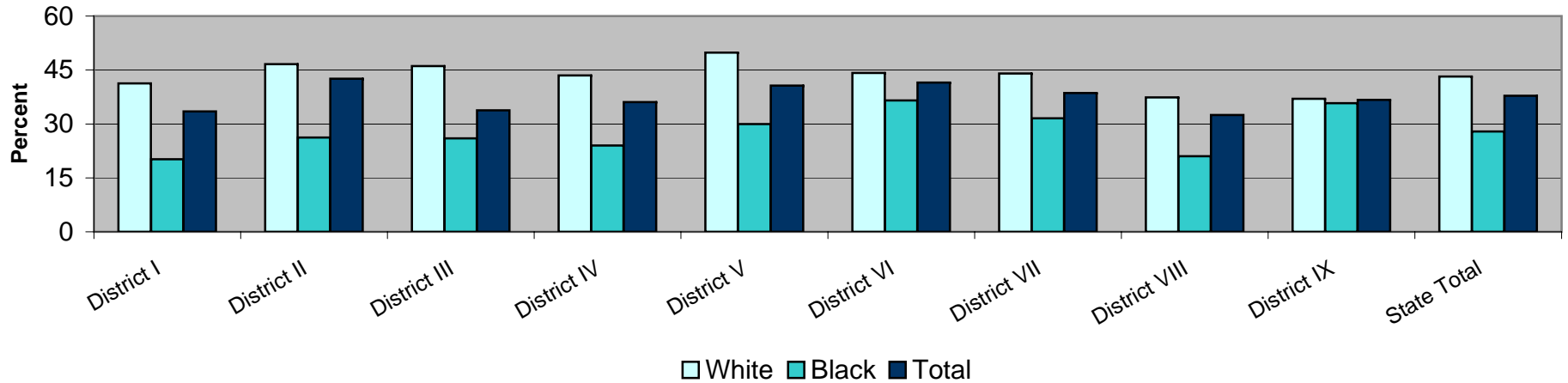
### Ever Told That Cholesterol is High

	District I	District II	District III	District IV	District V	District VI	District VII	District VIII	District IX	State Total
White	46.9	42.8	44.1	42.7	39.3	45.9	43.1	40.6	47.4	43.5
Black	34.3	41.0	38.4	35.4	31.4	45.5	37.7	41.1	45.1	37.4
Total	42.6	42.5	40.8	40.1	35.9	45.7	40.8	40.7	47.0	41.5

Source: Mississippi Behavioral Risk Factor Surveillance Survey, 2009

Note: Denominator is those who have ever had cholesterol checked.

## Flu Shot in Past 12 Months

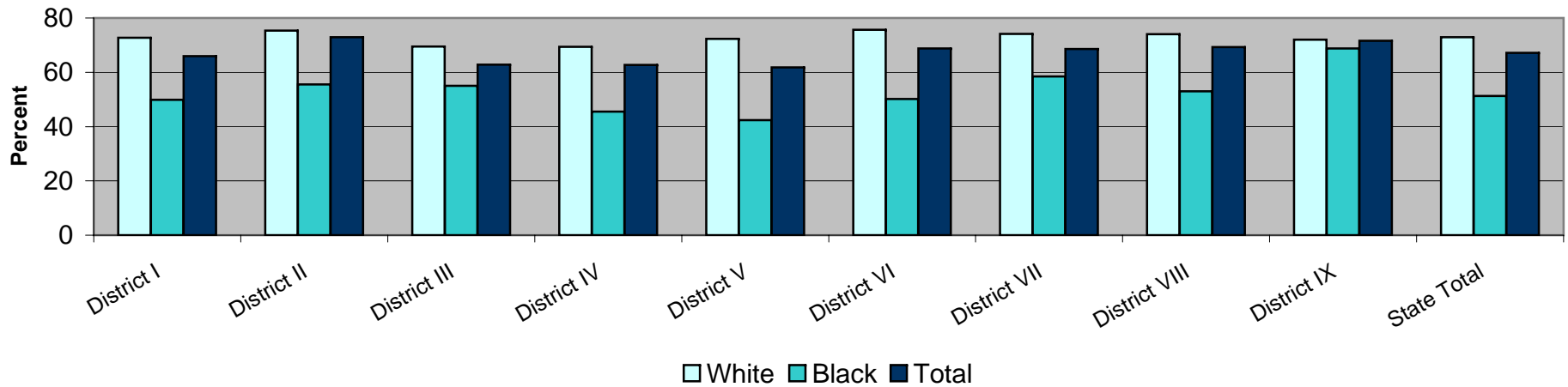


### Flu Shot in Past 12 Months

	District I	District II	District III	District IV	District V	District VI	District VII	District VIII	District IX	State Total
White	41.3	46.6	46.1	43.5	49.8	44.2	44.0	37.4	37.0	43.2
Black	20.2	26.2	26.0	24.0	30.0	36.5	31.6	21.0	35.8	27.9
Total	33.5	42.6	33.8	36.1	40.7	41.5	38.6	32.5	36.7	37.8

Source: Mississippi Behavioral Risk Factor Surveillance Survey, 2009

## Flu Shot in Past 12 Months (Age 65+)



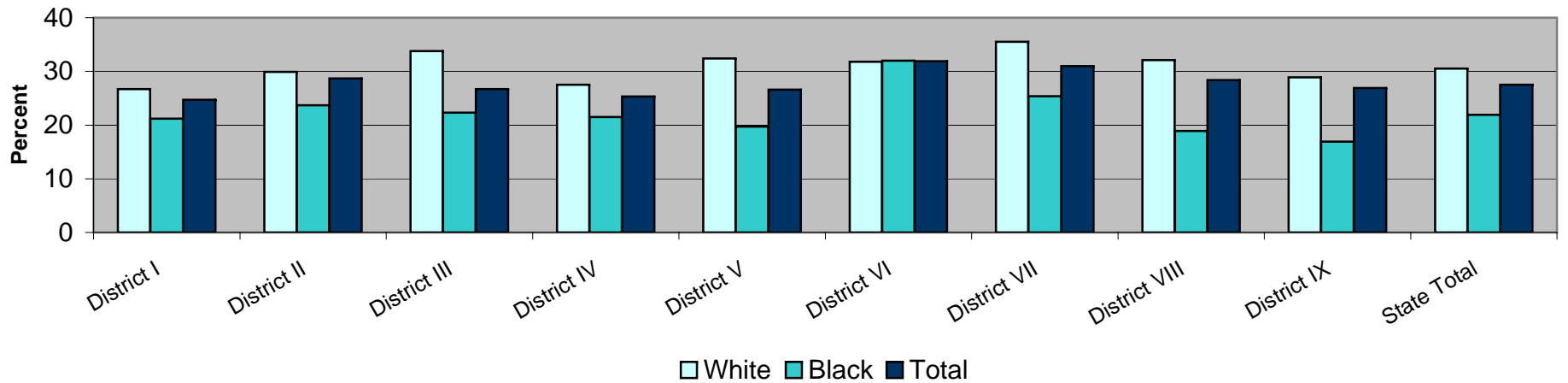
### Flu Shot in Past 12 Months (Age 65+)

	District I	District II	District III	District IV	District V	District VI	District VII	District VIII	District IX	State Total
White	72.7	75.3	69.5	69.4	72.3	75.7	74.1	74.0	72.0	72.9
Black	49.9	55.5	55.0	45.5	42.4	50.2	58.5	53.0	68.8	51.3
Total	65.9	72.9	62.8	62.7	61.8	68.8	68.6	69.3	71.6	67.2

Source: Mississippi Behavioral Risk Factor Surveillance Survey, 2009



## Ever Had Pneumonia Vaccination

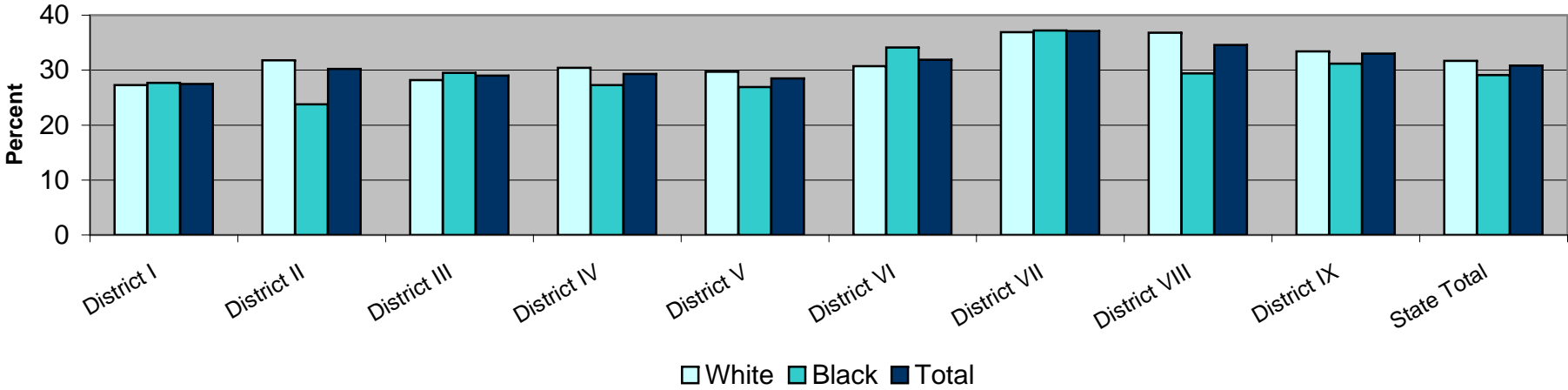


### Ever Had Pneumonia Vaccine

	District I	District II	District III	District IV	District V	District VI	District VII	District VIII	District IX	State Total
White	26.7	29.9	33.8	27.5	32.4	31.8	35.5	32.1	28.9	30.5
Black	21.2	23.7	22.3	21.5	19.7	32.0	25.4	18.9	16.9	21.9
Total	24.7	28.7	26.7	25.3	26.6	31.9	31.0	28.4	26.9	27.5

Source: Mississippi Behavioral Risk Factor Surveillance Survey, 2009

# Ever Diagnosed With Arthritis

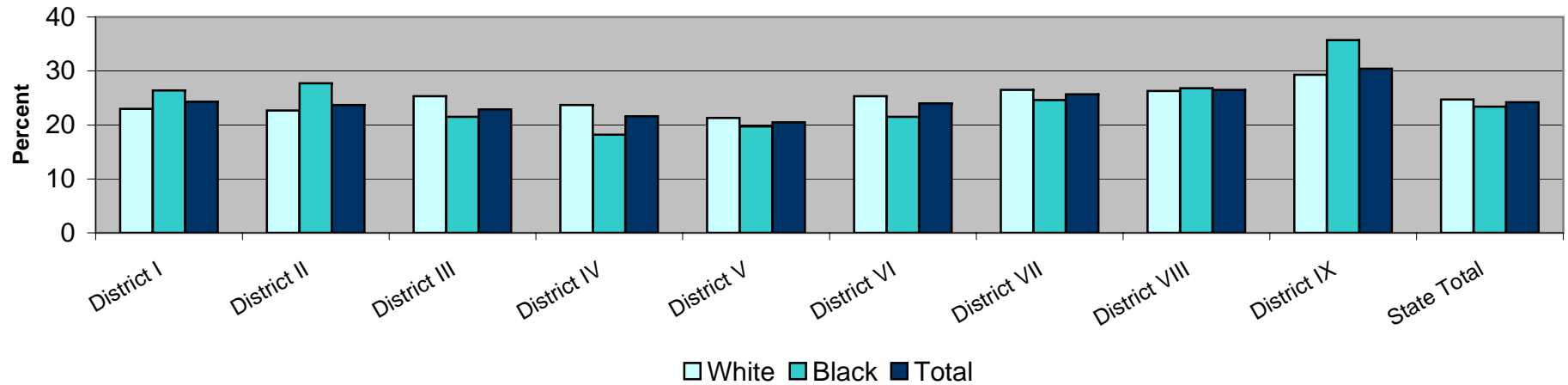


## Ever Diagnosed With Arthritis

	District I	District II	District III	District IV	District V	District VI	District VII	District VIII	District IX	State Total
White	27.3	31.8	28.2	30.4	29.7	30.7	36.9	36.8	33.4	31.7
Black	27.7	23.8	29.5	27.3	26.9	34.1	37.2	29.4	31.2	29.1
Total	27.5	30.2	29.0	29.3	28.5	31.9	37.1	34.6	33.0	30.8

Source: Mississippi Behavioral Risk Factor Surveillance Survey, 2009

## Activities Limited by Health Problems

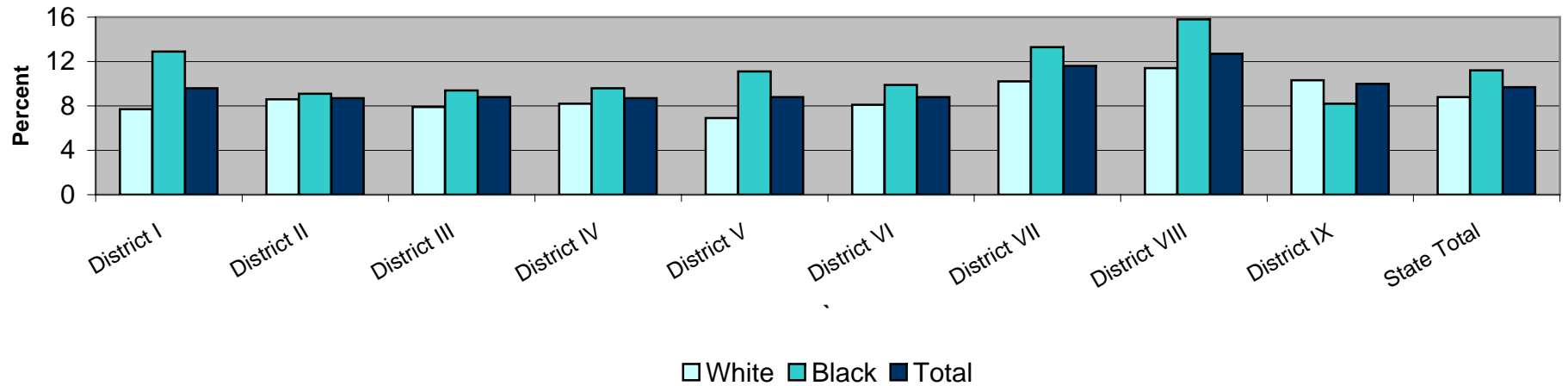


### Activities Limited by Health Problems

	District I	District II	District III	District IV	District V	District VI	District VII	District VIII	District IX	State Total
White	23.0	22.7	25.3	23.7	21.3	25.3	26.5	26.3	29.3	24.7
Black	26.4	27.7	21.5	18.2	19.7	21.5	24.6	26.8	35.7	23.4
Total	24.3	23.7	22.9	21.6	20.5	24.0	25.7	26.5	30.4	24.2

Source: Mississippi Behavioral Risk Factor Surveillance Survey, 2009

## Special Equipment Needed For Health Problems

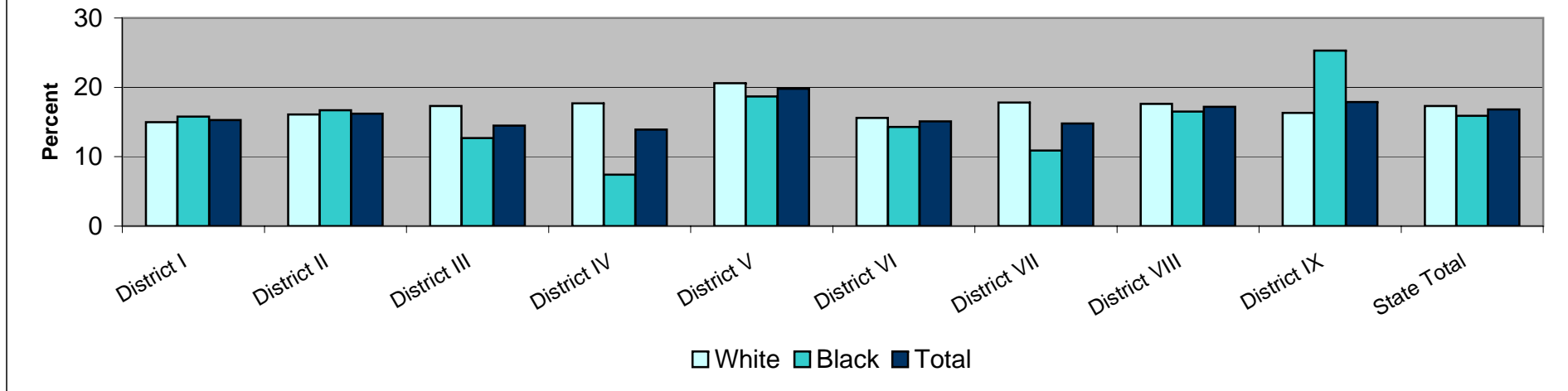


**Special Equipment Needed for Health Problems**

	District I	District II	District III	District IV	District V	District VI	District VII	District VIII	District IX	State Total
White	7.7	8.6	7.9	8.2	6.9	8.1	10.2	11.4	10.3	8.8
Black	12.9	9.1	9.4	9.6	11.1	9.9	13.3	15.8	8.2	11.2
Total	9.6	8.7	8.8	8.7	8.8	8.8	11.6	12.7	10.0	9.7

Source: Mississippi Behavioral Risk Factor Surveillance Survey, 2009

## Eat Fruit and Vegetables at Least Five Times Per Day

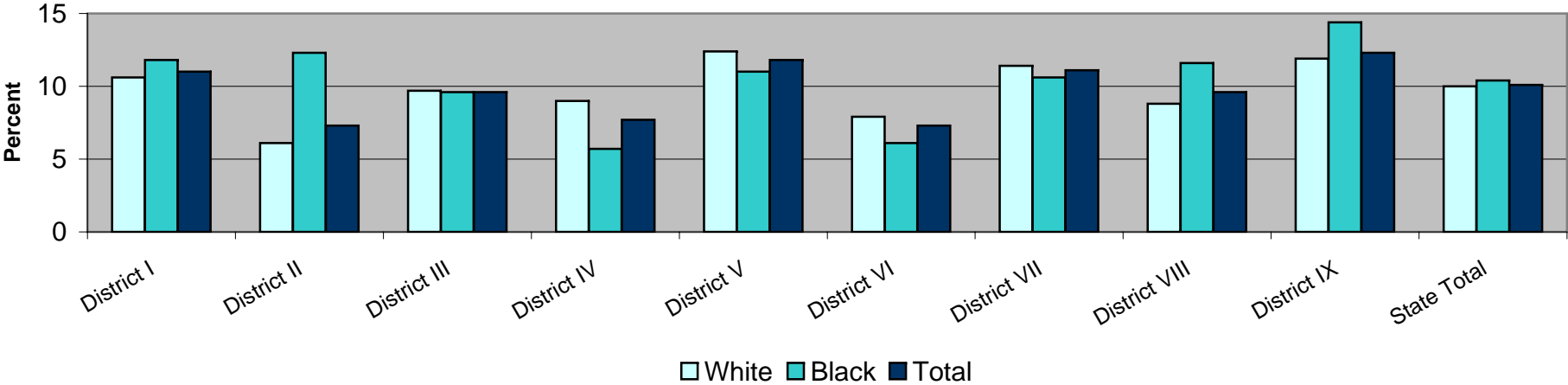


### Eat Fruits and Vegetables at Least Five Times Per Day

	District I	District II	District III	District IV	District V	District VI	District VII	District VIII	District IX	State Total
White	15.0	16.1	17.3	17.7	20.6	15.6	17.8	17.6	16.3	17.3
Black	15.8	16.7	12.7	7.4	18.7	14.3	10.9	16.5	25.3	15.9
Total	15.3	16.2	14.5	13.9	19.8	15.1	14.8	17.2	17.9	16.8

Source: Mississippi Behavioral Risk Factor Surveillance Survey, 2009

# At Risk Because of Binge Drinking

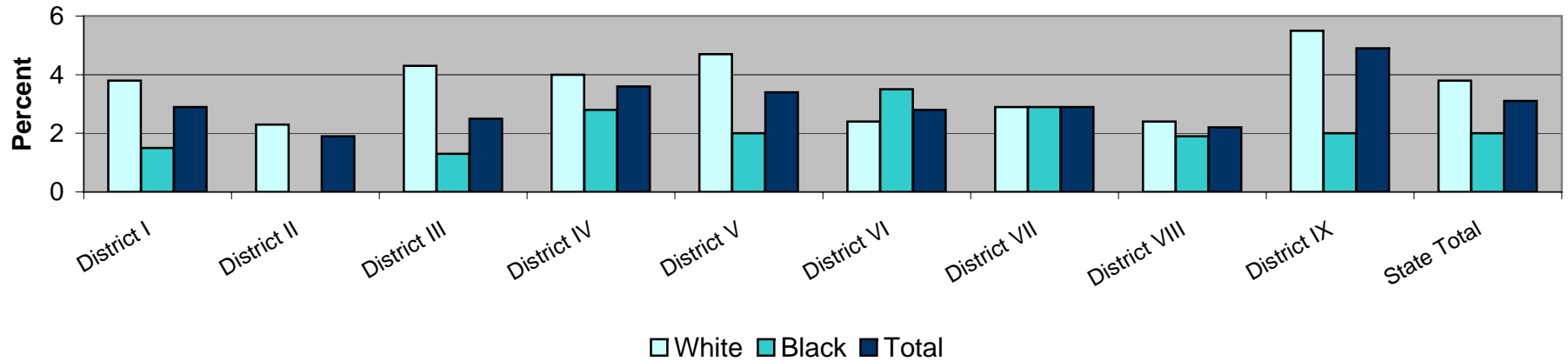


## At Risk Because of Binge Drinking

	District I	District II	District III	District IV	District V	District VI	District VII	District VIII	District IX	State Total
White	10.6	6.1	9.7	9.0	12.4	7.9	11.4	8.8	11.9	10.0
Black	11.8	12.3	9.6	5.7	11.0	6.1	10.6	11.6	14.4	10.4
Total	11.0	7.3	9.6	7.7	11.8	7.3	11.1	9.6	12.3	10.1

Source: Mississippi Behavioral Risk Factor Surveillance Survey, 2009

## At Risk Because of Heavy Drinking

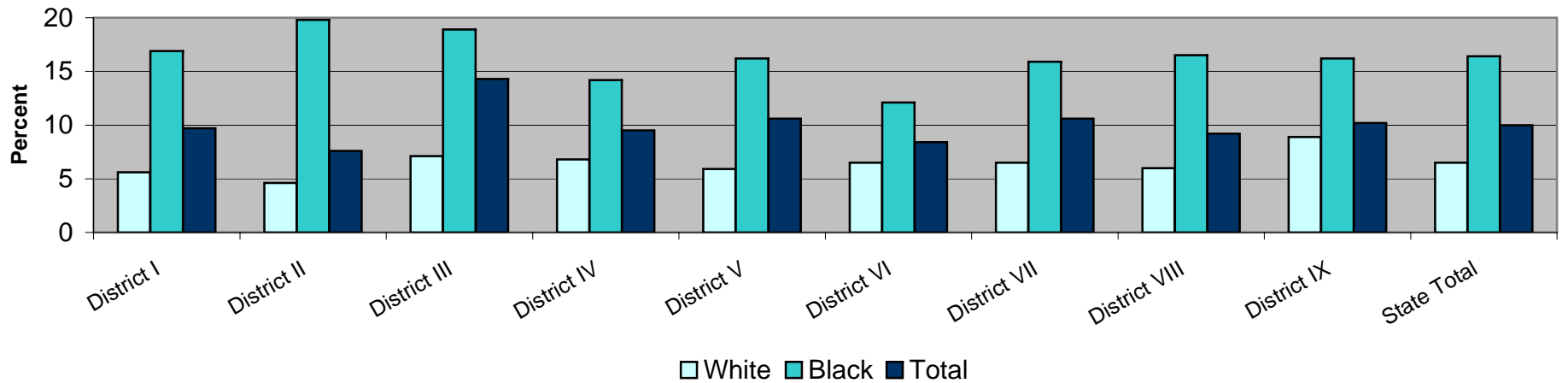


### At Risk Because of Heavy Drinking

	District I	District II	District III	District IV	District V	District VI	District VII	District VIII	District IX	State Total
White	3.8	2.3	4.3	4.0	4.7	2.4	2.9	2.4	5.5	3.8
Black	1.5	0.0	1.3	2.8	2.0	3.5	2.9	1.9	2.0	2.0
Total	2.9	1.9	2.5	3.6	3.4	2.8	2.9	2.2	4.9	3.1

Source: Mississippi Behavioral Risk Factor Surveillance Survey, 2009

## Rarely or Never Get Emotional Support Needed



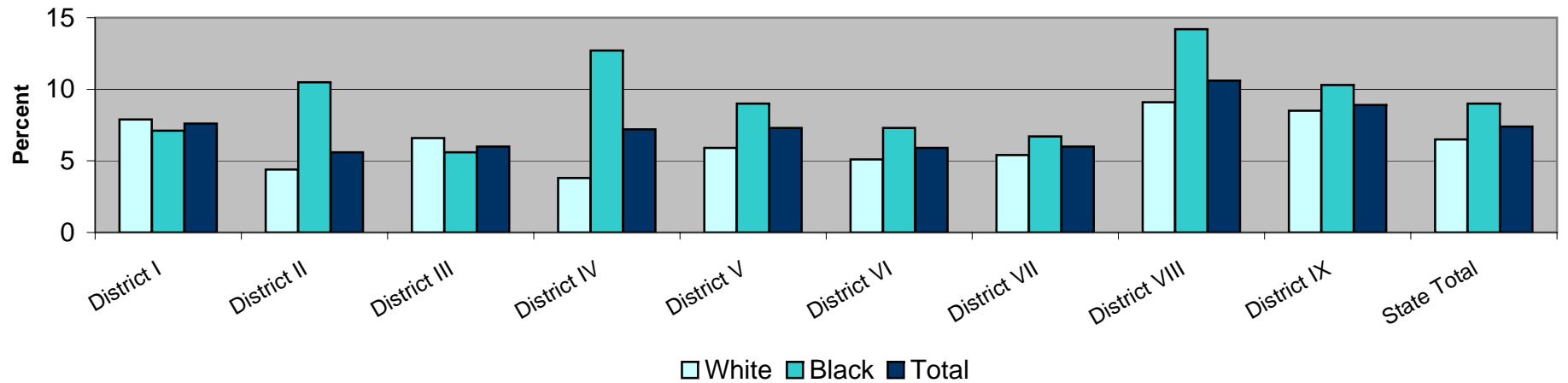
### Rarely or Never Get Emotional Support Needed

	District I	District II	District III	District IV	District V	District VI	District VII	District VIII	District IX	State Total
White	5.6	4.6	7.1	6.8	5.9	6.5	6.5	6.0	8.9	6.5
Black	16.9	19.8	18.9	14.2	16.2	12.1	15.9	16.5	16.2	16.4
Total	9.7	7.6	14.3	9.5	10.6	8.4	10.6	9.2	10.2	10.0

Source: Mississippi Behavioral Risk Factor Surveillance Survey, 2009



## Dissatisfied or Very Dissatisfied With Life

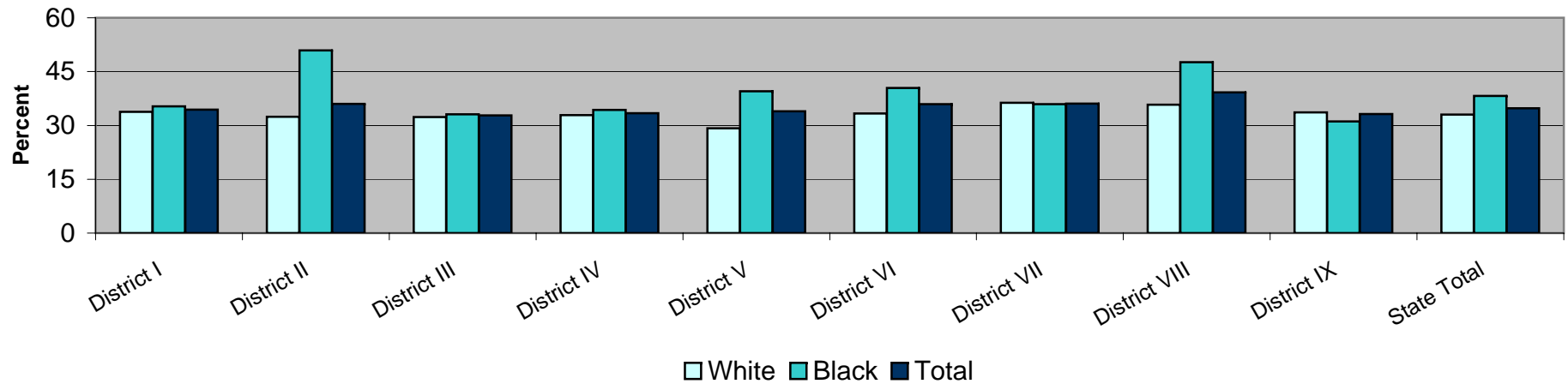


### Dissatisfied or Very Dissatisfied With Life

	District I	District II	District III	District IV	District V	District VI	District VII	District VIII	District IX	State Total
White	7.9	4.4	6.6	3.8	5.9	5.1	5.4	9.1	8.5	6.5
Black	7.1	10.5	5.6	12.7	9.0	7.3	6.7	14.2	10.3	9.0
Total	7.6	5.6	6.0	7.2	7.3	5.9	6.0	10.6	8.9	7.4

Source: Mississippi Behavioral Risk Factor Surveillance Survey, 2009

## Provided Care to Someone in Past 30 Days

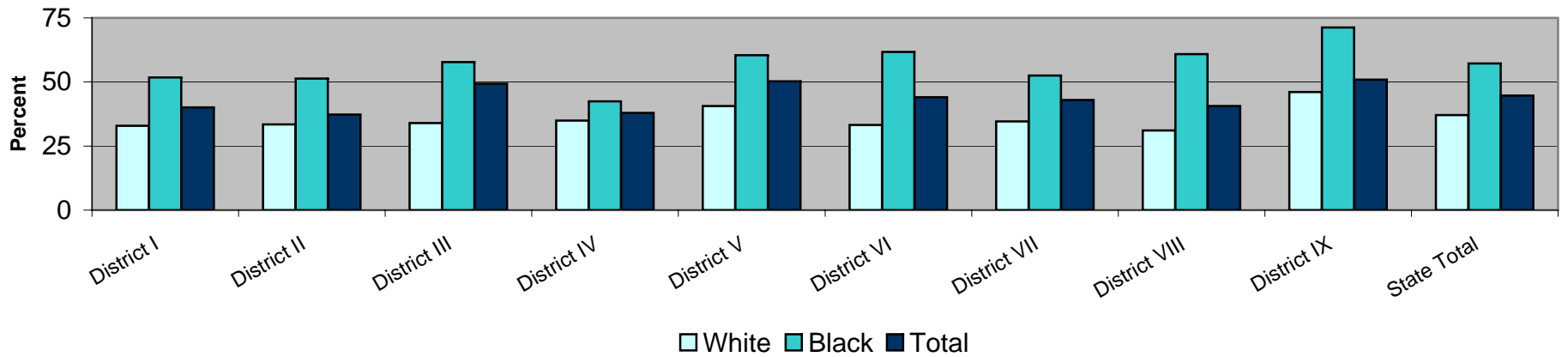


### Provided Care to Someone in Past 30 days

	District I	District II	District III	District IV	District V	District VI	District VII	District VIII	District IX	State Total
White	33.8	32.4	32.3	32.9	29.2	33.3	36.3	35.8	33.6	33.0
Black	35.3	50.9	33.1	34.3	39.5	40.4	35.9	47.6	31.1	38.2
Total	34.4	36.0	32.8	33.4	33.9	35.9	36.1	39.2	33.2	34.8

Source: Mississippi Behavioral Risk Factor Surveillance Survey, 2009

## Ever Tested For HIV (Age 18-64)

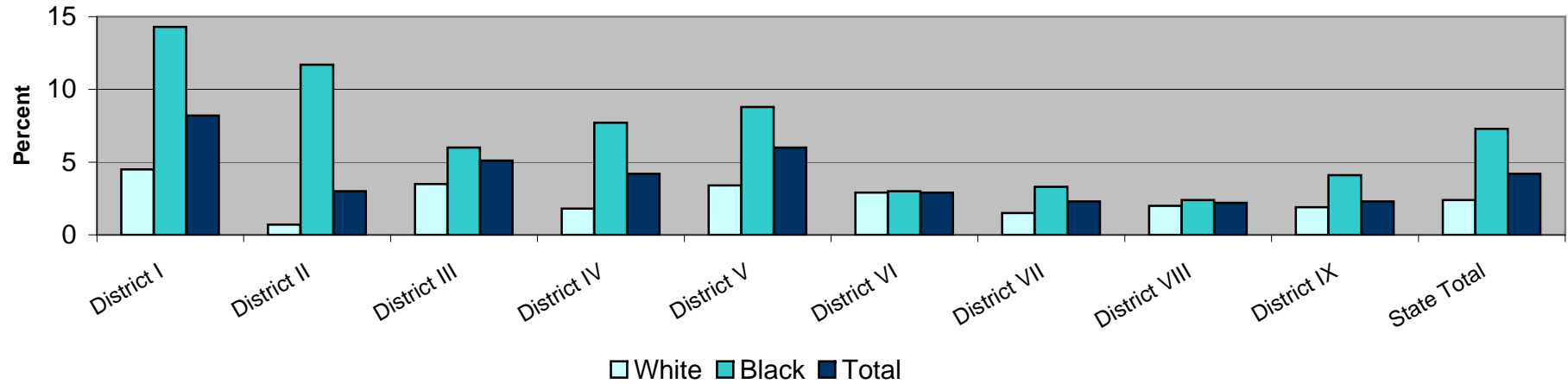


### Ever Tested for HIV ( Age 18-64)

	District I	District II	District III	District IV	District V	District VI	District VII	District VIII	District IX	State Total
White	32.9	33.4	34.0	34.9	40.6	33.2	34.6	31.1	46.1	37.1
Black	51.8	51.3	57.7	42.4	60.4	61.7	52.5	60.9	71.3	57.2
Total	40.1	37.3	49.3	37.9	50.2	44.0	43.0	40.6	50.9	44.7

Source: Mississippi Behavioral Risk Factor Surveillance Survey, 2009

## Participated in High Risk Behavior (Age 18-64)



### Participated in High Risk Behavior (Age 18-64)

	District I	District II	District III	District IV	District V	District VI	District VII	District VIII	District IX	State Total
White	4.5	0.7	3.5	1.8	3.4	2.9	1.5	2.0	1.9	2.4
Black	14.3	11.7	6.0	7.7	8.8	3.0	3.3	2.4	4.1	7.3
Total	8.2	3.0	5.1	4.2	6.0	2.9	2.3	2.2	2.3	4.2

Source: Mississippi Behavioral Risk Factor Surveillance Survey, 2009