

Bureau of Health Facilities Licensure and
Certification

**Report on Institutions for
the Aged or Infirm
2016**

Mississippi State Department of Health

2016
Annual Report on
Institutions for the Aged or Infirm

Licensed by

Mississippi State Department of Health
P.O. Box 1700
Jackson, Mississippi 39216

Published July 2017

Health Facilities Licensure and Certification
Marilynn Winborne, Director

Table of Contents

Preface.....I

Table I: Nursing Facility Bed Count, Patient Census, Patients Served, and New Admissions as of December 31, 2016. 1

Table II: Nursing Facility Ownership and Percentage Distribution by Number of Facilities and Licensed Beds as of December 31, 2016. 2

Table III: Nursing Facility Employees and Percentage Distribution by Title and Whether Full-Time or Part-Time as of December 31, 2016 3

Table IV: Licensed Bed Capacity and Beds Set Up and Staffed for Nursing Facilities as of December 31, 2016. 4

Table V: 2016 Nursing Facility Licensed Beds, Occupancy Rates and Average Daily Census 9

Table VI: Nursing Facility Bed Count by County and Type of Accommodation as of December 31, 2016. 18

Table VII: Nursing Facility Bed Count and Percentage Distribution by Type of Accommodation as of December 31, 2016. .. 20

Table VIII: Nursing Facilities by Bed Size as of December 31, 2016. 20

Table IX: Nursing Facilities by Bed Size and County as of December 31, 2016. 21

Table X: Patients Served During 2016 in Nursing Facilities by Age Group and Sex. 23

Table XI: Number of Nursing Facility Patients by Sex in 2016. .. 24

Table XII: Ambulation Status of Patients in Nursing Facilities as of December 31, 2016 and Total Days of Patient Care 24

Table XIII: 2016 Nursing Facility Admissions 25

Table XIV: 2016 Nursing Facility Admissions by Fee Source. 25

Table XV: Destination of Patients Discharged from Nursing Facilities During 2016. 26

Table XVI: 2016 Selected Nursing Facility Data by County 27

Table XVII: ICF-IID Bed Count, Patient Census, Patients Served, and New Admissions as of December 31, 2016. 29

Table XVIII: ICF-IID Ownership and Percentage Distribution by Number of Homes and Licensed Beds as of December 31, 2016	30
Table XIX: ICF-IID Employees and Percentage Distribution by Title and Whether Full-Time or Part-Time as of December 31, 2016.	31
Table XX: Licensed Bed Capacity and Beds Set Up and Staffed for ICF-IIDs as of December 31, 2016	32
Table XXI: 2016 ICF-IID Licensed Beds, Occupancy Rates and Average Daily Census.	33
Table XXII: ICF-IID Bed Count by County and Type of Accommodation as of December 31, 2016.	34
Table XXIII: ICF-IID Bed Count and Percentage Distribution by Type of Accommodation as of December 31, 2016	34
Table XXIV: ICF-IIDs by Bed Size as of December 31, 2016	35
Table XXV: ICF-IIDs by Bed Size and County as of December 31, 2016.	35
Table XXVI: ICF-IID Patients Served During 2016 by Age Group and Sex.	36
Table XXVII: Number of ICF-IID Patients by Sex in 2016.	37
Table XXVIII: Ambulation Status of ICF-IID patients as of December 31, 2016 and Total Days of Patient Care	37
Table XXIX: 2016 ICF-IID Admissions	38
Table XXX: 2016 ICF-IID Admissions by Fee Source.	38
Table XXXI: Destination of ICF-IID Patients Discharged During 2016.	39
Table XXXII: 2016 Selected ICF-IID Data by County.	39
Table XXXIII: Psychiatric Residential Treatment Facility Bed Count, Patient Census, Patients Served, and New Admissions as of December 31, 2016.	40
Table XXXIV: Psychiatric Residential Treatment Facility Ownership and Percentage Distribution by Number of Facilities and Licensed Beds as of December 31, 2016.	41
Table XXXV: Psychiatric Residential Treatment Facility Employees and Percentage Distribution by Title and Whether Full-Time or Part-Time as of December 31, 2016.	42

Table XXXVI: Licensed Bed Capacity and Beds Set Up and Staffed for Psychiatric Residential Treatment Facilities as of December 31, 2016.....	43
Table XXXVII: 2016 Psychiatric Residential Treatment Facilities Licensed Beds, Occupancy Rates and Average Daily Census.....	43
Table XXXVIII: Psychiatric Residential Treatment Facility Bed Count by County and Type of Accommodation as of December 31, 2016.....	44
Table XXXIX: Psychiatric Residential Treatment Facility Bed Count by County and Percentage Distribution by Type of Accommodation as of December 31, 2016.....	44
Table XL: Patients Served During 2016 in Psychiatric Residential Treatment Facilities by Age Group and Sex.....	45
Table XLI: Number of Psychiatric Residential Treatment Facility Patients by Sex in 2016.....	46
Table XLII: Ambulation Status of Patients in Psychiatric Residential Treatment Facilities as of December 31, 2016 and Total Days of Patient Care.....	46
Table XLIII: 2016 Psychiatric Residential Treatment Facility Admissions.	47
Table XLIV: 2016 Psychiatric Residential Treatment Facility Admissions by Fee Source.....	47
Table XLV: Destination of Patients Discharged from Psychiatric Residential Treatment Facilities During 2016.....	48
Table XLVI: Selected 2016 Psychiatric Residential Treatment Facility Data by County.....	48
Table XLVII: Personal Care Home Bed Count, Patient Census, Patients Served, and New Admissions as of December 31, 2016.....	49
Table XLVIII: Personal Care Home Ownership and Percentage Distribution by Number of Homes and Licensed Beds as of December 31, 2016.....	50
Table XLIX: Personal Care Home Employees and Percentage Distribution by Title and Whether Full-Time or Part-Time as of December 31, 2016.....	51
Table L: Licensed Bed Capacity and Beds Set Up and Staffed for Personal Care Homes as of December 31, 2016.....	52
Table LI: 2016 Personal Care Home Licensed Beds, Occupancy Rates and Average Daily Census.....	57

Table LII: Personal Care Home Bed Count by County and Type of Accommodation as of December 31, 2016.....	64
Table LIII: Personal Care Home Bed Count and Percentage Distribution by Type of Accommodation as of December 31, 2016....	66
Table LIV: Personal Care Homes by Bed Size as of December 31, 2016.....	66
Table LV: Personal Care Homes by Bed Size and County as of December 31, 2016.....	67
Table LVI: Patients Served During 2016 in Personal Care Homes by Age Group and Sex.....	69
Table LVII: Number of Personal Care Home Patients by Sex in 2016.....	70
Table LVIII: Ambulation Status of Patients in Personal Care Homes as of December 31, 2016 and Total Days of Patient Care.....	70
Table LIX: 2016 Personal Care Home Admissions.....	71
Table LX: 2016 Personal Care Home Admissions by Fee Source.....	71
Table LXI: Destination of Patients Discharged from Personal Care Homes During 2016.....	72
Table LXII: 2016 Selected Personal Care Home Data.....	73
Appendix A: Questionnaire and Instructions.....	75
Appendix B: Table I for Years 1961 - 2013.....	80
Appendix C: Beds by County, 2006 and 2016.....	104
Appendix D: Licensed and Certified Long-Term Care Facilities, ICFs-IIDs, and Psychiatric Residential Treatment Facilities as of December 31, 2016.....	124

Preface

Skilled Nursing Facilities

Overview

Two hundred eight licensed skilled nursing facilities, 14 intermediate care facilities for the intellectually disabled, 8 psychiatric residential treatment facilities and 181 licensed personal care homes responded to the 2016 survey. The data in this report is based upon the information supplied by these respondents.

Eighty-one counties are served by nursing homes. This coverage represents 98.8% of all 82 Mississippi counties leaving 1.2% or 1 county, Issaquena County, without nursing home facilities of some type.

Since 1981, personal care home data has been shown and discussed separately to give a clearer picture of institutions for the aged or infirm in Mississippi. Also, the classification was changed in 1981 making comparisons of data collected before and after difficult. Classifications changed again in 1989. Now institutions for aged or infirm include facilities licensed as nursing homes (e.g. skilled nursing facilities and nursing facilities), intermediate care facilities for the intellectually disabled, personal care homes and psychiatric residential treatment facilities.

In order to more accurately reflect data for current and subsequent years, Table I for years 1961-2013 is a separate table found in Appendix B. There were 19,179 skilled nursing facility beds. This figure represents a slight decrease of 28 beds from the previous year.

The total patient census on December 31, 2016, was 16,476. This represents a statewide skilled nursing facility occupancy rate of 86.5%.

The total number of patients served during the year, 41,250, was an increase of 52 from 2015. New admissions to nursing homes increased by 101 patients.

Ownership

Table II shows that 158 or 76% of the nursing homes had proprietary ownership and accounted for 77.1% of all licensed nursing home beds. In contrast, nonprofit nursing homes accounted for 21 or 10% of all nursing homes and 8.3% of the licensed nursing home beds. The remaining 29 or 13.9% of nursing homes were publicly owned and leased with 14.6% of the licensed nursing home beds.

Employees

Table III shows that 22,365 people were employed in skilled nursing facilities in Mississippi in 2016. Full-time employees were 17,330 or 77.5% of this number while 5,035 or 22.5% were part-time employees. Nursing service employees including R.N.s, L.P.N.s, Aides, and Orderlies accounted for 15,077 or 67.4% of the total number of employees.

Beds

Table IV lists the 208 skilled nursing facilities in alphabetical order, showing that all but 248 of the 19,179 licensed nursing home beds are set up and staffed. County of location is also shown.

The following facilities changed names during the reporting period.

New Name	Old Name
Natchez Rehab & Healthcare	Crown Health & Rehab of Natchez
Delta Rehab & Healthcare of Cleveland	Joy Health & Rehab of Cleveland
Grenada Health & Rehab Center	Grace Health & Rehab Grenada
The Pillars of Biloxi	Biloxi Community Living Center
Woodlands Rehab & Healthcare Center	Trinity Mississippi Health & Rehab Of Clinton
Diversicare of Meridian	Golden Living Center Meridian
Diversicare of Carthage	Golden Living Center Carthage
Diversicare of Tupelo	Golden Living Center Eason
Picayune Rehab & Healthcare Center	Covenant Health & Rehab Picayune
Indianola Rehab & Healthcare Center	Liberty Health & Rehab of Indianola
Diversicare of Ripley	Golden Living Center Ripley
The Bluffs Rehab & Healthcare	Covenant Health & Rehab of Vicksburg

The following facilities changed licensed beds during the reporting period.

	2015	2016
West Point Community Living Center	120	100
Pine Crest Guest Home	120	90
Bedford Alzhemier's Care Center	20	60
Bedford Care Center Monroe Hall	60	80
Hinds County Nursing & Rehab	85	60
Reginald P White Nursing Facility	120	105
The Oaks Rehab & Healthcare Center	80	82

Table V shows a state skilled nursing facility occupancy rate of 86.5%, and an average daily census of 16,426.1. Occupancy rates are calculated on licensed beds, therefore occupancy rates calculated on beds set up and staffed would be higher.

Tables VI gives a breakdown by county of the number of licensed nursing home beds and the type of accommodation available by number of beds set up and staffed. The county having the most skilled nursing facility beds was Hinds, with 1,518 beds licensed and 1,516 set up and staffed for use.

Table VII shows that there were 19,179 licensed nursing care beds in Mississippi, an increase of 28 beds over 2015. Semi-private rooms accounted for 14,522 or 76.7% of the beds set up and staffed; private rooms accounted for 3,660 or 19.3% and wards accounted for 747 or 3.9%.

Table VIII shows that 127 or 61.1% of all nursing care facilities had between 60 and 119 beds, 56 facilities or 26.9% had between 120-179 beds, 17 facilities or 8.2% had less than 60 beds, 7 or 3.4% had between 180 and 239, and 1 facility reported more than 240 beds.

Table IX shows the bed count groups by county.

Patient Characteristics

Table X shows that there were 41,250 patients served by the 208 nursing homes in Mississippi during 2016. There was an increase of 52 patients reported served in 2016 than 2015. There were 25,525 patients, age 75 years and older, accounting for 61.9% of all patients served. Females comprised 25,425 or 61.6% of the patients served during 2016.

Beginning and ending patient census by sex are shown in Table XI. On December 31, 2016 there were 16,476 patients in skilled nursing facilities.

Total patient days are shown in Table XII along with the ambulation status of nursing home patients. During 2016 nursing homes reported 6,011,941 patient days, an increase from 5,871,767 patient days reported in 2015. Two facilities were unable to provide patient days. Approximately 35.8% skilled nursing facility patients were ambulant.

New Admissions

Table XIII indicates that 24,535 new patients were admitted in 2016, for an average of 117 new admissions per facility. New admissions increased by 101. Admissions from hospitals accounted for 20,458 or 83.4%; admissions from own or relatives home accounted for 2,097 or 8.5%; admissions from another nursing home accounted for 1,396 or 5.7% and the remaining 584 or 2.4 were admitted from other places.

Source of Payments

Table XIV reveals the fee sources for the 24,535 new admissions in 2016. The combined 20,482 Medicare and Medicaid funded patients were

83.4% of all fee sources. One thousand three hundred twenty-eight or 5.4%, of admissions were self-pay. VA sponsored admissions were 176 or 0.7% of fee sources. Eight Welfare and other admissions were reported. All other sources accounted for 10.4% or 2,541 admissions.

Discharges and Deaths

Table XV shows that live discharges accounted for 82.3% of patients discharged from nursing homes. The majority of these were to hospitals 36.2%, or homes 53.5%. Approximately 7% were transferred to another nursing facility, and the remaining 3.2% were discharged to other locations.

Table XVI displays total patient days, total admissions and total patients served by county for skilled nursing facilities.

Intermediate Care Facilities for Individuals with Intellectual Disabilities

There were 2,434 licensed ICF-IID beds in 2016.

The total patient census on December 31, 2016, was 2,217. This represents an ICF-IID occupancy rate of 91.3% and an average daily census of 2,218.2.

The total number of patients served during the year, 2,459 was a increase of 17 from 2016.

Five facilities changed bed size during the reporting period. South Mississippi Regional Medical Center decreased from 240 to 220 beds. Woodlane ICF-IID decreased from 485 beds to 453 beds. W.L. Jaquith, or Boswell, decreased from 153 beds to 139. Hillside ICF-IID and Mississippi Adolescent Center increased beds to 160 and 36 respectively.

Ownership

Table XVIII shows that 8 or 57.1% of the ICF-IIDs were publicly owned and accounted for 71.7% of all licensed ICF-IID beds. Proprietary ownership accounted for 5 or 35.7% of the beds. The remaining 20 beds were nonprofit.

Employees

Employees at ICF-IIDs are depicted in Table XIX. In 2016 4,496 people were employed at ICF-IID facilities. Approximately 95% of the employees are full-time. Nursing service employees, including R.N.s, L.P.N.s, Aides, and Orderlies, accounted for 3,039 or 67.6% of the total number of employees.

Beds

Table XX lists the 14 ICF-IID homes in alphabetical order, showing that all but 63 of the 2,434 licensed ICF-IID beds are set up and staffed. County of location is also shown.

Licensed beds, occupancy rates and average daily census are shown by county in Table XXI. Occupancy rates are calculated on licensed beds, therefore occupancy rates calculated on beds set up and staffed would be higher.

The state ICF-IID occupancy was 91.1% and the average daily census was 2,218.2.

Table XXII gives a breakdown by county of the number of licensed ICF-IID beds and the type of accommodation available by number of beds set up and staffed. The county having the most ICF-IID beds was Jones, with 482 beds licensed, followed by Lafayette, with 453 beds licensed, Rankin County with 415, Simpson with 264 beds, Harrison with 220, Lincoln with 176, Madison with 152, Oktibbeha with 140, and Coahoma with 132 beds.

Table XXIII shows that there were 2,434 licensed ICF-IID beds in Mississippi. Semi-private rooms accounted for 1,497 or 62% of the beds set up and staffed; wards accounted for 676 or 28.5%; and private rooms accounted for 225 or 9.5%.

Table XXIV shows that 7 or 50% of all ICF-IID facilities had between 120 and 179 beds, 2 facilities had more than 240 beds, 2 or 14.3% had between 180 and 239, 1 had between 60-119 or 7.1% and 2 had fewer than 60 beds. A county listing of licensed beds by type is depicted in Table XXV.

Patient Characteristics

Table XXVI shows that there were 2,459 patients served by the 14 ICF-IIDs in Mississippi during 2016, for an average of 176 patients served per facility. There was an increase of patients reported served in 2016 than 2015. Approximately 48% of ICF-IID patients were under 45 years of age, 39.2% were aged 45 to 64, and 12% were aged 65 and older. Males made up 59.7% of the ICF-IID population.

Beginning and ending patient census by sex are shown in Table XXVII. On December 31, 2015, there were 2,240 patients in ICF-IIDs, and on December 31, 2015, there were 2,217 patients in ICF-IIDs.

Total patient days by classification are shown in Table XXVIII along with the ambulation status of ICF-IID patients. During 2016 ICF-IIDs reported 811,855 patient days, a decrease from 818,336 patient days reported in 2015. Approximately 77% ICF-IID patients were ambulant.

New Admissions

Table XXIX indicates that 219 new patients were admitted in 2016, for an average of 15.6 new admissions per facility. New admissions decreased by 36. Admissions from home or relatives home accounted for 59 or 26.9% of all new admissions, 16 or 7.3% were admitted from hospitals, 100 or 45.7% were admitted from other nursing homes. The remaining 44 admissions, 20.1%, were admitted from other places.

Source of Payments

Table XXX reveals during 2016 that 119, or 54.3 of new admissions were Medicaid.

Discharges and Deaths

Live discharges decreased slightly from 172 in 2015 to 191 in 2016. There were 51 reported deaths during 2016. Total number of live discharges and deaths are shown in Table XXXI. ICF-IID live discharges accounted for 78.9%. The majority of live discharges, 41% were discharged to other destinations, 24.1% were discharged to homes, 17.8 were transferred to another nursing home, and 17.3% were discharged to hospitals.

Table XXXII displays total patient days, total admissions and total patients served by county for ICF-IIDs.

Psychiatric Residential Treatment Facilities

There were 366 licensed beds reported in 2016. The same number as 2015.

Total patient census on December 31, 2016 was 366. This represents a slight increase over 2015.

Ownership

Table XXXIV shows that 62.5% of the 366 beds were proprietary, 12.5% were public and 25% were nonprofit.

Employees

Employees at psychiatric residential treatment facilities are depicted in Table XXXV. In 2016 899 people were employed, of which 87.2% were full-time. Nursing service employees including R.N.s, L.P.N.s, Aides and Orderlies accounted for 475 or 52.8% of the total number of employees.

Beds

Table XXXVI shows that all 366 licensed beds are set up and staffed.

Licensed beds, occupancy rates and average daily census are shown by county in Table XXXVII. The state psychiatric residential treatment facility occupancy rate was 94% and average daily census was 346.7.

Table XXXVIII gives a breakdown by county of the number of licensed psychiatric residential treatment facility beds and the type of accommodation available by number of beds set up and staffed.

Table XXXIX shows that there were 366 licensed psychiatric residential treatment facility beds in Mississippi. Semi-private rooms accounted for 226 or 61.7% of the beds set up and staffed, wards accounted for 79 or 21.6%, and 17% of the beds were private.

Patient Characteristics

Table XL shows that there were 1,097 patients served by the 8 facilities. All but 8 patients were under 18.

Beginning and ending patient census by sex are shown in Table XLI. On December 31, 2015 there were 346 patients in psychiatric residential treatment facilities and on December 31, 2016 there were 366 patients.

Total patient days are shown in Table XLII along with ambulation status. There were 126,148 patient days reported in 2016 and all patients were ambulant. Two facilities could not provide patient days.

New Admissions

Of the 751 new patients admitted during 2016, 8.7% were admitted from home, 41.9% were admitted from hospitals, and 49.4% were admitted from other places.

Source of Payments

Table XLIV reveals that 751, 96.8%, new admissions during 2016 were admitted under Medicaid. The remaining 3.2% were admitted by relatives and other sources.

Discharges and Deaths

Of the 731 discharges, 62.1% returned home, 24.9% transferred to other places, 17.9% were discharged to hospitals, and 5.1% transferred to another nursing home. No deaths were reported in 2016.

Table XLVI displays total patient days, total admissions and total patients served by county.

Personal Care Homes

One hundred eighty-one personal care homes responded to the survey, which represents a decrease of 4 over those responding in 2015. The following personal care homes opened during 2016.

County	Personal Care Home
Carroll County	Shady Lawn
Clarke County	Rest Haven 2
Forrest County	Brookdale Hattiesburg II
Jackson County	Sanctuary House
Jones County	Guardian Angels
Lee County	Creekside Manor
Lincoln County	Bee Hive Homes of Brookhaven
Lowndes County	Garden Hill
Marshall County	Christopher's

The following personal care homes changed licensed bed capacity.

	2015 Beds	2016 Beds
--	-----------	-----------

Magnolia Village	46	44
The Claiborne at Hattiesburg	72	80
The Gardens	72	82
Lynwood Senior Care	12	14
Beau Ridge	47	74
Bee Hive Homes of Newton	12	13
Blueberry Hill Personal Care Home	9	11
Bee Hive Homes of Forrest	13	15
Magnolia New Albany	40	65
Brookwood Villa Personal Care Home	36	30

Brookdale Greenville changed to Valor Manor.

The following personal care homes closed or did not respond to the survey.

County	Personal Care Home
DeSoto	Affordable Senior Care
Forrest	Falcon Crest Personal Care Assisted Living
Hinds	Autumn Light Personal Care Home
	Eldercare Personal Care Home
	Sincere Home Care
Holmes	Miss Bernice's House
Lowndes	New Horizon Retirement Living
Newton	River Birch Estates Assisted
Oktibbeha	Vickers Personal Care Home Starkville
Pearl River	Our Place Personal Care Home
Perry	Friends Personal Care Home
Sunflower	Elise's Place
Tishomingo	Carrington House

Table I

Nursing Facility Bed Count, Patient Census, Patients Served
and New Admissions as Of December 31, 2016

	2014	2015	2016
Counties with Nursing Facilities on December 31	81	81	81
Nursing Facilities on December 31:	207	208	208
Bed Count on December 31:	19,139	19,207	19,199
Patients on December 31:	16,730	16,681	16,476
Patients Served During the Year:	39,386	41,198	41,250
New Admissions During the Year:	22,781	24,434	24,535
Live Discharges During the Year:	18,650	20,282	20,393
Deaths During the Year:	4,006	4,235	4,381
Patient Days During the Year:	5,823,004	5,871,767	6,011,941

Appendix B has data for 1961-2013

Table II

Nursing Facility Ownership and Percentage Distribution
by Number of Nursing Homes and Licensed Beds
as of December 31, 2016

	Facilities		Licensed Beds	
	Number	Percent	Number	Percent
Total	208	100.00	19,179	100.00
Proprietary	158	75.96	14,782	77.07
Nonprofit	21	10.10	1,593	8.31
Public	28	13.46	2,744	14.31
Public Leased	1	0.48	60	0.31

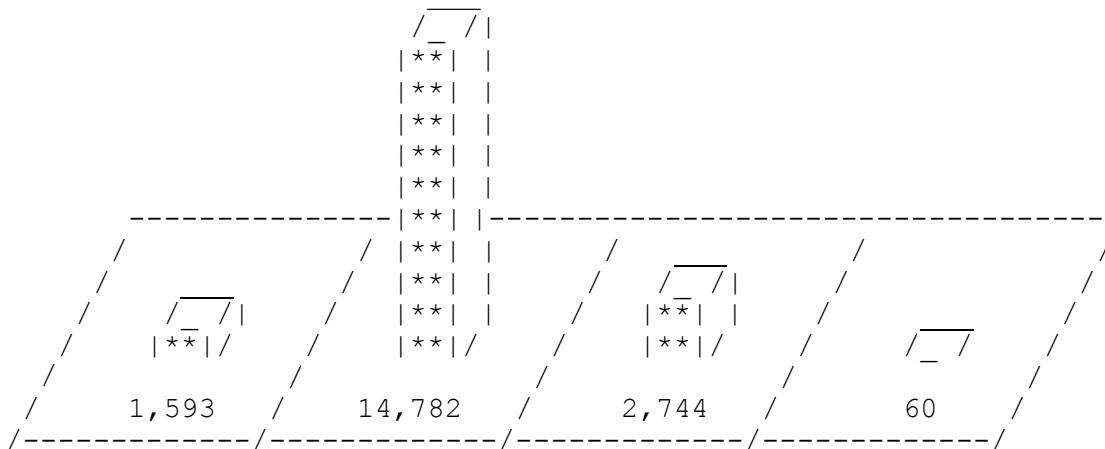
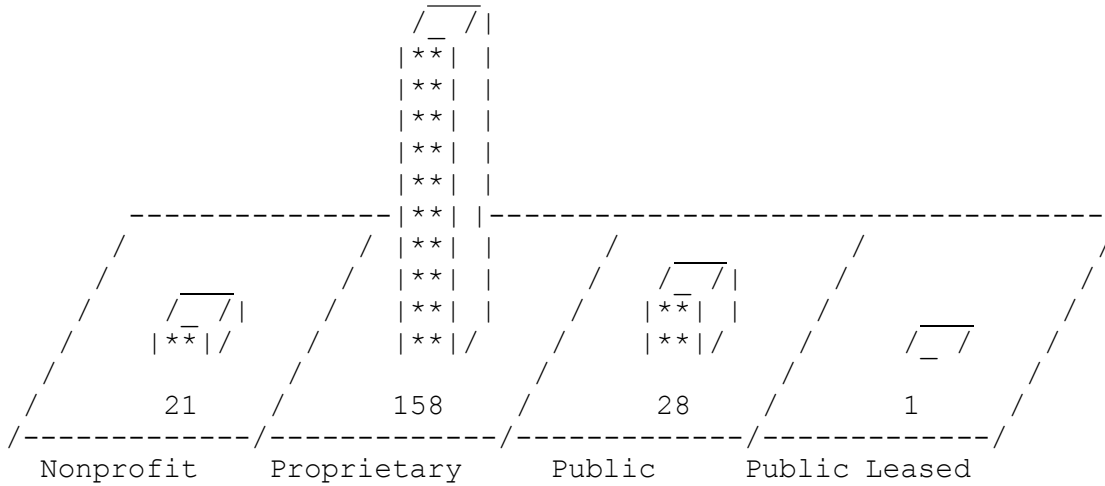


Table III

Nursing Facility Employees and Percentage Distribution
By Title and Whether Full-Time or Part-Time as of December 31, 2016

Employees by Type	Total		Full-Time		Part-Time	
	Number	Percent	Number	Percent	Number	Percent
Total	22,365	100.0	17,330	100.0	5,035	100.0
Administrator	270	1.2	237	1.4	33	0.7
Clerical	755	3.4	658	3.8	97	1.9
R.N.	2,193	9.8	1,478	8.5	715	14.2
L.P.N.	4,140	18.5	3,069	17.7	1,071	21.3
Aide, Orderly	8,744	39.1	7,101	41.0	1,643	32.6
Maid, Housekeeper	1,289	5.8	1,076	6.2	213	4.2
Laundry Worker	580	2.6	475	2.7	105	2.1
Dietitian (ADA)	185	0.8	38	0.2	147	2.9
Food Service Supervisor	245	1.1	227	1.3	18	0.4
Cook, Other Food Worker	1,899	8.5	1,549	8.9	350	7.0
Physical Therapist	256	1.1	117	0.7	139	2.8
Pharmacist	214	1.0	15	0.1	199	4.0
Other	1,595	7.1	1,290	7.4	305	6.1

Table IV

Licensed Bed Capacity and Beds Set Up and Staffed
for Nursing Facilities as of December 31, 2016

Nursing Facilities	County	Licensed Beds	Beds Set Up and Staffed
Total		19,179	18,931
Adams County Nursing Center	Adams	100	100
Arbor Walk Healthcare Center	Washington	60	60
Arrington Living Center	Covington	60	60
Ashland Health & Rehab	Benton	60	60
Attala County Nursing Center	Attala	120	120
Aurora Health & Rehab	Lowndes	120	120
Azalea Gardens Nursing Center	Stone	103	103
Baldwyn Nursing Facility	Lee	107	107
Baptist Nursing Home Calhoun	Calhoun	120	120
Bedford Alzheimer's Care Center	Forrest	60	60
Bedford Care Center Monroe Hall	Forrest	80	80
Bedford Care Center of Hattiesburg	Forrest	152	152
Bedford Care Center of Marion	Lauderdale	120	116
Bedford Care Center of Mendenhall	Simpson	60	60
Bedford Care Center of Newton	Newton	120	117
Bedford Care Center of Petal	Forrest	60	60
Bedford Care Center of Picayune	Pearl River	60	60
Belhaven Senior Care	Hinds	60	60
Billdora Senior Care	Walthall	77	77
Bolivar Medical Center Long Term Care Facility	Bolivar	35	35
Boyington Health & Rehab Center	Harrison	180	180
Brandon Court	Rankin	100	100
Brandon Nursing & Rehab Center	Rankin	230	230
Briar Hill Rest Home	Rankin	60	60
Bruce Community Living Center	Calhoun	35	35
Camellia Estates	Pike	30	30
Care Center of Aberdeen	Monroe	120	113
Care Center of Laurel	Jones	120	120
Carthage Health & Rehab Center	Leake	44	44
Cedars Health Center	Lee	140	140
Chadwick Nursing & Rehab Center	Hinds	102	100
Choctaw Nursing & Rehab Center	Choctaw	60	60
Choctaw Residential Center	Neshoba	120	120
Claiborne County Senior Care	Claiborne	73	73
Clarksdale Nursing Center	Coahoma	112	112
Cleveland Nursing & Rehab Center	Bolivar	120	120
Clinton Healthcare	Hinds	121	121
Columbia Rehab & Healthcare Center	Marion	119	119
ComfortCare Nursing Home	Jones	126	126
Community Place	Hinds	60	60
Compere's Nursing Home	Hinds	60	60
Copiah Living Center	Copiah	60	60

Table IV Continued

Licensed Bed Capacity and Beds Set Up and Staffed
for Nursing Facilities as of December 31, 2016

Nursing Facilities	County	Licensed Beds	Beds Set Up and Staffed
Cornerstone Rehab & Healthcare	Alcorn	95	95
Cottage Grove Nursing Home	Hinds	120	120
Countrybrook Living Center	Lincoln	121	121
Courtyard Rehab & Healthcare	Pike	145	145
Courtyards Community Living Center	Itawamba	66	66
Covington County Nursing Center	Covington	60	60
Crystal Rehab & Healthcare Center	Leflore	110	110
Delta Rehab & Healthcare of Cleveland	Bolivar	75	75
Desoto Healthcare Center	DeSoto	120	120
Diversicare of Amory	Monroe	152	152
Diversicare of Batesville	Panola	130	130
Diversicare of Brookhaven	Lincoln	58	58
Diversicare of Carthage	Leake	99	99
Diversicare of Eupora	Webster	119	119
Diversicare of Meridian	Lauderdale	120	120
Diversicare of Ripley	Tippah	140	128
Diversicare of Southaven	DeSoto	140	140
Diversicare of Tupelo	Lee	120	120
Diversicare of Tylertown	Walthall	60	60
Dixie White House & Rehab Center	Harrison	60	60
Driftwood Nursing Center	Harrison	151	151
Dugan Memorial Home	Clay	60	60
Dunbar Village Terrace	Hancock	70	70
Floy Dyer Manor	Chickasaw	66	66
Forest Hill Nursing Center	Hinds	87	87
George Regional Health & Rehab	George	41	41
Glenburney Healthcare & Rehab	Adams	96	91
Glenoaks Nursing Center	George	60	60
Golden Age Nursing Home	Leflore	180	180
Great Oaks Rehab & Healthcare	Marshall	60	60
Greenbough Health & Rehab Center	Coahoma	66	60
GreenBriar Nursing Center	Harrison	106	103
Greene Rural Health Center	Greene	60	60
Grenada Living Center	Grenada	110	110
Grenada Rehab & Healthcare Center	Grenada	137	137
Gulfport Care Center	Harrison	90	90
Hattiesburg Health & Rehab Center	Forrest	184	184
Haven Hall Healthcare Center	Lincoln	81	81
Heritage House Nursing Center	Warren	60	60
Highland Home	Madison	120	120
Hillcrest Nursing Center	Simpson	120	120
Hilltop Manor Health & Rehab Center	Neshoba	60	60
Hinds County Nursing & Rehab Center	Hinds	60	60
Holly Springs Rehab & Healthcare	Marshall	120	120

Table IV Continued

Licensed Bed Capacity and Beds Set Up and Staffed
for Nursing Facilities as of December 31, 2016

Nursing Facilities	County	Licensed Beds	Beds Set Up and Staffed
Holmes County Long Term Care Center	Holmes	80	80
Humphreys County Nursing Home	Humphreys	60	60
Indianola Rehab & Healthcare Center	Sunflower	75	75
J.G. Alexander Nursing Center	Newton	60	60
James T Champion Nursing Facility	Lauderdale	105	105
Jaquith Nursing Home Adams Inn	Rankin	86	86
Jaquith Nursing Home Jaquith Inn	Rankin	87	84
Jaquith Nursing Home Jefferson Inn	Rankin	86	84
Jaquith Nursing Home Madison Inn	Rankin	85	83
Jaquith Nursing Home Monroe Inn	Rankin	44	44
Jasper County Nursing Home	Jasper	110	110
Jefferson County Nursing Home	Jefferson	60	59
Jefferson Davis General ECF	Jeff Davis	60	60
Jones County Rest Home	Jones	122	122
Lackey Convalescent Home	Scott	20	20
Lakeland Nursing & Rehab Center	Hinds	105	105
Lakeside Health & Rehab Center	Clarke	120	120
Lakeview Nursing Center	Harrison	105	105
Lamar Healthcare & Rehab Center	Lamar	120	120
Landmark Nursing & Rehab Center	Prentiss	80	80
Landmark of Desoto	DeSoto	60	60
Laurelwood Community Living Center	Jones	60	60
Lawrence County Nursing Center	Lawrence	60	60
Leakesville Rehab & Nursing Center	Greene	60	60
Legacy Manor Nursing & Rehab Center	Washington	60	60
Lexington Manor Senior Care	Holmes	68	68
Liberty Community Living Center	Amite	80	80
Longwood Community Living Center	Prentiss	64	59
Louisville Healthcare	Winston	60	60
Madison County Nursing Home	Madison	95	95
Magnolia Senior Care	Hinds	60	60
Manhattan Nursing & Rehab Center	Hinds	180	180
Martha Coker Green House Homes	Yazoo	60	60
McComb Nursing & Rehab Center	Pike	140	140
Meadville Convalescent Home	Franklin	60	60
Meridian Community Living Center	Lauderdale	58	58
Methodist Specialty Care Center	Rankin	60	60
Mississippi Care Center of Alcorn County	Alcorn	125	125
Mississippi Care Center of Dekalb	Kemper	60	60
Mississippi Care Center of Greenville	Washington	116	116
Mississippi Care Center of Morton	Scott	120	120
Mississippi Care Center of Raleigh	Smith	121	121
Mississippi State Veterans Home Collins	Covington	150	150
Mississippi State Veterans Home Jackson	Hinds	150	150

Table IV Continued

Licensed Bed Capacity and Beds Set Up and Staffed
for Nursing Facilities as of December 31, 2016

Nursing Facilities	County	Licensed Beds	Beds Set Up and Staffed
Mississippi State Veterans Home Kosciusko	Attala	150	150
Mississippi State Veterans Home Oxford	Lafayette	150	150
Natchez Rehab & Healthcare Center	Adams	58	55
Neshoba County Nursing Home	Neshoba	160	160
New Albany Health & Rehab Center	Union	120	120
North Pointe Health & Rehab	Lauderdale	60	60
Noxubee County Nursing Home	Noxubee	60	60
Oak Grove Retirement Home	Bolivar	60	60
Ocean Springs Health & Rehab	Jackson	115	110
Oxford Health & Rehab Center	Lafayette	180	180
Pearl River County Hospital & Nursing Home	Pearl River	126	126
Perry County Nursing Center	Perry	60	60
Picayune Rehab & Healthcare Center	Pearl River	120	120
Pine Crest Guest Home	Copiah	90	90
Pine View Health & Rehab Center	Wayne	90	90
Plaza Community Living Center	Jackson	120	98
Pleasant Hills Community Living Center	Hinds	120	120
Pontotoc Health & Rehab Center	Pontotoc	60	60
Pontotoc Nursing Home	Pontotoc	44	44
Poplar Springs Nursing Center	Lauderdale	91	91
Queen City Nursing Center	Lauderdale	84	77
Quitman County Health & Rehab	Quitman	60	60
Reginald P White Nursing Facility	Lauderdale	105	105
Rest Haven Health & Rehab	Tippah	60	60
River Chase Village	Jackson	60	60
River Heights Healthcare Center	Washington	60	60
River Place Nursing Center	Monroe	60	60
RiverView Nursing & Rehab Center	Leflore	80	80
Ruleville Nursing & Rehab	Sunflower	111	111
Sardis Community Nursing Home	Panola	60	60
Senatobia Healthcare & Rehab	Tate	120	106
Shady Lawn Health & Rehab	Warren	100	92
Sharkey Issaquena Nursing Home	Sharkey	54	54
Shearer Richardson Memorial Nursing Home	Chickasaw	73	63
Shelby Health & Rehab Center	Bolivar	60	60
Silver Cross Health & Rehab	Lincoln	60	60
Singing River Health & Rehab Center	Jackson	160	122
St. Catherine's Village Siena Center	Madison	120	120
Starkville Manor Healthcare	Oktibbeha	119	119
Stone County Nursing & Rehab Center	Stone	59	59
Sunplex Subacute	Jackson	73	75
Sunshine Health Care	Pontotoc	60	60
Tallahatchie General Hospital	Tallahatchie	98	98
The Arbor	Madison	60	60

Table IV Continued

Licensed Bed Capacity and Beds Set Up and Staffed
for Nursing Facilities as of December 31, 2016

Nursing Facilities	County	Licensed Beds	Beds Set Up and Staffed
The Bluffs Rehab & Healthcare	Warren	120	120
The Carrington Nursing	Oktibbeha	60	60
The Grove	Marion	80	80
The Meadows	Itawamba	130	130
The Myrtles Nursing Center	Marion	98	98
The Nicholas Center	Madison	60	60
The Oaks Rehab & Healthcare Center	Lauderdale	82	80
The Pillars of Biloxi Medical	Harrison	240	180
Tippah County Nursing Home	Tippah	40	40
Tishomingo Community Living Center	Tishomingo	73	73
Tishomingo Manor Nursing Home	Tishomingo	105	105
Trinity Healthcare of Columbus	Lowndes	60	60
Tunica County Health & Rehab	Tunica	60	60
Tupelo Nursing & Rehab Center	Lee	120	120
Union County Health & Rehab	Union	60	60
Vaiden Community Living Center	Carroll	60	60
Vicksburg Convalescent Home	Warren	100	89
Vineyard Court Nursing Center	Lowndes	60	59
Walter B Crook Nursing Facility	Sunflower	60	60
Washington Care Center	Washington	60	60
Webster Health Services Nursing Facility	Webster	36	35
West Point Community Living Center	Clay	100	90
Whitfield Nursing Home	Alcorn	44	44
Wilkinson County Senior Care	Wilkinson	90	90
Willow Creek Retirement Center	Hinds	88	88
Windham House of Hattiesburg	Lamar	60	60
Winona Manor Healthcare & Rehab	Montgomery	120	117
Windsor Place Nursing & Rehab	Lowndes	140	140
Winston County Nursing Home	Winston	74	74
Wisteria Gardens	Rankin	52	52
Woodland Village Nursing Center	Hancock	132	132
Woodlands Rehab & Healthcare Center	Hinds	145	145
Yalobusha County Nursing Home	Yalobusha	122	122
Yazoo City Rehab & Healthcare	Yazoo	180	180

Table V

2016 Nursing Facility Licensed Beds, Occupancy Rates
and Average Daily Census

Facility	Licensed Beds	Rate	ADC
Total	19,179	86.46*	16,426.12
Adams County	254	77.59	197.10
Adams County Nursing Center	100	72.66	72.66
Glenburney Healthcare & Rehab	96	87.18	83.70
Natchez Rehab & Healthcare Center	58	70.24	40.74
Alcorn County	264	88.32	233.18
Cornerstone Rehab & Healthcare	95	91.10	86.56
Mississippi Care Center of Alcorn County	125	91.54	114.44
Whitfield Nursing Home	44	73.12	32.18
Amite County			
Liberty Community Living Center	80	90.24	72.18
Attala County	270	87.25	235.58
Attala County Nursing Center	120	80.20	96.24
Mississippi State Veterans Home Kosciusko	150	92.90	139.34
Benton County			
Ashland Health & Rehab	60	95.80	57.48
Bolivar County	350	94.56	331.00
Bolivar Medical Center Long Term Care Facility	35	91.86	32.16
Cleveland Nursing & Rehab Center	120	97.30	116.78
Delta Rehab & Healthcare of Cleveland	75	93.12	69.84
Oak Grove Retirement Home	60	95.36	57.22
Shelby Health & Rehab Center	60	91.66	55.00
Calhoun County	155	84.20	130.50
Baptist Nursing Home Calhoun	120	82.18	98.62
Bruce Community Living Center	35	91.10	31.88
Carroll County			
Vaiden Community Living Center	60	85.64	51.38
Chickasaw County	139	88.46	122.96
Floy Dyer Manor	66	91.58	60.44
Shearer Richardson Memorial Nursing Home	73	85.66	62.52
Choctaw County			
Choctaw Nursing & Rehab Center	60	95.82	57.48

*Based on 18,998 beds. Two facilities did not report patient days.

Table V Continued

2016 Nursing Facility Licensed Beds, Occupancy Rates
and Average Daily Census

Facility	Licensed Beds	Rate	ADC
Claiborne County			
Claiborne County Senior Care	73	98.36	71.80
Clarke County			
Lakeside Health & Rehab Center	120	97.58	117.08
Clay County	160	74.89	119.82
Dugan Memorial Home	60	92.92	55.76
West Point Community Living Center	100	64.06	64.06
Coahoma County	178	67.17	119.58
Clarksdale Nursing Center	112	70.24	78.68
Greenbough Health & Rehab Center	66	61.96	40.90
Copiah County	150	92.94	139.42
Copiah Living Center	60	94.50	56.70
Pine Crest Guest Home	90	91.90	82.72
Covington County	270	93.43	252.26
Arrington Living Center	60	93.50	56.10
Covington County Nursing Center	60	86.88	52.12
Mississippi State Veterans Home Collins	150	96.02	144.04
DeSoto County	320	90.71	290.28
Desoto Healthcare Center	120	88.94	106.74
Diversicare of Southaven	140	92.30	129.22
Landmark of Desoto	60	90.52	54.32
Forrest County	536	83.93	449.88
Bedford Alzheimer's Care Center	60	38.84	23.30
Bedford Care Center of Hattiesburg	152	95.42	145.06
Bedford Care Center Monroe Hall	80	71.82	57.46
Bedford Care Center of Petal	60	91.54	54.92
Hattiesburg Health & Rehab Center	184	91.92	169.14
Franklin County			
Meadville Convalescent Home	60	92.44	55.46
George County	101	81.50	82.32
George Regional Health & Rehab	41	80.34	32.94
Glenoaks Nursing Center	60	82.28	49.38

Table V Continued

2016 Nursing Facility Licensed Beds, Occupancy Rates
and Average Daily Census

Facility	Licensed Beds	Rate	ADC
Greene County	120	89.53	107.44
Greene Rural Health Center	60	95.96	57.58
Leakesville Rehab & Nursing Center	60	83.10	49.86
Grenada County	247	80.36	198.48
Grenada Living Center	110	88.50	97.34
Grenada Rehab & Healthcare Center	137	73.82	101.14
Hancock County	202	95.12	192.16
Dunbar Village Terrace	70	99.96	69.98
Woodland Village Nursing Center	132	92.56	122.18
Harrison County	932	77.48	722.12
Boyington Health & Rehab Center	180	82.92	149.24
Dixie White House & Rehab Center	60	96.16	57.70
Driftwood Nursing Center	151	81.18	122.58
GreenBriar Nursing Center	106	78.00	82.68
Gulfport Care Center	90	92.22	83.00
Lakeview Nursing Center	105	92.78	97.42
The Pillars of Biloxi Medical	240	53.96	129.50
Hinds County	1,518	90.86	1,269.32
Belhaven Senior Care	60	90.96	54.58
Chadwick Nursing & Rehab Center	102	92.20	94.04
Clinton Healthcare	121	0.00	0.00
Compere's Nursing Home	60	96.22	57.72
Community Place	60	91.78	55.06
Cottage Grove Nursing Home	120	75.12	90.14
Forest Hill Nursing Center	87	92.42	80.40
Hinds County Nursing & Rehab Center	60	96.46	57.88
Lakeland Nursing & Rehab Center	105	91.64	96.22
Magnolia Senior Care	60	94.54	56.72
Manhattan Nursing & Rehab Center	180	93.68	168.62
Mississippi State Veterans Home Jackson	150	93.08	139.64
Pleasant Hills Community Living Center	120	85.68	102.82
Willow Creek Retirement Center	88	92.66	81.54
Woodlands Rehab & Healthcare Center	145	92.38	133.94
Holmes County	148	92.81	137.37
Holmes County Long Term Care Center	80	100.00	80.00
Lexington Manor Senior Care	68	84.36	57.36
Humphreys County			
Humphreys County Nursing Home	60	85.40	51.24

Table V Continued

2016 Nursing Facility Licensed Beds, Occupancy Rates
and Average Daily Census

Facility	Licensed Beds	Rate	ADC
Itawamba County	196	89.00	174.44
Courtyards Community Living Center	66	82.96	54.76
The Meadows	130	92.06	119.68
Jackson County	528	72.62	339.90
Ocean Springs Health & Rehab	115	90.02	103.54
Plaza Community Living Center	120	69.36	83.24
River Chase Village	60	0.00	0.00
Singing River Health & Rehab Center	160	60.14	96.22
Sunplex Subacute	73	77.94	56.90
Jasper County			
Jasper County Nursing Home	110	98.98	108.88
Jefferson County			
Jefferson County Nursing Home	60	86.54	51.92
Jeff Davis County			
Jefferson Davis General ECF	60	78.60	47.16
Jones County	428	90.91	389.06
Care Center of Laurel	120	86.76	104.10
ComfortCare Nursing Home	126	98.38	123.96
Jones County Rest Home	122	96.74	118.02
Laurelwood Community Living Center	60	71.64	42.98
Kemper County			
Mississippi Care Center of Dekalb	60	97.28	58.36
Lafayette County	330	87.77	289.66
Mississippi State Veterans Home Oxford	150	94.94	142.40
Oxford Health & Rehab Center	180	81.80	147.26
Lamar County	180	81.19	145.96
Lamar Healthcare & Rehab Center	120	74.34	89.20
Windham House of Hattiesburg	60	94.60	56.76
Lauderdale County	825	85.33	703.98
Bedford Care Center of Marion	120	92.58	111.10
Diversicare of Meridian	120	84.88	101.86
James T Champion Nursing Facility	105	83.66	87.84
Meridian Community Living Center	58	77.50	44.94
North Pointe Health & Rehab	60	87.92	52.74
Poplar Springs Nursing Center	91	94.92	86.38

Table V Continued

2016 Nursing Facility Licensed Beds, Occupancy Rates
and Average Daily Census

Facility	Licensed Beds	Rate	ADC
Queen City Nursing Center	84	64.52	54.20
Reginald P White Nursing Facility	105	86.48	90.80
The Oaks Rehab & Healthcare Center	82	90.38	74.12
Lawrence County			
Lawrence County Nursing Center	60	92.27	55.36
Leake County	143	96.06	137.38
Carthage Health & Rehab Center	44	98.44	43.32
Diversicare of Carthage	99	95.00	94.06
Lee County	487	96.02	467.60
Baldwyn Nursing Facility	107	94.90	101.54
Cedars Health Center	140	98.04	137.26
Diversicare of Tupelo	120	94.42	113.30
Tupelo Nursing & Rehab Center	120	96.24	115.50
Leflore County	370	84.32	311.98
Crystal Rehab & Healthcare Center	110	91.16	100.28
Golden Age Nursing Home	180	85.56	154.02
RiverView Nursing & Rehab Center	80	72.10	57.68
Lincoln County	320	76.82	245.84
Countrybrook Living Center	121	64.04	77.48
Diversicare of Brookhaven	58	89.56	51.94
Haven Hall Healthcare Center	81	74.10	60.02
Silver Cross Health & Rehab	60	94.00	56.40
Lowndes County	380	89.97	341.86
Aurora Health & Rehab	120	85.14	102.16
Trinity Healthcare of Columbus	60	98.26	58.96
Vineyard Court Nursing Center	60	81.22	48.72
Windsor Place Nursing & Rehab	140	94.30	132.02
Madison County	455	93.32	424.60
Highland Home	120	90.94	109.12
Madison County Nursing Home	95	97.76	92.88
St. Catherine's Village Siena Center	120	90.86	109.04
The Arbor	60	97.66	58.60
The Nicholas Center	60	91.58	54.96

Table V Continued

2016 Nursing Facility Licensed Beds, Occupancy Rates
and Average Daily Census

Facility	Licensed Beds	Rate	ADC
Marion County	297	88.24	262.06
Columbia Rehab & Healthcare Center	119	79.08	94.10
The Grove	80	96.88	77.50
The Myrtles Nursing Center	98	92.30	90.46
Marshall County	180	93.62	168.50
Great Oaks Rehab & Healthcare	60	89.38	53.62
Holly Springs Rehab & Healthcare	120	95.74	114.88
Monroe County	332	88.04	292.28
Care Center of Aberdeen	120	83.76	100.50
Diversicare of Amory	152	89.24	135.64
River Place Nursing Center	60	93.56	56.14
Montgomery County			
Winona Manor Healthcare & Rehab	120	81.88	98.24
Neshoba County	340	92.85	315.68
Choctaw Residential Center	120	85.62	102.74
Hilltop Manor Health & Rehab Center	60	94.68	56.80
Neshoba County Nursing Home	160	97.58	156.14
Newton County	180	88.78	159.80
Bedford Care Center of Newton	120	83.18	99.80
J.G. Alexander Nursing Center	60	100.00	60.00
Noxubee County			
Noxubee County Nursing Home	60	97.48	58.50
Oktibbeha County	179	91.48	163.76
Starkville Manor Healthcare	119	90.16	107.28
The Carrington Nursing	60	94.12	56.48
Panola County	190	89.34	169.74
Diversicare of Batesville	130	88.52	115.08
Sardis Community Nursing Home	60	91.12	54.66
Pearl River County	306	81.94	250.74
Bedford Care Center of Picayune	60	68.62	41.18
Pearl River County Hospital & Nursing Home	126	78.50	98.90
Picayune Rehab & Healthcare Center	120	92.22	110.66
Perry County			
Perry County Nursing Center	60	87.52	52.52

Table V Continued

2016 Nursing Facility Licensed Beds, Occupancy Rates
and Average Daily Census

Facility	Licensed Beds	Rate	ADC
Pike County	315	90.95	154.62
Camellia Estates	30	81.20	24.36
Courtyard Rehab & Healthcare	145	0.00	0.00
McComb Nursing & Rehab Center	140	93.04	130.26
Pontotoc County	164	94.17	154.42
Pontotoc Health & Rehab Center	60	92.40	55.44
Pontotoc Nursing Home	44	99.18	43.64
Sunshine Health Care	60	92.24	55.34
Prentiss County	144	79.26	114.14
Landmark Nursing & Rehab Center	80	85.74	68.58
Longwood Community Living Center	64	71.18	45.56
Quitman County			
Quitman County Health & Rehab	60	78.32	47.00
Rankin County	890	90.15	802.32
Brandon Court	100	96.52	96.52
Brandon Nursing & Rehab Center	230	92.98	213.86
Briar Hill Rest Home	60	92.90	55.74
Jaquith Nursing Home Adams Inn	86	90.42	77.76
Jaquith Nursing Home Jaquith Inn	87	83.20	72.38
Jaquith Nursing Home Jefferson Inn	86	85.06	73.16
Jaquith Nursing Home Madison Inn	85	85.40	72.58
Jaquith Nursing Home Monroe Inn	44	94.66	41.66
Methodist Specialty Care Center	60	98.98	59.38
Wisteria Gardens	52	75.54	39.28
Scott County	140	95.66	133.92
Lackey Convalescent Home	20	85.10	17.02
Mississippi Care Center of Morton	120	97.42	116.90
Sharkey County			
Sharkey Issaquena Nursing Home	54	61.60	33.26
Simpson County	180	86.77	156.20
Bedford Care Center of Mendenhall	60	92.58	55.56
Hillcrest Nursing Center	120	83.86	100.64
Smith County			
Mississippi Care Center of Raleigh	121	93.32	112.92

Table V Continued

2016 Nursing Facility Licensed Beds, Occupancy Rates
and Average Daily Census

Facility	Licensed Beds	Rate	ADC
Stone County	162	75.26	76.78
Azalea Gardens Nursing Center	103	73.56	75.78
Stone County Nursing & Rehab Center	59	1.70	1.00
Sunflower County	246	95.18	234.14
Indianola Rehab & Healthcare Center	75	92.66	69.50
Ruleville Nursing & Rehab	111	95.46	105.96
Walter B Crook Nursing Facility	60	97.80	58.68
Tallahatchie County			
Tallahatchie General Hospital	98	98.72	96.74
Tate County			
Senatobia Healthcare & Rehab	120	75.80	90.96
Tippah County	240	81.82	196.38
Diversicare of Ripley	140	83.52	116.92
Rest Haven Health & Rehab	60	72.32	43.38
Tippah County Nursing Home	40	90.18	36.08
Tishomingo County	178	90.26	160.68
Tishomingo Community Living Center	73	86.68	63.28
Tishomingo Manor Nursing Home	105	92.76	97.40
Tunica County			
Tunica County Health & Rehab	60	86.56	51.94
Union County	180	82.79	149.02
New Albany Health & Rehab Center	120	79.78	95.74
Union County Health & Rehab	60	88.82	53.28
Walthall County	137	72.04	98.70
Diversicare of Tylertown	60	81.16	48.70
Billdora Senior Care	77	64.94	50.00
Warren County	380	84.13	319.70
Heritage House Nursing Center	60	93.22	55.94
Shady Lawn Health & Rehab	100	81.04	81.04
The Bluffs Rehab & Healthcare	120	79.80	95.76
Vicksburg Convalescent Home	100	86.96	86.96
Washington County	356	83.93	298.82
Arbor Walk Healthcare Center	60	80.36	48.22
Legacy Manor Nursing & Rehab Center	60	75.66	45.40

Table V Continued

2016 Nursing Facility Licensed Beds, Occupancy Rates
and Average Daily Census

Facility	Licensed Beds	Rate	ADC
Mississippi Care Center of Greenville	116	87.78	101.84
River Heights Healthcare Center	60	85.06	51.04
Washington Care Center	60	87.20	52.32
Wayne County			
Pine View Health & Rehab Center	90	97.02	87.32
Webster County	155	94.25	146.10
Diversicare of Eupora	119	92.52	110.10
Webster Health Services Nursing Facility	36	100.00	36.00
Wilkinson County			
Wilkinson County Senior Care	90	94.24	84.80
Winston County	134	96.85	129.78
Louisville Healthcare	60	94.52	56.72
Winston County Nursing Home	74	98.74	73.06
Yalobusha County			
Yalobusha County Nursing Home	122	95.88	116.98
Yazoo County	240	94.98	227.96
Martha Coker Green House Homes	60	95.28	57.18
Yazoo City Rehab & Healthcare	180	94.88	170.78

Table VI

Nursing Facility Bed Count by County and Type of Accommodation
as of December 31, 2016

County	Licensed Beds	Beds Set up	Private	Semi Private	Ward
Total	19,179	18,931	3,660	14,522	747
Adams	254	246	28	214	4
Alcorn	264	264	36	228	0
Amite	80	80	16	64	0
Attala	270	270	16	242	12
Benton	60	60	4	56	0
Bolivar	350	350	54	242	54
Calhoun	155	155	33	122	0
Carroll	60	60	16	44	0
Chickasaw	139	129	69	60	0
Choctaw	60	60	36	24	0
Claiborne	73	73	3	70	0
Clarke	120	120	6	114	0
Clay	160	150	28	122	0
Coahoma	178	172	6	166	0
Copiah	150	150	22	128	0
Covington	270	270	18	240	12
DeSoto	320	320	46	274	0
Forrest	536	536	122	408	6
Franklin	60	60	12	48	0
George	101	101	23	78	0
Greene	120	120	42	78	0
Grenada	247	247	12	184	51
Hancock	202	202	38	164	0
Harrison	932	869	129	734	6
Hinds	1518	1516	266	1176	74
Holmes	148	148	12	136	0
Humphreys	60	60	3	56	1
Itawamba	196	196	22	174	0
Jackson	528	465	115	348	0
Jasper	110	110	58	46	6
Jefferson	60	59	9	50	0
Jeff Davis	60	60	28	32	0
Jones	428	428	10	414	4
Kemper	60	60	4	56	0
Lafayette	330	330	28	290	12
Lamar	180	180	54	126	0
Lauderdale	825	812	202	602	8
Lawrence	60	60	10	50	0
Leake	143	143	43	100	0
Lee	487	487	168	280	39
Leflore	370	370	90	280	0
Lincoln	320	320	26	294	0

Table VI Continued

Nursing Facility Bed Count by County and Type of Accommodation
as of December 31, 2016

County	Licensed Beds	Beds Set up	Private	Semi Private	Ward
Lowndes	380	379	52	306	21
Madison	455	455	179	276	0
Marion	297	297	55	224	18
Marshall	180	180	10	170	0
Monroe	332	325	22	294	9
Montgomery	120	117	35	82	0
Neshoba	340	340	142	198	0
Newton	180	177	11	166	0
Noxubee	60	60	4	56	0
Oktibbeha	179	179	9	170	0
Panola	190	190	49	102	39
Pearl River	306	306	82	224	0
Perry	60	60	8	52	0
Pike	315	315	51	264	0
Pontotoc	164	164	46	118	0
Prentiss	144	139	7	132	0
Quitman	60	60	2	58	0
Rankin	890	883	201	402	280
Scott	140	140	13	124	3
Sharkey	54	54	4	50	0
Simpson	180	180	8	172	0
Smith	121	121	7	114	0
Stone	162	162	10	152	0
Sunflower	246	246	68	178	0
Tallahatchie	98	98	94	4	0
Tate	120	106	20	86	0
Tippah	240	228	48	180	0
Tishomingo	178	178	91	78	9
Tunica	60	60	2	58	0
Union	180	180	6	170	4
Walthall	137	137	7	130	0
Warren	380	361	37	288	36
Washington	356	356	94	250	12
Wayne	90	90	2	88	0
Webster	155	154	44	110	0
Wilkinson	90	90	24	66	0
Winston	134	134	42	92	0
Yalobusha	122	122	44	78	0
Yazoo	240	240	67	146	27

Table VII

Nursing Facility Bed Count and Percentage Distribution
by Type of Accommodation as of December 31, 2016

	Total	Percent
Licensed Bed Capacity	19,179	100.0
Total Beds Set Up	18,931	98.7
Private	3,660	19.3
Semi-Private	14,522	76.7
Ward	747	3.9

Table VIII

Nursing Facilities by Bed Size
as of December 31, 2016

	Total	Percent
Total	208	100.00
<60	17	8.17
60 to 119	127	61.06
120 to 179	56	26.92
180 to 239	7	3.37
>240	1	0.48

Table IX

Nursing Facilities by Bed Size and County
as of December 31, 2016

	Under 60	60 to 119	120 to 179	180 to 239	240 & Up	Total
Total	17	127	56	7	1	208
Adams	1	2	0	0	0	3
Alcorn	1	1	1	0	0	3
Amite	0	1	0	0	0	1
Attala	0	0	2	0	0	2
Benton	0	1	0	0	0	1
Bolivar	1	3	1	0	0	5
Calhoun	1	0	1	0	0	2
Carroll	0	1	0	0	0	1
Chickasaw	0	2	0	0	0	2
Choctaw	0	1	0	0	0	1
Claiborne	0	1	0	0	0	1
Clarke	0	0	1	0	0	1
Clay	0	2	0	0	0	2
Coahoma	0	2	0	0	0	2
Copiah	0	2	0	0	0	2
Covington	0	2	1	0	0	3
DeSoto	0	1	2	0	0	3
Forrest	0	3	1	1	0	5
Franklin	0	1	0	0	0	1
George	1	1	0	0	0	2
Greene	0	2	0	0	0	2
Grenada	0	1	1	0	0	2
Hancock	0	1	1	0	0	2
Harrison	0	4	1	1	1	7
Hinds	0	9	5	1	0	15
Holmes	0	2	0	0	0	2
Humphreys	0	1	0	0	0	1
Itawamba	0	1	1	0	0	2
Jackson	0	3	2	0	0	5
Jasper	0	1	0	0	0	1
Jefferson	0	1	0	0	0	1
Jeff Davis	0	1	0	0	0	1
Jones	0	1	3	0	0	4
Kemper	0	1	0	0	0	1
Lafayette	0	0	1	1	0	2
Lamar	0	1	1	0	0	2
Lauderdale	1	6	2	0	0	9
Lawrence	0	1	0	0	0	1
Leake	1	1	0	0	0	2
Lee	0	1	3	0	0	4
Leflore	0	2	0	1	0	3
Lincoln	1	2	1	0	0	4
Lowndes	0	2	2	0	0	4

Table IX

Nursing Facilities by Bed Size and County
as of December 31, 2016

	Under 60	60 to 119	120 to 179	180 to 239	240 & Up	Total
Madison	0	3	2	0	0	5
Marion	0	3	0	0	0	3
Marshall	0	1	1	0	0	2
Monroe	0	1	2	0	0	3
Montgomery	0	0	1	0	0	1
Neshoba	0	1	2	0	0	3
Newton	0	1	1	0	0	2
Noxubee	0	1	0	0	0	1
Oktibbeha	0	2	0	0	0	2
Panola	0	1	1	0	0	2
Pearl River	0	1	2	0	0	3
Perry	0	1	0	0	0	1
Pike	1	0	2	0	0	3
Pontotoc	1	2	0	0	0	3
Prentiss	0	2	0	0	0	2
Quitman	0	1	0	0	0	1
Rankin	2	7	0	1	0	10
Scott	1	0	1	0	0	2
Sharkey	1	0	0	0	0	1
Simpson	0	1	1	0	0	2
Smith	0	0	1	0	0	1
Stone	1	1	0	0	0	2
Sunflower	0	3	0	0	0	3
Tallahatchie	0	1	0	0	0	1
Tate	0	0	1	0	0	1
Tippah	1	1	1	0	0	3
Tishomingo	0	2	0	0	0	2
Tunica	0	1	0	0	0	1
Union	0	1	1	0	0	2
Walthall	0	2	0	0	0	2
Warren	0	3	1	0	0	4
Washington	0	5	0	0	0	5
Wayne	0	1	0	0	0	1
Webster	1	1	0	0	0	2
Wilkinson	0	1	0	0	0	1
Winston	0	2	0	0	0	2
Yalobusha	0	0	1	0	0	1
Yazoo	0	1	0	1	0	2

Table X

Patients Served During 2016
in Nursing Facilities by Age Group and Sex

<u>Age</u>	<u>Total</u>	<u>Percent</u>
Total	41,250	100.0
<18	2	0.0
18-44	629	1.5
45-64	5,992	14.5
65-74	9,102	22.1
75-84	13,086	31.7
>=85	12,439	30.2

Sex	41,250	100.0
Male	15,825	38.4
Female	25,425	61.6

Table XI

Number of Total Nursing Facility Patients by Sex in 2016

	Total	Male	Female
Total Patients December 31, 2015	16,715	5,884	10,831
New Admissions	24,535	9,941	14,594
Discharges	20,393	8,210	12,183
Deaths	4,381	1,795	2,586
Total Patients December 31, 2016	16,476	5,820	10,656

Table XII

Ambulation Status of Patients in Nursing Facilities
as of December 31, 2016 and Total Days of Patient Care

	Total	Percent
Total	16,476	100.0
Ambulant	5,899	35.8
Non-Ambulant	10,577	64.2
Total patient days	6,011,941*	

*Two facilities were unable to provide patient days.

Table XIII
2016 Nursing Facility Admissions

	Total	Percent
Total	24,535	100.0
Hospital	20,458	83.4
Another Nursing Home	1,396	5.7
Own or Relatives Home	2,097	8.5
Other	584	2.4

Table XIV
2016 Nursing Home Admissions by Fee Source

	Total	Percent
Total	24,535	100.0
Medicare	17,195	70.1
Medicaid	3,287	13.4
Patients and/or Relatives	1,328	5.4
VA Sponsored	176	0.7
Welfare Only	3	0.0
Welfare and Other Sources	5	0.0
All Other Sources	2,541	10.4

Table XV

Destination of Patients Discharged from Nursing Homes During 2016

	Total	Percent
Total	24,774	100.0
Deaths	4,381	17.7
Live Discharges	20,393	82.3
Returned to Own or Relatives Home	10,917	53.5
Transferred to Hospital	7,375	36.2
Transferred to Another Nursing Home	1,445	7.1
All Others	656	3.2

Table XVI

2016 Selected Skilled Nursing Facility Data

County	Patient Days	Total Admissions	Total Patients Served
Total	6,011,941	24,535	41,250
Adams	72,131	348	556
Alcorn	85,336	678	914
Amite	26,421	98	171
Attala	86,221	243	476
Benton	21,039	54	114
Bolivar	121,135	310	639
Calhoun	47,766	86	216
Carroll	18,806	46	99
Chickasaw	45,004	115	232
Choctaw	21,041	39	98
Claiborne	26,280	74	143
Clarke	42,853	64	179
Clay	43,854	150	261
Coahoma	43,763	196	322
Copiah	51,026	152	294
Covington	92,328	153	405
DeSoto	106,241	800	1,096
Forrest	164,649	847	1,301
Franklin	20,301	41	98
George	30,127	159	240
Greene	39,322	78	181
Grenada	72,646	311	509
Hancock	70,328	417	579
Harrison	264,290	1,820	2,508
Hinds	464,579	2,322	3,712
Holmes	50,276	105	219
Humphreys	18,752	48	98
Itawamba	63,846	505	672
Jackson	124,397	922	1,302
Jasper	39,847	22	131
Jefferson	19,004	39	92
Jeff Davis	17,260	20	76
Jones	142,403	544	911
Kemper	21,362	16	76
Lafayette	106,013	447	727
Lamar	53,422	177	326
Lauderdale	257,660	746	1,437
Lawrence	20,263	66	124
Leake	50,277	78	214
Lee	171,148	751	1,226
Leflore	114,186	416	728
Lincoln	89,978	467	714
Lowndes	125,128	486	825

Table XVI Continued

2016 Selected Skilled Nursing Facility Data

County	Patient Days	Total Admissions	Total Patients Served
Madison	155,401	832	1,256
Marion	95,916	329	589
Marshall	61,676	351	524
Monroe	106,977	385	669
Montgomery	35,959	128	234
Neshoba	115,539	361	675
Newton	58,489	107	264
Noxubee	21,408	18	76
Oktibbeha	59,935	225	396
Panola	62,128	196	371
Pearl River	91,772	459	697
Perry	19,221	48	102
Pike	56,587	636	929
Pontotoc	56,522	162	319
Prentiss	41,775	184	314
Quitman	17,201	33	82
Rankin	293,647	1,149	1,971
Scott	49,017	111	245
Sharkey	12,174	47	94
Simpson	57,167	131	291
Smith	41,332	98	211
Stone	28,098	38	109
Sunflower	85,694	167	402
Tallahatchie	35,406	37	132
Tate	33,289	243	333
Tippah	71,875	262	454
Tishomingo	58,804	282	439
Tunica	19,010	59	108
Union	54,542	293	436
Walthall	36,121	121	272
Warren	117,014	592	918
Washington	109,362	379	691
Wayne	31,958	50	137
Webster	53,433	125	267
Wilkinson	31,040	62	148
Winston	47,499	84	216
Yalobusha	42,815	46	162
Yazoo	83,429	249	476

Table XVII

ICF-IID Bed Count, Patient Census, Patients Served
and New Admissions as Of December 31, 2016

	2014	2015	2016
Counties with ICF-IIDs on December 31	9	9	9
ICF-IID Facilities on December 31:	16	14	14
Bed Count on December 31:	2,614	2,431	2,434
Patients on December 31:	2,401	2,235	2,217
Patients Served During the Year:	2,679	2,442	2,459
New Admissions During the Year:	210	183	219
Live Discharges During the Year:	243	172	191
Deaths During the Year:	35	35	51
Patient Days During the Year:	872,161	818,336	8,11,855

Appendix B has data for 1981-2013

Table XVIII

ICF-IID Ownership and Percentage Distribution
by Number of Facilities and Licensed Beds
as of December 31, 2016

	Facilities		Facilities	
	Number	Percent	Number	Percent
Total	14	100.00	2,434	100.00
Proprietary	5	35.71	669	27.49
Nonprofit	1	7.14	20	0.82
Public	8	57.14	1,745	71.69

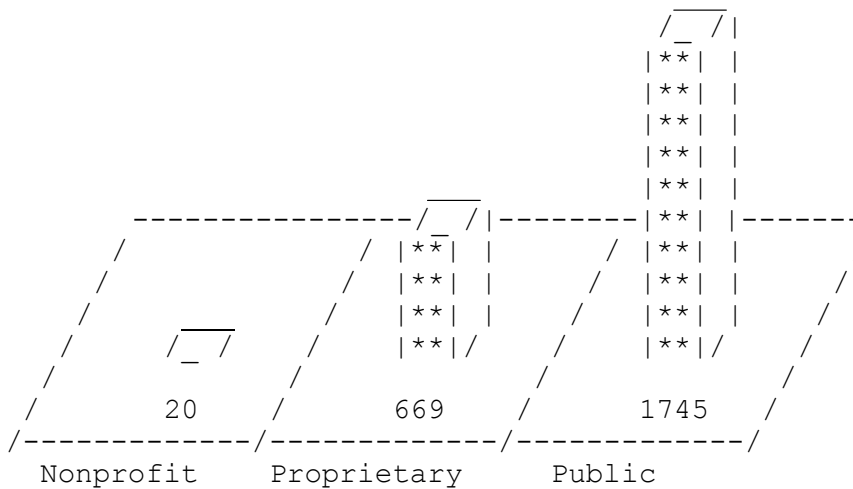
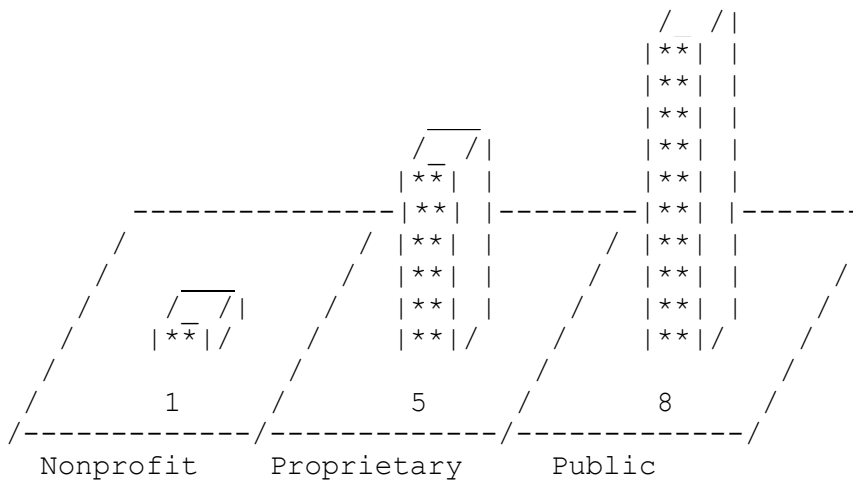


Table XIX

ICF-IID Employees and Percentage Distribution
By Title and Whether Full-Time or Part-Time as of December 31, 2016

Employees by Type	Total		Full-Time		Part-Time	
	Number	Percent	Number	Percent	Number	Percent
Total	4,496	100.0	4,286	100.0	210	100.0
Administrator	100	2.2	98	2.3	2	1.0
Clerical	143	3.2	143	3.3	0	0.0
R.N.	145	3.2	128	3.0	17	8.1
L.P.N.	312	6.9	276	6.4	36	17.1
Aide, Orderly	2,582	57.4	2,510	58.6	72	34.3
Maid, Housekeeper	107	2.4	89	2.1	18	8.6
Laundry Worker	27	0.6	24	0.6	3	1.4
Dietitian (ADA)	24	0.5	10	0.2	14	6.7
Food Service Supervisor	21	0.5	21	0.5	0	0.0
Cook, Other Food Worker	155	3.4	145	3.4	10	4.8
Physical Therapist	12	0.3	4	0.1	8	3.8
Pharmacist	17	0.4	7	0.2	10	4.8
Other	851	18.9	831	19.4	20	9.5

Table XX

Licensed Bed Capacity and Beds Set Up and Staffed
for ICF-IIDs as of December 31, 2016

Facility	County	Licensed Beds	Beds Set Up and Staffed
Total		2,434	2,371
Canton Manor	Madison	132	132
Delta Manor	Coahoma	132	132
Hillside ICF-IID	Jones	160	160
Hudspeth Regional Center	Rankin	415	399
Lincoln Residential	Lincoln	140	140
Millcreek ICF-IID	Simpson	125	125
Mississippi Adolescent Center	Lincoln	36	36
Paul D Cotten ICF-IID	Jones	94	94
Pecan Grove ICF-IID	Jones	228	228
Rolling Hills Development Center	Oktibbeha	140	140
Son Valley	Madison	20	20
South Mississippi Regional Center	Harrison	220	220
W L Jaquith	Simpson	139	139
Woodlane ICF-IID	Lafayette	453	406

Table XXI

2016 ICF-IID Licensed Beds, Occupancy Rates and Average Daily Census

Facility	Licensed Beds	Occ Rate	ADC
Total	2,434	91.13	2,218.16
Coahoma Delta Manor	132	99.88	131.84
Harrison County South Mississippi Regional Center	220	91.94	202.26
Jones County Hillside ICF-IID	482	86.89	418.82
Paul D Cotten ICF-IID	160	82.56	132.10
Pecan Grove ICF-IID	94	83.66	78.64
	228	91.26	208.08
Lafayette County Woodlane ICF-IID	453	91.64	415.16
Lincoln County Lincoln Residential	176	97.25	171.16
Mississippi Adolescent Center	140	99.98	139.98
	36	86.60	31.18
Madison County Canton Manor	152	99.46	151.18
Son Valley	132	99.66	131.56
	20	98.10	19.62
Oktibbeha County Rolling Hills Development Center	140	99.90	139.86
Rankin County Hudspeth Regional Center	415	78.74	326.72
Simpson County W L Jaquith	264	98.92	261.18
Millcreek ICF-IID	139	100.00	139.02
	125	97.72	122.16

Table XXII

ICF-IID Bed Count by County and Type of Accommodation
as of December 31, 2016

County	Licensed Beds	Beds Set Up and Staffed	Private	Semi- Private	Ward
Total	2,434	2,371	225	1,470	676
Coahoma	132	132	5	58	69
Harrison	220	220	4	216	0
Jones	482	482	24	234	224
Lafayette	453	406	57	346	3
Lincoln	176	176	26	144	6
Madison	152	152	12	74	66
Oktibbeha	140	140	7	70	63
Rankin	415	399	24	156	219
Simpson	264	264	66	172	26

Table XXIII

ICF-IID Bed Count and Percentage Distribution
by Type of Accommodation as of December 31, 2016

	Total	Percent
Licensed Bed Capacity	2,434	100.0
Total Beds Set Up	2,371	97.4
Private	225	9.5
Semi-Private	1,470	62.0
Ward	676	28.5

Table XXIV

ICF-IIDs by Bed Size as of December 31, 2016

	Percent	Percent
Total	14	100.00
Under 60	2	14.29
60 to 119	1	7.14
120 to 179	7	50.00
180 to 239	2	14.29
240 & Up	2	14.29

Table XXV

ICF-IIDs by Bed Size and County as of December 31, 2016

	Under 60	60 - 119	120 - 139	180 - 239	240 & UP	Total
Total	2	1	7	2	2	14
Coahoma	0	0	1	0	0	1
Harrison	0	0	0	1	0	1
Jones	0	1	1	1	0	3
Lafayette	0	0	0	0	1	1
Lincoln	1	0	1	0	0	2
Madison	1	0	1	0	0	2
Oktibbeha	0	0	1	0	0	1
Rankin	0	0	0	0	1	1
Simpson	0	0	2	0	0	2

Table XXVI

ICF-IID Patients Served During 2016
by Age Group and Sex

<u>Age</u>	<u>Total</u>	<u>Percent</u>
Total	2,459	100.0
<18	175	7.1
18-44	1,012	41.2
45-64	963	39.2
65-74	233	9.5
75-84	66	2.7
>=85	10	0.4

Sex	2,459	100.0
Male	1,469	59.7
Female	990	40.3

Table XXVII

Number of ICF-IID Patients by Sex in 2016

	Total	Male	Female
Total Patients December 31, 2015	2,240	902	1,338
Admissions	219	88	131
Discharges	191	74	117
Deaths	51	24	27
Total Patients December 31, 2016	2,217	892	1,325

Table XXVIII

Ambulation Status of ICF-IID Patients
as of December 31, 2016 and Total Days of Patient Care

	Total	Percent
Total Patients	2,217	100.0
Ambulant Patients	1,702	76.8
Non-Ambulant Patients	515	23.2

Total Patient Days	811,855	

Table XXIX

2016 ICF-IID Admissions

	Total	Percent
Total	219	100.0
Hospital	16	7.3
Another Nursing Home	100	45.7
Own or Relative's Home	59	26.9
Other	44	20.1

Table XXX

2016 ICF-IID Admissions by Fee Source

	Total	Percent
Total	219	100.0
Medicare	7	3.2
Medicaid	119	54.3
Patients and/or Relatives	0	0.0
VA Sponsored	0	0.0
Welfare Only	0	0.0
Welfare and Other Sources	0	0.0
All Other Sources	93	42.5

Table XXXI

Destination of ICF-IID Patients Discharged During 2016

	Total	Percent
Total	242	100.0
Deaths	51	21.1
Live Discharges	191	78.9
Returned to Own or Relatives Home	46	24.1
Transferred to Hospital	33	17.3
Transferred to Another Nursing Home	34	17.8
All Others	78	40.8

Table XVII

2016 Selected ICF-IID Facility Data

	Patient Days	Total Admissions	Total Patients Served
Total	811,855	219	2,459
Coahoma	48,255	14	146
Harrison	74,027	8	215
Jones	153,289	83	452
Lafayette	151,952	3	435
Lincoln	62,643	20	191
Madison	55,333	18	170
Oktibbeha	51,191	7	147
Rankin	119,583	13	374
Simpson	95,582	53	329

Table XXXIII

Psychiatric Residential Treatment Facility Bed Count,
 Patient Census, Patients Served and New Admissions
 as of December 31, 2016

	2014	2015	2016
Counties with Facilities on December 31	7	7	7
Facilities on December 31:	7	8	8
Bed Count on December 31:	346	366	366
Patients on December 31:	359	350	366
Patients Served During the Year:	1,114	1,055	1,097
New Admissions During the Year:	757	699	751
Live Discharges During the Year:	755	705	731
Deaths During the Year:	0	0	0
Patient Days During the Year:	121,203	100,105	126,876

Appendix B has data for 1994-2013

Table XXXIV

Psychiatric Residential Treatment Facility Ownership
and Percentage Distribution by Number of Facilities and
Licensed Beds as of December 31, 2016

	Facilities		Licensed Beds	
	Number	Percent	Number	Percent
Total	8	100.00	366	100.00
Proprietary	5	62.50	238	65.03
Nonprofit	2	25.00	80	21.86
Public	1	12.50	48	13.11

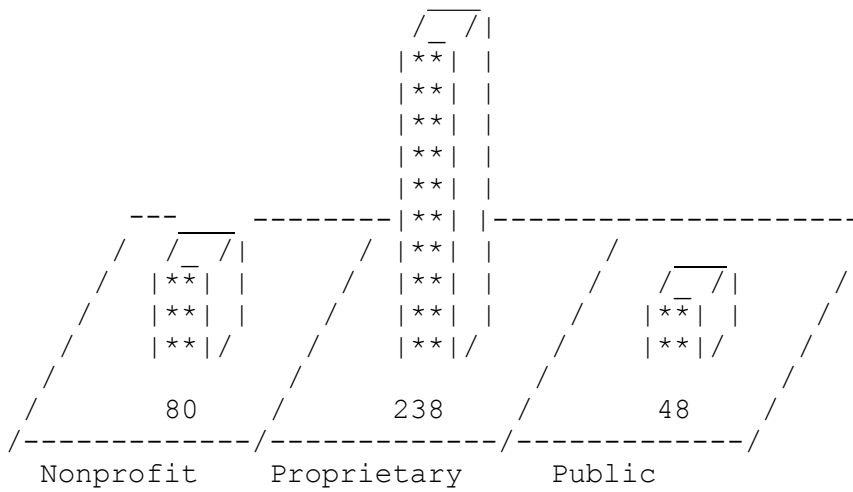
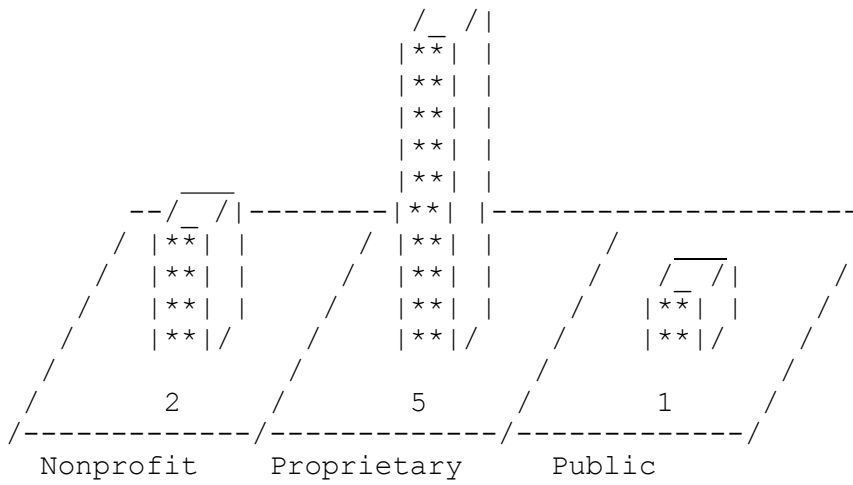


Table XXXV

Psychiatric Residential Treatment Facility Employees
and Percentage Distribution By Title and Whether Full-Time or Part-Time
as of December 31, 2016

Employees by Type	Total		Full-Time		Part-Time	
	Number	Percent	Number	Percent	Number	Percent
Total	899	100.0	784	100.0	115	100.0
Administrator	12	1.3	12	1.5	0	0.0
Clerical	23	2.6	20	2.6	3	2.6
R.N.	60	6.7	50	6.4	10	8.7
L.P.N.	27	3.0	25	3.2	2	1.7
Aide, Orderly	388	43.2	323	41.2	65	56.5
Maid, Housekeeper	34	3.8	23	2.9	11	9.6
Laundry Worker	1	0.1	1	0.1	0	0.0
Dietitian (ADA)	3	0.3	0	0.0	3	2.6
Food Service Supervisor	6	0.7	5	0.6	1	0.9
Cook, Other Food Worker	31	3.4	24	3.1	7	6.1
Physical Therapist	1	0.1	0	0.0	1	0.9
Pharmacist	1	0.1	1	0.1	0	0.0
Other	312	34.7	300	38.3	12	10.4

Table XXXVI

Licensed Bed Capacity and Beds Set Up and Staffed
for Psychiatric Residential Treatment Facilities
as of December 31, 2016

Facility	County	Licensed Beds	Beds Set Up and Staffed
Total		366	366
Canopy Childrens Solutions	Harrison	20	20
Canopy Childrens Solutions Jackson	Hinds	60	60
Diamond Grove Center	Winston	30	30
Millcreek	Simpson	57	57
Millcreek of Pontotoc	Pontotoc	51	51
Parkwood Behavioral Health System	DeSoto	40	40
Specialized Treatment Facility	Harrison	48	48
The Crossings	Lauderdale	60	60

Table XXXVII

2016 Psychiatric Residential Treatment Facility Licensed Beds,
Occupancy Rates and Average Daily Census

Facility	Licensed Beds	Occ Rate	ADC
Total	366	94.17	346.66
DeSoto County			
Parkwood Behavioral Health System	40	94.74	37.90
Harrison County	68	75.88	51.60
Canopy Childrens Solutions	20	58.00	11.60
Specialized Treatment Facility	48	83.34	40.00
Hinds County			
Canopy Childrens Solutions Jackson	60	96.50	59.90
Lauderdale County			
The Crossings	60	100.00	60.00
Pontotoc County			
Millcreek of Pontotoc	51	100.00	51.00
Simpson County			
Millcreek	57	99.70	56.84
Winston County			
Diamond Grove Center	30	98.12	29.44

Table XXXVIII

Psychiatric Residential Treatment Facility Bed Count by County
and Type of Accommodation as of December 31, 2016

County	Licensed Beds	Beds Set Up and Staffed	Private	Semi-Private	Ward
Total	366	366	61	226	79
DeSoto	40	40	0	0	40
Harrison	68	68	36	32	0
Hinds	60	60	0	60	0
Lauderdale	60	60	6	54	0
Pontotoc	51	51	15	0	36
Simpson	57	57	4	50	3
Winston	30	30	0	30	0

Table XXXIX

Psychiatric Residential Treatment Facility Bed Count
and Percentage Distribution by Type of Accommodation
as of December 31, 2016

	Total	Percent
Licensed Bed Capacity	366	100.0
Total Beds Set Up and Staffed	366	100.0
Private	61	16.7
Semi-Private	226	61.7
Ward	79	21.6

Table XL

Patients Served During 2016
in Psychiatric Residential Treatment Facilities
by Age Group and Sex

Age	Total	Percent
Total	1,097	100.0
<18	1,089	99.3
18-44	8	0.7
45-64	0	0.0
65-74	0	0.0
75-84	0	0.0
>=85	0	0.0

Sex	1,097	100.0
Male	729	66.5
Female	368	33.5

Table XLI

Number of Psychiatric Residential Treatment Facility
Patients by Sex in 2016

	Total	Male	Female
Total Patients December 31, 2015	346	240	106
New Admissions	751	489	262
Live Discharges	731	481	250
Deaths	0	0	0
Total Patients December 31, 2016	366	248	118

Table XLII

Ambulation Status of Patients in Psychiatric Residential
Treatment Facilities as of December 31, 2016
and Total Days of Patient Care

	Total	Percent
Total Patients	366	100.0
Ambulant Patients	366	100.0
Non-Ambulant Patients	0	0.0

Total Patient Days	126, 148	

Table XLIII

2016 Residential Psychiatric Treatment Facility Admissions

	Total	Percent
Total	751	100.0
Hospital	315	41.9
Another Nursing Home	0	0.0
Own or Relatives Home	65	8.7
Other	371	49.4

Table XLIV

2016 Psychiatric Residential Treatment Facility
Admissions by Fee Source

	Total	Percent
Total	751	100.0
Medicare	0	0.0
Medicaid	727	96.8
Patients and/or Relatives	0	0.0
VA	0	0.0
Welfare	0	0.0
Welfare and Other	0	0.0
Other	24	3.2

Table XLV

Destination of Patients Discharged
from Psychiatric Residential Treatment Facilities During 2016

	Total	Percent
Total	731	100.0
Deaths	0	0.0
Live Discharges	731	100.0
Returned to Own or Relatives Home	454	62.1
Transferred to Hospital	58	7.9
Transferred to Another Nursing Home	37	5.1
All Others	182	24.9

Table XVI

2016 Selected Psychiatric Residential Treatment Facility Data

County	Patient Days	Admissions	Total Patients Served
Total	126,148	751	1,097
DeSoto	13,871	80	145
Harrison	18,886	122	159
Hinds	21,191	142	191
Lauderdale	21,960	113	173
Pontotoc	18,666	131	180
Simpson	20,800	98	154
Winston	10,774	65	95

Table XLVII

Personal Care Home Bed Count, Patient Census, Patients Served
and New Admissions as of December 31, 2016

	2014	2015	2016
Counties with Facilities on December 31	60	58	59
Facilities on December 31:	184	185	181
Bed Count on December 31:	6,529	6,751	6,881
Patients on December 31:	4,956	4,864	5,201
Patients Served During the Year:	6,907	7,008	7,515
New Admissions During the Year:	2,327	2,325	2,550
Live Discharges During the Year:	1,399	1,558	1,573
Deaths During the Year:	552	588	741
Patient Days During the Year:	1,348,029	1,386,061	1,523,061

Appendix B has data for 1966-2013

Table XLVIII

Personal Care Home Ownership and Percentage Distribution
by Number of Homes and Licensed Beds as of December 31, 2016

	Facilities		Licensed Beds	
	Number	Percent	Number	Percent
Total	181	100.00	6,881	100.00
Proprietary	156	86.19	6,048	87.89
Nonprofit	22	12.15	761	11.06
Public	3	1.66	72	1.05

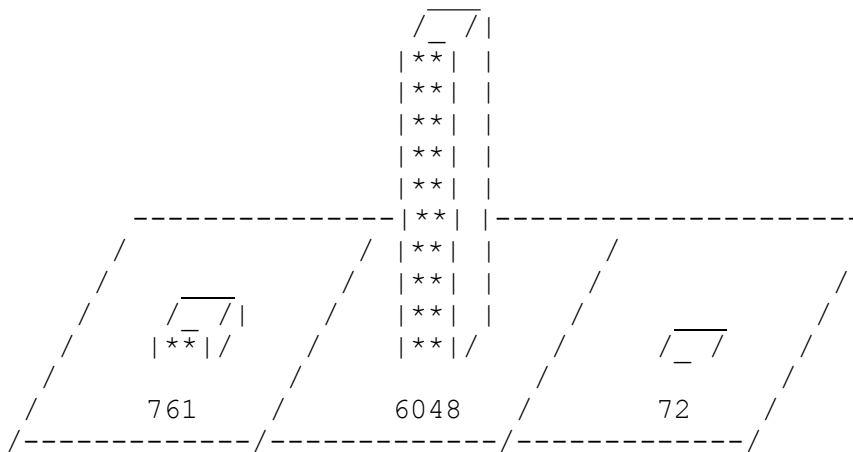
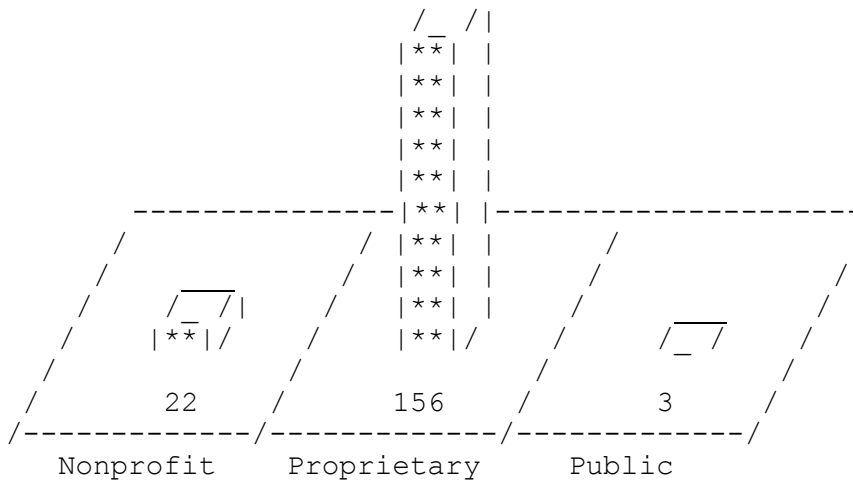


Table XLIX

Personal Care Home Employees and Percentage Distribution
By Title and Whether Full-Time or Part-Time as of December 31, 2016

Employees by Type	Total		Full-Time		Part-Time	
	Number	Percent	Number	Percent	Number	Percent
Total	5,073	100.0	3,606	100.0	1,467	100.0
Administrator	205	4.0	191	5.3	14	1.0
Clerical	153	3.0	125	3.5	28	1.9
R.N.	187	3.7	101	2.8	86	5.9
L.P.N.	748	14.7	468	13.0	280	19.1
Aide, Orderly	2,273	44.8	1,725	47.8	548	37.4
Maid, Housekeeper	279	5.5	217	6.0	62	4.2
Laundry Worker	54	1.1	38	1.1	16	1.1
Dietitian (ADA)	94	1.9	13	0.4	81	5.5
Food Service Supervisor	115	2.3	89	2.5	26	1.8
Cook, Other Food Worker	604	11.9	394	10.9	210	14.3
Physical Therapist	18	0.4	8	0.2	10	0.7
Pharmacist	21	0.4	3	0.1	18	1.2
Other	322	6.3	234	6.5	88	6.0

Table L

Licensed Bed Capacity and Beds Set Up and Staffed
for Personal Care Homes as of December 31, 2016

Facility	County	Licensed Beds	Beds Set Up and Staffed
Total		6,881	5,773
Alden Pointe Assisted Living	Lamar	45	38
Aldersgate Assisted Living	Lauderdale	58	50
Alpha Omega Personal Care Home	Hinds	13	13
Amelia's Garden Assisted Living	George	15	15
Aston Court Retirement Community	Pike	50	22
Atwood Personal Care Home	Attala	30	29
Atwood Personal Care Home Noxubee	Winston	17	12
Atwood Personal Care Home Philadelphia	Neshoba	38	30
Avonlea Assisted Living & Retirement	Lee	72	62
Bay Cove Assisted Living	Harrison	142	111
Beau Ridge Memory Care	Madison	74	48
Bee Hive Homes of Brookhaven	Lincoln	16	15
Bee Hive Homes of Carthage	Leake	16	15
Bee Hive Homes of Forest	Scott	15	15
Bee Hive Homes of Louisville	Winston	20	18
Bee Hive Homes of Marion	Lauderdale	16	15
Bee Hive Homes of Newton	Newton	13	12
Bee Hive Homes of Philadelphia	Neshoba	15	15
Bee Hive Homes of Starkville	Oktibbeha	16	15
Belmont Gardens Personal Care Home	Warren	32	17
Blueberry Hill Personal Care Home	Pearl River	11	11
Brandon Court	Rankin	6	6
Briar Hill Rest Home Personal Care Home	Rankin	2	2
Broadway Manor Residential Care Home	Washington	11	11
Brookdale Brandon	Rankin	110	93
Brookdale Clinton	Hinds	108	108
Brookdale Hattiesburg I	Forrest	90	67
Brookdale Hattiesburg II	Forrest	56	50
Brookdale Meridian	Lauderdale	110	87
Brookdale Oxford	Lafayette	90	80
Brookdale Ridgeland	Madison	100	88
Brookdale Senior Living	Harrison	105	96
Brooklyn Hall Personal Care Home	Choctaw	14	13
Brookwood Villa Personal Care Home	Wayne	30	27
Bruce Community Living Center	Calhoun	20	20
Buckman Enrichment Home	Tate	20	20
Camellia Estates	Pike	48	48
Chapman Oaks	Harrison	15	14
Charleston Place	Itawamba	44	44
Christian Care Personal Care Home	Madison	31	31
Christopher's Personal Care Home	Marshall	46	46
Church Street Manor	Pontotoc	40	38

Table L Continued

Licensed Bed Capacity and Beds Set Up and Staffed
for Personal Care Homes as of December 31, 2016

Facility	County	Licensed Beds	Beds Set Up and Staffed
Cleveland Personal Care Home Residential Living	Bolivar	85	85
Collegeview Personal Care Home	Lowndes	6	6
Comfortcare Assisted Living	Jones	12	12
Community Development Assisted Living I	Perry	30	30
Community Development Assisted Living II	Perry	12	12
Cottonwood Manor	Jones	24	24
Country Comfort	Forrest	15	11
Country Cottage	Alcorn	29	28
Countrywood Manor	Itawamba	78	44
County Meadow Personal Care Home	Leflore	18	8
Covington Ridge	Covington	36	29
Creekside Manor	Lee	53	46
Destiny Manor	Washington	11	11
Dogwood Corinth	Alcorn	40	27
Dogwood Fulton	Itawamba	36	23
Dogwood New Albany	Union	24	17
Dunbar Village Courtyard	Hancock	10	10
Elderly Care Center	Noxubee	15	14
Erie Street Personal Care Home	Hinds	11	11
Eva's Place Assisted Living	George	25	17
Extra Care Personal Care Home	Jones	10	8
EZ Living Residential Services	Hancock	20	20
Fairfield of Batesville	Panola	54	48
Fernbrooke Personal Care Home	Chickasaw	18	16
Fisher Care	Lauderdale	8	8
Flowers Manor Personal Care	Coahoma	36	6
Fondren Cove Assisted Living	Hinds	18	18
Garden Hill Assisted Living	Lowndes	62	62
Garden Suites Assisted Living	Monroe	22	15
Graceland of Grenada	Grenada	63	55
Guardian Angels	Jones	12	12
Harmony Court Assisted Living	Hinds	105	105
Haven Hall Assisted Living	Lincoln	8	8
Haven House	Marion	14	14
Heavenly Angels	Clay	7	7
Heritage House Assisted Living	Warren	41	41
Hermitage Gardens of Oxford	Lafayette	55	54
Hermitage Gardens of Southaven	DeSoto	65	47
House of Faith	Hinds	15	15
In Loving Arms	Pearl River	15	13
Indywood Estate Personal Care Home	Bolivar	39	39
Indywood Glen	Leflore	62	55
Indywood Personal Care Home	Sunflower	29	29
Lakeview Nursing Center Personal Care Home	Harrison	10	1

Table L Continued

Licensed Bed Capacity and Beds Set Up and Staffed
for Personal Care Homes as of December 31, 2016

Facility	County	Licensed Beds	Beds Set Up and Staffed
Lakeview Place	Simpson	15	15
Lawson Personal Care Home	Bolivar	13	12
Lemoyne Place	Harrison	48	48
Life Point Village	DeSoto	101	68
Love & Gracious Center Service	Hinds	11	11
Lynnwood Senior Care	Jones	14	14
Madden Lighthouse	Leake	24	24
Magnolia Gardens Assisted Living of Ellisville	Jones	20	20
Magnolia Gardens Assisted Living of Laurel	Jones	56	56
Magnolia Gardens of Greenville	Washington	48	46
Magnolia Home	Lauderdale	14	12
Magnolia Manor	Scott	15	15
Magnolia Manor of Tupelo	Lee	122	73
Magnolia New Albany	Union	65	29
Magnolia Place	Lamar	18	14
Magnolia Village	Adams	44	44
Makales Residential Living	Union	7	7
McAllister's Personal Care Home	Hinds	11	11
McCoy Personal Care Home	Lauderdale	15	15
Mississippi Cares Residential Home	Hinds	24	24
Mitchell Center	Lee	60	51
Montgomery Gardens	Oktibbeha	38	37
Nelson's Personal Care Facility	Washington	12	12
New Country Living Personal Care Home	Pearl River	14	14
North Grove Personal Care Home	Hinds	34	34
Northview Villa Personal Care	Jones	54	16
Oaktree Manor Assisted Living	Monroe	51	42
Oakwood Manor	Noxubee	18	11
Old Ladies Home	Madison	20	20
Olive Grove Terrance & Arbors	DeSoto	94	78
One Magnolia Place	Harrison	60	32
Open Arms Personal Care Home	Hinds	6	6
Paradise Cove	Hinds	6	6
Paradise Personal Care Home	Claiborne	5	5
Parker's Personal Care Home	Hinds	16	16
Peach Tree Village	Rankin	71	60
Phillip's Personal Care Home	Itawamba	14	14
Plain View Assisted Living	Rankin	55	34
Pressicare	Monroe	10	10
Providence PCC of Senatobia	Tate	70	63
Provision Living at Hattiesburg	Lamar	100	91
Rest Haven	Clarke	15	15
Rest Haven 2	Clarke	10	10
Restoration Residential Facility	Washington	15	15

Table L Continued

Licensed Bed Capacity and Beds Set Up and Staffed
for Personal Care Homes as of December 31, 2016

Facility	County	Licensed Beds	Beds Set Up and Staffed
Riggs Manor Retirement Community	Hinds	94	66
Riverbirch Residence	Lee	30	30
Rosewood Tupelo	Lee	75	43
Ruleville Nursing & Rehab	Sunflower	9	9
Samaritan Garden Personal Care Home	Lee	32	31
Sanctuary House	Jackson	10	10
Seashore Oaks Assisted Living	Harrison	42	42
Seasons	Madison	10	10
Serenity Springs Personal Care Home	Harrison	8	8
Shady Glen Retirement Village	Carroll	15	11
Shanell's Assisted Living	Hinds	15	15
Shirley's Assisted Living	Sunflower	12	12
Silas Personal Care Home	Hinds	16	16
Silvercreek Retirement Community	DeSoto	118	103
Smith Manor Assisted Living	George	15	15
Southern Living Specialty Care	Wayne	25	21
Southern Magnolia Estates I	Tishomingo	37	22
Southern Magnolia Estates II	Tishomingo	18	7
Southern Magnolia Estates III	Tishomingo	37	33
Sparrow Hills	George	26	22
St Catherine's Village Campbell Cove	Madison	60	60
St Catherine's Village Marian Hall	Madison	60	53
St David's Personal Care Home	Hinds	8	8
Stone County Nursing & Rehab Center	Stone	1	1
Strong River Villa	Simpson	15	15
Summerland Manor	Jasper	48	17
The Arrington	Lowndes	70	55
The Blake at Flowood	Rankin	130	98
The Blake at Oxford	Lafayette	115	115
The Blake at Township	Madison	115	104
The Claiborne at Adelaide	Oktibbeha	75	72
The Claiborne at Hattiesburg	Forrest	80	72
The Cove at Seashore Highlands	Harrison	75	59
The Gardens	Jackson	72	70
The Grove	Marion	8	8
The Landmark Community	Prentiss	40	40
The Orchard Personal Care	Madison	78	78
The Sunshine Inn	Union	20	20
Timeless Grace Assisted Living	Pearl River	15	14
Trinity Personal Care	Lowndes	62	52
Utopia Assisted Living	Hinds	20	20
Valor Manor	Washington	55	42
Vickers Personal Care Home	Webster	13	8
Villa South Assisted Living	Rankin	50	42

Table L Continued

Licensed Bed Capacity and Beds Set Up and Staffed
for Personal Care Homes as of December 31, 2016

<u>Facility</u>	<u>County</u>	<u>Licensed Beds</u>	<u>Beds Set Up and Staffed</u>
Waverly Care Home	Clay	21	21
Wesley Meadows Retirement Community	DeSoto	101	49
Willard F Bond Home	Madison	40	30
Wisteria Gardens	Rankin	6	6
Wisteria Manor	Clarke	30	10
Woodland Court Personal Care Home	Newton	41	28
Woodland Village Nursing Center	Hancock	2	2

Table LI

2016 Personal Care Home Licensed Beds, Occupancy Rates
and Average Daily Census

	Licensed Beds	Occ Rate	<u>Facility</u> ADC
Total	6,881	72.37*	4,161.34
Adams County Magnolia Village	44	85.10	37.44
Alcorn County Country Cottage Dogwood Corinth	69 29 40	85.00 92.60 79.50	58.66 26.86 31.80
Attala County Atwood Personal Care Home	30	0.00	0.00
Bolivar County Cleveland Personal Care Home Residential Living Indywood Estate Personal Care Home Lawson Personal Care Home	137 85 39 13	91.17 97.34 77.74 0.00	113.06 82.74 30.32 0.00
Calhoun County Bruce Community Living Center	20	52.96	10.60
Carroll County Shady Glen Retirement Village	15	0.00	0.00
Chickasaw County Fernbrooke Personal Care Home	18	72.98	13.14
Choctaw County Brooklyn Hall Personal Care Home	14	80.98	11.34
Claiborne County Paradise Personal Care Home	5	0.00	0.00
Clarke County Rest Haven Rest Haven 2 Wisteria Manor	55 15 10 30	30.16 0.00 0.00 30.16	9.04 0.00 0.00 9.04
Clay County Heavenly Angels Waverly Care Home	28 7 21	77.33 70.64 79.30	21.60 4.94 16.66

*Occupancy rate based on 5,750 licensed beds.

Table LI Continued

2016 Personal Care Home Licensed Beds, Occupancy Rates
and Average Daily Census

	Licensed Beds	Occ Rate	Facility ADC
Coahoma County			
Flowers Manor Personal Care	36	15.58	5.62
Covington County			
Covington Ridge	36	66.84	24.06
DeSoto County	479	80.79	386.98
Hermitage Gardens of Southaven	65	80.18	52.12
Life Point Village	101	79.68	80.48
Olive Grove Terrance & Arbors	94	54.24	50.98
Silvercreek Retirement Community	118	87.20	102.90
Wesley Meadows Retirement Community	101	99.52	100.50
Forrest County	241	66.47	122.94
Brookdale Hattiesburg I	90	62.06	55.84
Brookdale Hattiesburg II	56	0.00	0.00
Country Comfort	15	73.14	10.96
The Claiborne at Hattiesburg	80	70.18	56.14
George County	81	89.80	45.78
Amelia's Garden Assisted Living	15	0.00	0.00
Eva's Place Assisted Living	25	97.88	24.46
Smith Manor Assisted Living	15	0.00	0.00
Sparrow Hills	26	82.04	21.32
Grenada County			
Graceland of Grenada	63	87.06	54.84
Hancock County	32	64.89	19.46
Dunbar Village Courtyard	10	65.02	6.50
EZ Living Residential Services	20	64.82	12.96
Woodland Village Nursing Center	2	0.00	0.00
Harrison County	505	77.66	271.82
Bay Cove Assisted Living	142	99.72	141.62
Brookdale Senior Living	105	0.00	0.00
Chapman Oaks	15	78.00	11.70
Lakeview Nursing Center Personal Care Home	10	13.68	1.36
Lemoyne Place	48	67.86	32.58
One Magnolia Place	60	42.60	25.56
Seashore Oaks Assisted Living	42	0.00	0.00
Serenity Springs Personal Care Home	8	0.00	0.00
The Cove at Seashore Highlands	75	78.66	59.00

Table LI Continued

2016 Personal Care Home Licensed Beds, Occupancy Rates
and Average Daily Census

Facility	Licensed Beds	Occ Rate	ADC
Hinds County	531	70.81	341.30
Alpha Omega Personal Care Home	13	99.72	12.96
Brookdale Clinton	108	84.02	90.76
Erie Street Personal Care Home	11	81.60	8.98
Fondren Cove Assisted Living	18	0.00	0.00
Harmony Court Assisted Living	105	15.28	16.04
House of Faith	15	99.72	14.96
Love & Gracious Center Service	11	0.00	0.00
McAllister's Personal Care Home	11	99.72	10.96
Mississippi Cares Residential Home	24	91.42	21.94
North Grove Personal Care Home	34	100.00	34.00
Open Arms Personal Care Home	6	0.00	0.00
Paradise Cove	6	0.00	0.00
Parker's Personal Care Home	16	93.50	14.96
Riggs Manor Retirement Community	94	70.02	65.82
Shanell's Assisted Living	15	99.72	14.96
Silas Personal Care Home	16	93.50	14.96
St David's Personal Care Home	8	0.00	0.00
Utopia Assisted Living	20	100.00	20.00
Itawamba County	172	64.72	111.30
Charleston Place	44	89.70	39.46
Countrywood Manor	78	58.02	45.24
Dogwood Fulton	36	69.90	25.16
Phillip's Personal Care Home	14	10.26	1.44
Jackson County	82	95.48	68.74
Sanctuary House	10	0.00	0.00
The Gardens	72	95.48	68.74
Jasper County			
Summerland Manor	48	36.22	17.38
Jones County	202	60.27	92.84
Comfortcare Assisted Living	12	13.12	1.58
Cottonwood Manor	24	0.00	0.00
Extra Care Personal Care Home	10	0.00	0.00
Guardian Angels	12	26.76	3.22
Lynnwood Senior Care	14	0.00	0.00
Magnolia Gardens Assisted Living of Ellisville	20	93.58	18.72
Magnolia Gardens Assisted Living of Laurel	56	92.86	52.00
Northview Villa Personal Care	54	32.06	17.32

Table LI

2016 Personal Care Home Licensed Beds, Occupancy Rates
and Average Daily Census

Facility	Licensed Beds	Occ Rate	ADC
Lafayette County	260	62.92	163.60
Brookdale Oxford	90	88.32	79.48
Hermitage Gardens of Oxford	55	77.50	42.74
The Blake at Oxford	115	35.98	41.38
Lamar County	163	75.80	123.54
Alden Pointe Assisted Living	45	81.48	36.66
Magnolia Place	18	66.56	11.98
Provision Living at Hattiesburg	100	74.90	74.90
Lauderdale County	221	38.94	71.20
Aldersgate Assisted Living	58	85.78	49.76
Bee Hive Homes of Marion	16	84.70	13.56
Brookdale Meridian	110	7.16	7.88
Fisher Care	8	0.00	0.00
Magnolia Home	14	0.00	0.00
McCoy Personal Care Home	15	0.00	0.00
Leake County	40	77.07	30.82
Bee Hive Homes of Carthage	16	90.12	14.42
Madden Lighthouse	24	68.36	16.40
Lee County	444	69.77	309.78
Avonlea Assisted Living & Retirement	72	82.58	59.46
Creekside Manor	53	49.04	26.00
Magnolia Manor of Tupelo	122	64.60	78.82
Mitchell Center	60	85.00	51.00
Riverbirch Residence	30	99.20	29.76
Rosewood Tupelo	75	58.78	44.10
Samaritan Garden Personal Care Home	32	64.50	20.64
Leflore County	80	72.22	57.78
County Meadow Personal Care Home	18	48.40	8.72
Indywood Glen	62	79.14	49.06
Lincoln County	24	46.32	3.70
Bee Hive Homes of Brookhaven	16	0.00	0.00
Haven Hall Assisted Living	8	46.32	3.70
Lowndes County	200	70.26	92.74
Collegeview Personal Care Home	6	0.00	0.00
Garden Hill Assisted Living	62	0.00	0.00
The Arrington	70	58.42	40.88
Trinity Personal Care	62	83.64	51.86

Table LI Continued

2016 Personal Care Home Licensed Beds, Occupancy Rates
and Average Daily Census

Facility	Licensed Beds	Occ Rate	ADC
Madison County	588	71.66	349.74
Beau Ridge Memory Care	74	5.16	3.82
Brookdale Ridgeland	100	0.00	0.00
Christian Care Personal Care Home	31	67.74	21.00
Old Ladies Home	20	86.40	17.28
Seasons	10	80.74	8.08
St Catherine's Village Campbell Cove	60	74.92	44.96
St Catherine's Village Marian Hall	60	80.82	48.50
The Blake at Township	115	100.00	115.00
The Orchard Personal Care	78	89.68	69.96
Willard F Bond Home	40	52.82	21.14
Marion County	22	59.35	13.06
Haven House	14	85.48	11.96
The Grove	8	13.62	1.10
Marshall County			
Christopher's Personal Care Home	46	97.34	44.78
Monroe County	83	92.00	76.34
Oaktree Manor Assisted Living	51	100.00	51.00
Garden Suites Assisted Living	22	74.58	16.40
Pressicare	10	89.48	8.94
Neshoba County	53	79.48	11.92
Atwood Personal Care Home Philadelphia	38	0.00	0.00
Bee Hive Homes of Philadelphia	15	79.48	11.92
Newton County	54	58.12	31.40
Bee Hive Homes of Newton	13	80.10	10.42
Woodland Court Personal Care Home	41	51.16	20.98
Noxubee County	33	57.19	18.86
Elderly Care Center	15	56.58	8.48
Oakwood Manor	18	57.72	10.38
Oktibbeha County	129	70.55	38.10
Bee Hive Homes of Starkville	16	82.76	13.24
Montgomery Gardens	38	65.40	24.86
The Claiborne at Adelaide	75	0.00	0.00
Panola County			
Fairfield of Batesville	54	87.20	47.08

Table LI Continued

2016 Personal Care Home Licensed Beds, Occupancy Rates
and Average Daily Census

Facility	Licensed Beds	Occ Rate	ADC
Pearl River County	55	86.66	34.66
Blueberry Hill Personal Care Home	11	81.60	8.98
In Loving Arms	15	86.42	12.96
New Country Living Personal Care Home	14	90.88	12.72
Timeless Grace Assisted Living	15	0.00	0.00
Perry County	42	94.13	39.54
Community Development Assisted Living I	30	95.44	28.64
Community Development Assisted Living II	12	90.84	10.90
Pike County	98	64.61	63.32
Aston Court Retirement Community	50	52.08	26.04
Camellia Estates	48	77.68	37.28
Pontotoc County			
Church Street Manor	40	85.54	34.22
Prentiss County			
The Landmark Community	40	55.78	22.30
Rankin County	430	76.40	147.46
Brandon Court	6	82.34	4.94
Briar Hill Rest Home Personal Care Home	2	0.00	0.00
Brookdale Brandon	110	77.10	84.80
Peach Tree Village	71	75.66	53.72
Plain View Assisted Living	55	0.00	0.00
The Blake at Flowood	130	0.00	0.00
Villa South Assisted Living	50	0.00	0.00
Wisteria Gardens	6	66.66	4.00
Scott County	30	85.55	25.66
Bee Hive Homes of Forest	15	78.02	11.70
Magnolia Manor	15	93.08	13.96
Simpson County	30	94.76	28.42
Lakeview Place	15	94.24	14.14
Strong River Villa	15	95.22	14.28
Stone County			
Stone County Nursing & Rehab Center	1	100.00	1.00

Table LI Continued

2016 Personal Care Home Licensed Beds, Occupancy Rates
and Average Daily Census

Facility	Licensed Beds	Occ Rate	ADC
Sunflower County	50	90.98	34.58
Indywood Personal Care Home	29	88.54	25.68
Ruleville Nursing & Rehab	9	98.84	8.90
Shirley's Assisted Living	12	0.00	0.00
Tate County	90	182.74	78.64
Buckman Enrichment Home	20	98.56	19.72
Providence PCC of Senatobia	70	84.18	58.92
Tishomingo County	92	74.13	68.20
Southern Magnolia Estates I	37	67.42	24.94
Southern Magnolia Estates II	18	84.42	15.20
Southern Magnolia Estates III	37	75.84	28.06
Union County	116	57.52	51.20
Dogwood New Albany	24	72.08	17.30
Magnolia New Albany	65	52.14	33.90
Makales Residential Living	7	0.00	0.00
The Sunshine Inn	20	0.00	0.00
Warren County	73	73.27	53.48
Belmont Gardens Personal Care Home	32	51.50	16.48
Heritage House Assisted Living	41	90.26	37.00
Washington County	152	87.54	99.80
Broadway Manor Residential Care Home	11	0.00	0.00
Destiny Manor	11	81.60	8.98
Magnolia Gardens of Greenville	48	97.80	46.94
Nelson's Personal Care Facility	12	0.00	0.00
Restoration Residential Facility	15	0.00	0.00
Valor Manor	55	79.78	43.88
Wayne County	55	70.27	38.64
Brookwood Villa Personal Care Home	30	69.76	20.92
Southern Living Specialty Care	25	70.90	17.72
Webster County			
Vickers Personal Care Home	13	0.00	0.00
Winston County	37	89.16	17.84
Atwood Personal Care Home Noxubee	17	0.00	0.00
Bee Hive Homes of Louisville	20	89.16	17.84

Table LII

Personal Care Home Bed Count by County and Type of Accommodation
as of December 31, 2016

County	Total Licensed Beds	Beds Set up	Private	Semi Private	Ward
Total	6,881	5,773	4,341	1,135	297
Adams	44	44	44	0	0
Alcorn	69	55	49	6	0
Attala	30	29	29	0	0
Bolivar	137	136	124	0	12
Calhoun	20	20	14	6	0
Carroll	15	11	11	0	0
Chickasaw	18	16	16	0	0
Choctaw	14	13	5	8	0
Claiborne	5	5	5	0	0
Clarke	55	35	10	10	15
Clay	28	28	17	8	3
Coahoma	36	6	6	0	0
Covington	36	29	29	0	0
DeSoto	479	345	257	88	0
Forrest	241	200	146	54	0
George	81	69	51	18	0
Grenada	63	55	55	0	0
Hancock	32	32	10	22	0
Harrison	505	411	332	64	15
Hinds	531	503	278	128	97
Itawamba	172	125	99	20	6
Jackson	82	80	62	18	0
Jasper	48	17	17	0	0
Jones	202	162	67	92	3
Lafayette	260	249	211	38	0
Lamar	163	143	115	28	0
Lauderdale	221	187	149	14	24
Leake	40	39	35	4	0
Lee	444	336	256	74	6
Leflore	80	63	63	0	0
Lincoln	24	23	15	8	0
Lowndes	200	175	141	34	0
Madison	588	522	415	76	31
Marion	22	22	0	16	6
Marshall	46	46	30	16	0
Monroe	83	67	49	18	0
Neshoba	53	45	45	0	0
Newton	54	40	24	16	0
Noxubee	33	25	19	6	0
Oktibbeha	129	124	106	18	0
Panola	54	48	48	0	0

Table LII Continued

Personal Care Home Bed Count by County and Type of Accommodation
as of December 31, 2016

County	Total Licensed Beds	Beds Set up	Private	Semi Private	Ward
Pearl River	55	52	10	36	6
Perry	42	42	0	14	28
Pike	98	70	70	0	0
Pontotoc	40	38	20	18	0
Prentiss	40	40	40	0	0
Rankin	430	341	297	44	0
Scott	30	30	16	4	10
Simpson	30	30	30	0	0
Stone	1	1	1	0	0
Sunflower	50	50	30	8	12
Tate	90	83	57	26	0
Tishomingo	92	62	60	2	0
Union	116	73	51	22	0
Warren	73	58	58	0	0
Washington	152	137	68	46	23
Wayne	55	48	46	2	0
Webster	13	8	3	5	0
Winston	37	30	30	0	0

Table LIII

Personal Care Home Bed Count and Percentage Distribution
by Type of Accommodation as of December 31, 2016

	Total	Percent
Licensed Bed Capacity	6,881	100.0
Total Beds Set Up	5,773	83.4
Private	4,341	75.2
Semi-Private	1,135	19.7
Ward	297	5.1

Table LIV

Personal Care Homes by Bed Size as of December 31, 2016

	Total	Percent
Total	181	100.00
<15	45	24.86
15 to 29	50	27.62
30 to 44	27	14.92
45 to 59	18	9.94
60 & Up	41	22.65

Table LV

Personal Care Homes by Bed Size and County
as of December 31, 2016

	Under 15	15 - 29	30 - 44	45 - 59	60 & UP	Total
Total	45	50	26	18	42	181
Adams	0	0	1	0	0	1
Alcorn	0	1	1	0	0	2
Attala	0	0	1	0	0	1
Bolivar	1	0	1	0	1	3
Calhoun	0	1	0	0	0	1
Carroll	0	1	0	0	0	1
Chickasaw	0	1	0	0	0	1
Choctaw	1	0	0	0	0	1
Claiborne	1	0	0	0	0	1
Clarke	1	1	1	0	0	3
Clay	1	1	0	0	0	2
Coahoma	0	0	1	0	0	1
Covington	0	0	1	0	0	1
DeSoto	0	0	0	0	5	5
Forrest	0	1	0	1	2	4
George	0	4	0	0	0	4
Grenada	0	0	0	0	1	1
Hancock	2	1	0	0	0	3
Harrison	2	1	1	1	4	9
Hinds	7	7	1	0	3	18
Itawamba	1	0	2	0	1	4
Jackson	1	0	0	0	1	2
Jasper	0	0	0	1	0	1
Jones	4	2	0	2	0	8
Lafayette	0	0	0	1	2	3
Lamar	0	1	0	1	1	3
Lauderdale	2	2	0	1	1	6
Leake	0	2	0	0	0	2
Lee	0	0	2	1	4	7
Leflore	0	1	0	0	1	2
Lincoln	1	1	0	0	0	2
Lowndes	1	0	0	0	3	4
Madison	1	1	2	0	6	10
Marion	2	0	0	0	0	2
Marshall	0	0	0	1	0	1
Monroe	1	1	0	1	0	3
Neshoba	0	1	1	0	0	2
Newton	1	0	1	0	0	2
Noxubee	0	2	0	0	0	2
Oktibbeha	0	1	1	0	1	3
Panola	0	0	0	1	0	1
Pearl River	2	2	0	0	0	4
Perry	1	0	1	0	0	2

Table LV Continued

Personal Care Homes by Bed Size and County
as of December 31, 2016

	Under 15	15 - 29	30 - 44	45 - 59	60 & UP	Total
Pike	0	0	0	2	0	2
Pontotoc	0	0	1	0	0	1
Prentiss	0	0	1	0	0	1
Rankin	3	0	0	2	3	8
Scott	0	2	0	0	0	2
Simpson	0	2	0	0	0	2
Stone	1	0	0	0	0	1
Sunflower	2	1	0	0	0	3
Tate	0	1	0	0	1	2
Tishomingo	0	1	2	0	0	3
Union	1	2	0	0	1	4
Warren	0	0	2	0	0	2
Washington	3	1	0	2	0	6
Wayne	0	1	1	0	0	2
Webster	1	0	0	0	0	1
Winston	0	2	0	0	0	2

Table LVI

Patients Served During 2016 in Personal Care Homes
by Age Group and Sex

<u>Age</u>	<u>Total</u>	<u>Percent</u>
Total	7,515	100.0
<18	12	0.2
18-44	169	2.2
45-64	602	8.0
65-74	656	8.7
75-84	2,578	34.3
>=85	3,498	46.5

Sex	7,515	100.0
Male	2,224	29.6
Female	5,291	70.4

Table LVII

Number of Personal Care Home Patients by Sex in 2016

	Total	Male	Female
Total Patients December 31, 2015	4,965	1,395	3,570
New Admissions	2,550	829	1,721
Live Discharges	1,573	544	1,029
Deaths	741	216	525
Total Patients December 31, 2016	5,201	1,464	3,737

Table LVIII

Ambulation Status of Patients in Personal Care Homes
as of December 31, 2016 and Total Days of Patient Care

	Total	Percent
Total	5,201	100.0
Ambulant Patients	4,892	94.1
Non-Ambulant Patients	309	5.9

Total Patient Days	1,523,061	

Table LIX

2016 Personal Care Home Admissions

	Total	Percent
Total	2,550	100.0
Hospital	466	18.3
Another Nursing Home	483	18.9
Own or Relatives Home	1,333	52.3
Other	268	10.5

Table LX

2016 Personal Care Home Admissions by Fee Source

	Total	Percent
Total	2,550	100.0
Medicaid	0	0.0
Medicare	0	0.0
Patient and/or Relatives	2,078	81.5
VA Sponsored	44	1.7
Welfare Only	0	0.0
Welfare and Other Sources	0	0.0
Other	428	16.8

Table LXI

Destination of Patients Discharged
From Personal Care Homes During 2016

	Total	Percent
Total	2,314	100.0
Deaths	741	32.0
Live Discharges	1,573	68.0
Returned to Own or Relatives Home	435	27.6
Transferred to Hospital	339	21.6
Transferred to Another Hospital	584	37.1
All Others	215	13.7

Table XII

2016 Selected Personal Care Home Data

County	Patient Days	Total Admissions	Total Patients Served
Total	1,523,061	2,550	7,515
Adams	13,705	15	59
Alcorn	21,467	36	93
Attala	0	12	42
Bolivar	41,378	49	175
Calhoun	3,876	3	16
Carroll	0	5	14
Chickasaw	4,808	6	19
Choctaw	4,149	4	15
Claiborne	0	2	7
Clarke	3,312	15	39
Clay	7,905	10	30
Coahoma	2,054	2	11
Covington	8,806	10	32
DeSoto	141,638	228	610
Forrest	45,005	57	239
George	16,762	34	104
Grenada	20,072	18	76
Hancock	7,125	10	31
Harrison	99,486	172	534
Hinds	124,917	184	591
Itawamba	40,742	45	156
Jackson	25,162	39	109
Jasper	6,363	6	24
Jones	33,972	67	188
Lafayette	59,879	110	232
Lamar	45,221	74	197
Lauderdale	26,053	85	258
Leake	11,283	22	51
Lee	113,375	149	472
Leflore	21,146	24	86
Lincoln	1,356	15	20
Lowndes	33,945	56	178
Madison	127,993	259	664
Marion	4,779	1	15
Marshall	16,387	14	59
Monroe	27,946	36	104
Neshoba	4,363	37	80
Newton	11,487	12	42
Noxubee	6,908	9	27
Oktibbeha	13,944	65	120
Panola	17,233	24	70
Pearl River	12,687	28	73
Perry	14,469	6	45

Table LXII Continued

2016 Selected Personal Care Home Data

<u>County</u>	<u>Patient Days</u>	<u>Total Admissions</u>	<u>Total Patients Served</u>
Pike	23,176	39	101
Pontotoc	12,524	19	52
Prentiss	8,165	13	39
Rankin	53,970	199	520
Scott	9,393	10	35
Simpson	10,402	16	40
Stone	366	0	1
Sunflower	12,654	15	64
Tate	28,780	17	97
Tishomingo	24,961	38	97
Union	18,738	26	104
Warren	19,577	24	81
Washington	36,525	42	155
Wayne	14,146	9	56
Webster	0	8	17
Winston	6,526	20	49

Appendix A

INSTRUCTIONS FOR PREPARATION
OF
ANNUAL REPORT FOR INSTITUTION FOR THE AGED OR INFIRM

PAGE 1

The information to be entered on Page 1 is mostly self-explanatory with the possible exception of the section regarding "Number of employees as of December 31, 2016." Only those workers who are employees of the institution and are paid by the institution should be shown. A full-time employee is one who works approximately forty (40) hours per week in the institution. A consultant should be counted as part-time.

In reporting the number of employees for the distinct parts - report only those employees that staff the distinct part.

PAGE 2

SECTION A. Number of patients by race and sex.

- Line 1. Enter number of patients in the facility at midnight on date shown. Enter race and sex in appropriate column. The entries on Line 1 must correspond with Section A Line 5 of the 2015 report.
- Line 2. Enter number of patients admitted during the year by race and sex. It is possible that a person might have been admitted more than one time during the year.
- Line 3. Enter live discharges by race and sex.
- Line 4. Enter number of patients by race and sex who died in the facility.
- Line 5. Enter the number of patients by race and sex who were in the facility at midnight on date shown. The figures shown on Line 5 must equal the total of Lines 3 and 4 subtracted from the total of Lines 1 and 2. These figures must check both horizontally and vertically.

SECTION B. Source of fees at the time of admission for all patients admitted in 2016.

The source of fees for patients in 2016 will be the admissions in Section A, Line 2. Enter source of fees for payment at the time of admission. The total shown in Section B, Line 8, must be identical to the total shown in Section A, Line 2. Do not make any entry on Line 7 that will apply in Lines 1 through 6. Explain any entry on line 7 in "Remarks/Comments" section below.

SECTION C. Place from which patients were admitted in 2016.

Enter number of patients admitted from each of the places shown. Do not make any entry on Line 4 that will apply in Lines 1 through 3. Explain any entry on Line 4 in "Remarks/Comments" section below.

SECTION D. Number of patients served by age group during 2016

Show all patients served during the calendar year of 2016 in the appropriate age and sex group. This will be the same number of patients shown in Section A, Lines 1 and 2. Line 7 must equal the total of Lines 1 and 2 in Section A.

SECTION E. Total days of patient care rendered by facility during 2016.

Each day that a patient is in the facility is considered a patient day. Section E is the total of days for all patients served during the day.

SECTION F. Ambulation status of patients in the facility on December 31, 2016.

Note that Section F asks for ambulation status on one particular day, December 31, 2016. The total on Line 3 must be the same as the total on Line 5, Section A.

SECTION G. Disposition of live discharges in 2016.

Enter number of patients who were discharged from the facility to each of the places shown. Explain any entry on Line 4 in "Remarks/Comments" section below. The total shown on Line 5 must be the same as shown on Line 3 in Section A.

Please return the 2016 annual report form as the one page two sided document provided in your packet, and keep a copy for your files for reference in completing next year's report.

2016 ANNUAL REPORT

NAME OF INSTITUTION: _____

STREET ADDRESS: _____

CITY: _____ ZIP _____ COUNTY _____ TELEPHONE NO. _____
 FAX NO. _____

NAME OF LICENSEE: _____

NAME OF ADMINISTRATOR: _____

Classification of License 12/31/16 _____ SNF _____ ICF-IID_PSY/RES_ Personal Care Ownership of
 Facility 12/31/16 _____ Public Public Leased _____ Non-profit _____ Proprietary
 Medicare Certified Beds _____ Medicaid Certified Beds _____ Total Licensed Beds _____

Bed count-number of beds installed or set up for patients or residents on 12-31-16 (total number of beds should not exceed bed capacity shown on license).

Number of rooms with one bed on 12/31/16 _____; Number of beds _____
 Number of rooms with 2 beds on 12/31/16 _____; Number of beds _____
 Number of rooms with 3 beds on 12/31/16 _____; Number of beds _____
 Number of rooms with 4 beds on 12/31/16 _____; Number of beds _____
 Number of rooms with 5 or more beds on 12/31/16 _____; Number of beds _____
 Other accommodations (specify) _____; Number of beds _____
 TOTAL NUMBER of beds installed or set up in all rooms on 12/31/16 _____

Number of employees as of 12/31/16. Enter each employee only in the major category in which he or she functions. If a registered professional nurse or a licensed practical nurse functions as an administrator, enter on administrator line and indicate whether an R.N. or L.P.N. A consultant should be counted as part-time.

CATEGORY	FULL-TIME	PART-TIME	FULL-TIME	PART-TIME
ADMINISTRATOR(s) _____				
CLERICAL _____			DIETITIAN (ADA) _____	
R.N.'s _____			FOOD SERVICE SUPERVISOR _____	
L.P.N.'s _____			COOKS & FOOD WORKERS _____	
AIDES & ORDERLIES _____			PHYSICAL THERAPIST _____	
HOUSEKEEPERS & MAIDS _____			PHARMACIST _____	
LAUNDRY WORKERS _____			OTHER WORKERS _____	
			TOTAL EMPLOYEES _____	

List as of 12/31/16 ALL R.N.'s by name, registration number and shift worked and all L.P.N.'s by name, license number and shift worked. List only those who function as a nurse.

NAME	REG. NO.	FOR R.N.	LIC. NO.	FOR L.P.N.	SHIFT
WORKED					

SECTION A. NUMBER OF PATIENTS BY RACE AND SEX

	BLACK MALES	WHITE MALES	OTHER MALES	BLACK FEMALES	WHITE FEMALES	OTHER FEMALES
1. Total Patients 12/31/15	_____	_____	_____	_____	_____	_____
2. New admissions 2016	_____	_____	_____	_____	_____	_____
3. Live discharges 2016	_____	_____	_____	_____	_____	_____
4. Died	_____	_____	_____	_____	_____	_____
5. TOTAL patients 12/31/16	_____	_____	_____	_____	_____	_____

SECTION B. SOURCE OF FEES AT TIME OF ADMISSION FOR PATIENTS ADMITTED IN 2016

1. Medicare _____
2. Medicaid _____
3. Patients and/or relatives _____
4. VA sponsored _____
5. Welfare only _____
6. Welfare and other sources _____
7. Other (specify) _____
8. TOTAL admissions in 2016 _____

SECTION E.

TOTAL days of patient care rendered
By facility during 2016 _____

SECTION F. AMBULATION STATUS OF PATIENTS IN HOME AS OF 12/31/16

1. Ambulant _____
2. Non-ambulant _____
3. TOTAL patients 12/31/16 _____

SECTION C. PLACE FROM WHICH PATIENTS WERE ADMITTED IN 2016.

1. Hospital _____
2. Another nursing home _____
3. Own or relative's home _____
4. Other (specify) _____
5. TOTAL admissions in 2016 _____

SECTION G. DISPOSITION OF LIVE DISCHARGES IN 2016.

1. Returned to own or relative's home _____
2. Transferred to a hospital _____
3. Transferred to another nursing home _____
4. Other (specify) _____
5. TOTAL live discharges in 2016 _____

SECTION D. NUMBER OF PATIENTS SERVED DURING 2016 BY AGE GROUP:

- | | |
|-------------------------|--------------------------------|
| 1. Under 18 years _____ | 5. 75 - 84 years _____ |
| 2. 18 - 44 years _____ | 6. 85 years and older _____ |
| 3. 45 - 64 years _____ | 7. TOTAL patients served _____ |
| 4. 65 - 74 years _____ | during 2016 _____ |

Minimum Rate \$ _____ per month: maximum rate \$ _____ per month. Please attach current rate schedule.

Remarks: _____

I certify that the above information is correct to the best of my knowledge.

Date _____, _____ Signed _____

Appendix B

Table I

Nursing Homes, Bed Count, Patient Census, Patients Served,
 And New Admissions by Type of Nursing Home and Year
 All as of December 31, 1961-2013

Item and Type of Institution	1961	1962	1963	1964	1965
Counties with Institutions on December 31	36	36	39	39	39
Institutions on December 31:	96	97	102	99	93
Intensive Nursing Care	*	*	*	*	*
Skilled Nursing Care	*	*	*	*	*
Intermediate Nursing Care	*	*	*	*	*
Bed Count on December 31:	2,626	2,699	2,797#	2,811#	2,853
Intensive Nursing Care	*	*	*	*	*
Skilled Nursing Care	*	*	*	*	*
Intermediate Nursing Care	*	*	*	*	*
Patients on December 31:	1,958	2,107	2,221#	2,349	2,382
Intensive Nursing Care	*	*	*	*	*
Skilled Nursing Care	*	*	*	*	*
Intermediate Nursing Care	*	*	*	*	*
Patients Served during Year:	3,702	4,025	4,063#	4,259#	4,234
Intensive Nursing Care	*	*	*	*	*
Skilled Nursing Care	*	*	*	*	*
Intermediate Nursing Care	*	*	*	*	*
New Admissions During Year:	2,002	2,081	1,977#	2,084#	1,981
Intensive Nursing Care	*	*	*	*	*
Skilled Nursing Care	*	*	*	*	*
Intermediate Nursing Care	*	*	*	*	*

* Institutions were not classified by type until 1966.

Excludes beds or patients in one home for which no information was available.

Table I
1961-2013 Continued

Item and Type of Institution	1966	1967	1968	1969	1970
Counties with Institutions on December 31:	37	40	42	47	51
Institutions on December 31:	64	69	83	94	104
Intensive Nursing Care	2	2	2	3	2
Skilled Nursing Care	19	33	51	63	72
Intermediate Nursing Care	43	34	30	28	30
Bed Count on December 31:	2,838	3,230	4,314	5,334	6,126
Intensive Nursing Care	140	141	171	275	167
Skilled Nursing Care	957	1,848	3,008	3,954	4,736
Intermediate Nursing Care	1,741	1,241	1,135	1,105	1,223
Patients on December 31:	2,202	2,809	3,642	4,064	4,995
Intensive Nursing Care	47	98	115	160	91
Skilled Nursing Care	648	1,631	2,592	2,971	3,861
Intermediate Nursing Care	1,507	1,080	935	933	1,043
Patients Served during Year:	3,846	5,610	7,759	9,806	11,059
Intensive Nursing Care	90	302	527	590	450
Skilled Nursing Care	1,138	3,502	5,756	7,791	9,012
Intermediate Nursing Care	2,618	1,806	1,476	1,425	1,597
New Admissions During Year:	1,894	3,455	4,956	6,194	7,016
Intensive Nursing Care	67	249	429	475	379
Skilled Nursing Care	620	2,497	4,029	5,198	6,089
Intermediate Nursing Care	1,207	709	498	521	548

Table I

1961-2013 Continued

Item and Type of Institution	1971	1972	1973	1974	1975
Counties with Institutions on December 31:	52	53	54	60	61
Institutions on December 31:	109	112	114	126	130
Intensive Nursing Care	1	1	1	1	1
Skilled Nursing Care	73	79	84	99	102
Intermediate Nursing Care	35	32	29	26	27
Bed Count on December 31:	6,710	7,072	7,346	8,159	8,821
Intensive Nursing Care	63	64	64	64	41
Skilled Nursing Care	4,925	5,426	5,901	6,792	7,308
Intermediate Nursing Care	1,722	1,582	1,381	1,303	1,472
Patients on December 31:	5,859	5,866	6,980	7,737	8,384
Intensive Nursing Care	37	31	32	30	36
Skilled Nursing Care	4,263	4,953	5,667	6,502	6,968
Intermediate Nursing Care	1,559	1,444	1,281	1,205	1,380
Patients Served During Year:	11,775	11,460	12,382	13,572	14,130
Intensive Nursing Care	82	55	64	65	64
Skilled Nursing Care	9,348	9,222	10,441	11,728	12,032
Intermediate Nursing Care	2,345	2,183	1,877	1,779	2,034
New Admissions During Year:	6,898	5,667	5,923	6,345	6,559
Intensive Nursing Care	43	18	33	33	34
Skilled Nursing Care	6,020	4,868	5,260	5,751	5,600
Intermediate Nursing Care	835	781	630	561	925

Table I

1961-2013 Continued

Item and Type of Institution	1976	1977	1978	1979	1980
Counties with Institutions on December 31:	63	66	67	67	68
Institutions on December 31:	146	151	158	163&	165
Intensive Nursing Care	1	0	0	0	0
Skilled Nursing Care	110	116	126	130	128
Intermediate Nursing Care	35	35	32	32	37
Bed Count on December 31:	10,393	11,220	12,399	13,417	14,038
Intensive Nursing Care	41	0	0	0	0
Skilled Nursing Care	8,046	8,763	9,946	10,920	11,032
Intermediate Nursing Care	2,306	2,457	2,453	2,497	3,006
Patients on December 31:	9,740	10,600	11,760+	12,812	13,093*
Intensive Nursing Care	35	0	0	0	0
Skilled Nursing Care	7,665	8,357	9,531	10,474	10,631
Intermediate Nursing Care	2,040	2,243	2,229	2,338	2,462
Patients Served During Year:	15,941	17,161	18,881+	19,925	9,721*#
Intensive Nursing Care	51	0	0	0	0
Skilled Nursing Care	12,790	13,936	15,728	16,724	16,319
Intermediate Nursing Care	3,100	3,225	3,153	3,201	3,402
New Admissions During Year:	7,649	7,478	8,432+	8,148	7,185*#
Intensive Nursing Care	15	0	0	0	0
Skilled Nursing Care	5,916	6,156	7,180	6,970	5,867
Intermediate Nursing Care	1,718	1,322	1,252	1,178	1,318

& Excludes patients in three facilities for which no information was available.

+ In the original 1979 report four facilities which closed during the year were inadvertently included.

* Excludes patients in two facilities for which no information was available.

Includes patients from one facility which closed during the year.

Table I

1961-2013 Continued

Item and Type of Nursing Home	1981	1982	1983	1984
Counties with Nursing Homes on December 31:	72	72	72	72
Nursing Homes on December 31:	163	165	167	170
Skilled Nursing Care	32	32	32	35
Intermediate Nursing Care	29	27	28	31
Skilled/Intermediate	102	106	107	104
Bed Count on December 31:	13,455	13,793	14,091	14,171
Skilled Nursing Care	2,122	2,285	2,290	2,435
Intermediate Nursing Care	1,730	1,659	1,778	2,021
Skilled/Intermediate	9,603	9,849	10,023	9,715
Patients on December 31:	12,961	13,456	13,807	13,796
Skilled Nursing Care	1,998	2,236	2,227	2,356
Intermediate Nursing Care	1,636	1,586	1,640	1,906
Skilled/Intermediate	9,327	9,634	9,940	9,534
Patients Served During the Year:	19,753	19,866	19,813	20,904
Skilled Nursing Care	3,401	3,524	3,348	3,927
Intermediate Nursing Care	2,453	2,387	2,361	2,945
Skilled/Intermediate	13,899	13,955	14,104	14,032
New Admissions During the Year:	7,573	6,831	6,351	7,214
Skilled Nursing Care	1,408	1,315	1,111	1,700
Intermediate Nursing Care	904	853	857	1,099
Skilled/Intermediate	5,261	4,663	4,383	4,415

Table I

1961-2013 Continued

Item and Type of Nursing Home	1985	1986	1987	1988	1989
Counties with Nursing Homes on December 31:	71	72	72	73	74
Nursing Homes on December 31:	174	182	189	163	172
Skilled Nursing Care	37	47	65	35	38
Intermediate Nursing Care	36	44	47	21	21
Skilled/Intermediate	101	91	77	107	113
Bed Count on December 31:	14,472	14,613	14,763	14,949	15,450
Skilled Nursing Care	2,637	3,281	4,813	4,451	4,012
Intermediate Nursing Care	2,216	2,990	2,736	2,816	2,408
Skilled/Intermediate	9,619	8,342	7,214	7,682	9,030
Patients on December 31:	14,047	14,128	14,303	14,524	14,867
Skilled Nursing Care	2,522	3,122	4,668	4,310	3,779
Intermediate Nursing Care	2,063	2,831	2,586	2,740	2,319
Skilled/Intermediate	9,462	8,175	7,049	7,474	8,769
Patients Served During the Year:	21,142	21,680	21,695	21,684	22,220
Skilled Nursing Care	4,423	5,649	8,120	7,327	6,518
Intermediate Nursing Care	3,089	4,295	3,638	3,842	3,162
Skilled/Intermediate	13,630	11,736	9,937	10,515	12,540
New Admissions During the Year:	7,324	7,683	7,614	7,475	7,696
Skilled Nursing Care	1,949	2,487	3,173	3,019	2,806
Intermediate Nursing Care	1,126	1,526	1,419	1,163	871
Skilled/Intermediate	4,249	3,670	3,022	3,293	4,019

Table I
1961-2013 Continued

<u>Item and Type of Nursing Home</u>	<u>1990</u>	<u>1991</u>	<u>1992</u>	<u>1993</u>
Counties with Nursing Homes on December 31:	74	77	77	78
Nursing Homes on December 31:	166	170	173	173
Bed Count on December 31:	15,322	15,768	16,051	16,251
Patients on December 31:	15,000	15,374	15,693	15,781
Patients Served During the Year:	21,923	22,126	22,084	23,007
New Admissions During the Year:	7,344	7,121	6,713	7,361
Live Discharges During the Year:	3,864	3,842	3,486	4,140
Deaths During the Year:	3,059	2,910	2,905	3,086
Patient Days During the Year:	5,397,817	5,512,559	5,682,504	5,703,676

Table I
1961-2013 Continued

<u>Item and Type of Nursing Home</u>	<u>1994</u>	<u>1995</u>	<u>1996</u>	<u>1997</u>
Counties with Nursing Homes on December 31:	79	79	79	79
Nursing Homes on December 31:	174	175*	179	179
Bed Count on December 31:	16,371	16,531	17,208	17,335
Patients on December 31:	15,942	15,897	16,326	16,576
Patients Served During the Year:	23,717	24,402	25,352	27,211
New Admissions During the Year:	8,008	8,545	9,423	10,957
Live Discharges During the Year:	4,568	5,285	5,677	7,144
Deaths During the Year:	3,207	3,220	3,349	3,491
Patient Days During the Year:	5,728,105	5,763,387	5,870,540	5,967,856

*The Myrtles in Marion County did not submit a 1995 annual report.

Table I

1961-2013 Continued

<u>Item and Type of Nursing Home</u>	<u>1998</u>	<u>1999</u>	<u>2000</u>	<u>2001</u>
Counties with Nursing Homes on December 31:	79	79	80	81
Nursing Homes on December 31:	179*	181	189	193
Bed Count on December 31:	17,376	17,631	18,161	18,566
Patients on December 31:	16,508	16,588	16,504	16,720
Patients Served During the Year:	27,798	28,003	28,384	29,131
New Admissions During the Year:	11,280	11,460	11,798	12,632
Live Discharges During the Year:	7,670	7,729	7,923	8,532
Deaths During the Year:	3,620	3,686	3,957	3,879
Patient Days During the Year:	5,991,645	6,026,899	6,033,737	6,039,511

*Crawford Nursing Home in Hinds County is not included.

Table I

1961-2013 Continued

<u>Item and Type of Nursing Home</u>	<u>2002</u>	<u>2003</u>	<u>2004</u>	<u>2005</u>
Counties with Nursing Homes on December 31:	81	81	81	81
Nursing Homes on December 31:	199	198	200	200
Bed Count on December 31:	18,896	18,961	19,099	18,888
Patients on December 31:	16,619	16,827	16,893	16,907
Patients Served During the Year:	29,465	29,803	30,247	32,023
New Admissions During the Year:	12,767	13,192	13,445	15,389
Live Discharges During the Year:	8,801	8,883	9,348	10,881
Deaths During the Year:	4,045	4,093	4,006	4,235
Patient Days During the Year:	6,039,599	6,121,195	6,169,105	6,025,420

Table I

1961-2013 Continued

<u>Item and Type of Nursing Home</u>	<u>2006</u>	<u>2007</u>	<u>2008</u>	<u>2009</u>
Counties with Nursing Homes on December 31:	81	81	81	81
Nursing Homes on December 31:	199	203	201	202
Bed Count on December 31:	18,989	19,141	19,021	19,156
Patients on December 31:	17,035	17,026	16,981	17,078
Patients Served During the Year:	32,037	33,040	34,488	35,459
New Admissions During the Year:	15,181	16,020	17,664	18,489
Live Discharges During the Year:	11,053	12,125	13,491	14,493
Deaths During the Year:	3,949	3,889	4,016	3,888
Patient Days During the Year:	6,179,443	6,192,813	6,151,056	6,204,423

Table I

1961-2011 Continued

<u>Item and Type of Nursing Home</u>	<u>2010</u>	<u>2011</u>	<u>2012</u>	<u>2013</u>
Counties with Nursing Homes on December 31:	81	81	81	81
Nursing Homes on December 31:	203	205	205	206
Bed Count on December 31:	19,146	19,221	19,163	19,076
Patients on December 31:	16,975	16,901	16,742	16,675
Patients Served During the Year:	36,209	36,591	37,535	39,130
New Admissions During the Year:	19,105	19,630	20,629	22,426
Live Discharges During the Year:	15,361	15,809	16,783	18,282
Deaths During the Year:	3,873	3,881	4,010	4,173
Patient Days During the Year:	6,198,522	6,186,326	6,170,964	6,013,262

Table II

ICF-IID, Bed Count, Patient Census, Patients Served,
And New Admissions as of December 31, 1981-2013

Item and Type of Nursing Home	1981	1982	1983	1984
Counties with ICF-IIDs on December 31:	10	10	10	10
ICF-IIDs on December 31:	13	14	14	14
Bed Count on December 31:	1,338	1,577	1,582	1,582
Patients on December 31:	1,294	1,518	1,553	1,556
Patients Served During the Year:	1,503	1,791	1,812	1,771
New Admissions During the Year:	511	497	289	218

Table II

1981-2013 Continued

	1985	1986	1987	1988
Counties with ICF-IIDs on December 31:	9	9	9	9
ICF-IIDs on December 31:	13	13	12	12
Bed Count on December 31:	1,565	1,572	1,622	1,622
Patients on December 31:	1,526	1,546	1,559	1,570
Patients Served During the Year:	1,759	1,824	1,832	1,820
New Admissions During the Year:	225	297	286	260

Table II

1981-2013 Continued

	1989	1990	1991	1992
Counties with ICF-IIDs on December 31:	9	9	9	9
ICF-IID Facilities on December 31:	12	12	12	12
Bed Count on December 31:	1,622	1,876	1,856	1,856
Patients on December 31:	1,587	1,820	1,798	1,815
Patients Served During the Year:	1,850	2,110	2,025	1,977
New Admissions During the Year:	280	292	205	179
Live Discharges During the Year:		281	215	143
Deaths During the Year:		9	12	19
Patient Days During the Year:		655,672	644,383	656,806

Table II

1981-2013 Continued

	1993	1994	1995	1996
Counties with ICF-IIDs on December 31:	9	9	9	9
ICF-IID Facilities on December 31:	12	12	12	12
Bed Count on December 31:	1,970	2,065	2,131	2,225
Patients on December 31:	1,931	2,020	2,109	2,190
Patients Served During the Year:	2,124	2,202	2,321	2,394
New Admissions During the Year:	309	271	301	285
Live Discharges During the Year:	176	164	186	174
Deaths During the Year:	19	18	26	30
Patient Days During the Year:	690,919	717,814	757,021	772,670

Table II

1981-2013 Continued

	1997	1998	1999	2000
Counties with ICF-IIDs on December 31:	9	9	9	9
ICF-IID Facilities on December 31:	13	13	13	13
Bed Count on December 31:	2,409	2,480	2,538	2,611
Patients on December 31:	2,335	2,409	2,484	2,484
Patients Served During the Year:	2,775	2,665	2,740	2,881
New Admissions During the Year:	271	329	331	397
Live Discharges During the Year:	406	218	223	279
Deaths During the Year:	34	39	33	52
Patient Days During the Year:	834,604	862,708	893,381	925,759

Table II

1981-2013 Continued

	2001	2002	2003	2004
Counties with ICF-IIDs on December 31:	9	9	9	9
ICF-IID Facilities on December 31:	13	13	13	13
Bed Count on December 31:	2,639	2,639	2,709	2,724
Patients on December 31:	2,581	2,584	2,651	2,652
Patients Served During the Year:	2,930	2,843	2,984	2,946
New Admissions During the Year:	380	262	400	295
Live Discharges During the Year:	307	213	286	246
Deaths During the Year:	42	46	47	48
Patient Days During the Year:	936,510	947,384	956,344	968,455

Table II

1981-2013 Continued

	2005	2006	2007	2008
Counties with ICF-IIDs on December 31:	9	9	9	9
ICF-IID Facilities on December 31:	13	13	14	14
Bed Count on December 31:	2,724	2,745	2,765	2,765
Patients on December 31:	2,683	2,622	2,643	2,622
Patients Served During the Year:	2,983	2,938	2,892	2,926
New Admissions During the Year:	331	255	270	283
Live Discharges During the Year:	300	276	203	252
Deaths During the Year:	35	40	46	52
Patient Days During the Year:	976,771	964,428	952,586	955,073

Table II

1981-2013 Continued

	2009	2010	2011	2012
Counties with ICF-IIDs on December 31:	9	9	9	9
ICF-IID Facilities on December 31:	14	15	16	16
Bed Count on December 31:	2,745	2,784	2,832	2,816
Patients on December 31:	2,643	2,670	2,677	2,568
Patients Served During the Year:	2,901	2,880	2,900	2,883
New Admissions During the Year:	279	194	207	206
Live Discharges During the Year:	213	165	181	269
Deaths During the Year:	45	45	42	46
Patient Days During the Year:	965,087	977,455	982,478	952,327

Table II
1981-2013 Continued

	2013
Counties with ICF-IIDs on December 31:	9
ICF-IID Facilities on December 31:	16
Bed Count on December 31:	2,653
Patients on December 31:	2,481
Patients Served During the Year:	2,828
New Admissions During the Year:	239
Live Discharges During the Year:	298
Deaths During the Year:	49
Patient Days During the Year:	905,129

Table III

Psychiatric Residential Treatment Facility Bed count, Patient Census,
Patients Served, and New Admissions as of December 31, 1994-2013

	1994	1995	1996	1997
Counties with Psy/Res Treatment Fac. on December 31:	2	4	4	5
Psy/Res Treatment Fac. on December 31:	2	4	4	5
Bed Count on December 31:	88	158	147	177
Patients on December 31:	107	111	98	135
Patients Served During the Year:	170	234	385	480
New Admissions During the Year:	73	147	274	382
Live Discharges During the Year:	63	123	287	345
Deaths During the Year:	0	0	0	0
Patient Days During the Year:	8,038	35,103	40,344	44,965

Table III 1994-

2013 Continued

	1998	1999	2000	2001
Counties with Psy/Res Treatment Fac. on December 31:	5	4	5	4
Psy/Res Treatment Fac. on December 31:	5	4	5	4
Bed Count on December 31:	196	166	203	174
Patients on December 31:	160	142	184	165
Patients Served During the Year:	758	476	575	546
New Admissions During the Year:	391	332	433	382
Live Discharges During the Year:	367	334	391	381
Deaths During the Year:	0	0	0	0
Patient Days During the Year:	58,569	51,160	61,928	60,549

Table III

1994-2013 Continued

	2002	2003	2004	2005
Counties with Psy/Res Treatment Fac. on December 31:	5	6	7	7
Psy/Res Treatment Fac. on December 31:	5	6	7	7
Bed Count on December 31:	208	256	310	330
Patients on December 31:	195	221	247	276
Patients Served During the Year:	626	653	729	857
New Admissions During the Year:	448	475	534	611
Live Discharges During the Year:	431	432	482	532
Deaths During the Year:	0	0	0	0
Patient Days During the Year:	67,826	67,871	76,816	98,422

Table III

1994-2013 Continued

	2006	2007	2008	2009
Counties with Psy/Res Treatment Fac. on December 31:	7	7	7	7
Psy/Res Treatment Fac. on December 31:	7	7	7	7
Bed Count on December 31:	330	330	330	346
Patients on December 31:	277	300	303	346
Patients Served During the Year:	921	965	981	974
New Admissions During the Year:	644	671	681	671
Live Discharges During the Year:	627	667	678	653
Deaths During the Year:	4	0	0	0
Patient Days During the Year:	102,840	109,251	109,893	111,940

Table III

1994-2013 Continued

	2010	2011	2012	2013
Counties with Psy/Res Treatment Fac. on December 31:	7	7	7	7
Psy/Res Treatment Fac. on December 31:	7	7	7	7
Bed Count on December 31:	346	346	346	346
Patients on December 31:	333	336	330	331
Patients Served During the Year:	1,033	1,057	1,080	1,088
New Admissions During the Year:	712	724	744	758
Live Discharges During the Year:	700	721	750	757
Deaths During the Year:	0	0	0	0
Patient Days During the Year:	119,475	121,497	121,955	118,759

Table IV

Personal Care Homes, Bed Count, Patient Census, Patients Served,
And New Admissions as of December 31, 1966-2013

	1966	1967	1968	1969
Counties with Personal Care Homes on December 31:	14	13	12	12
Institutions on December 31:	22	18	16	15
Bed Count on December 31:	324	277	223	207
Patients on December 31:	280	235	197	175
Patients Served during Year:	597	510	476	248
New Admissions During Year:	314	294	277	74
Live Discharges During Year:	92	51	44	65
Deaths During Year:	24	28	9	8
Inpatient Days During Year:	103,270	72,283	60,085	63,003

Table IV

1966-2013 Continued

	1970	1971	1972	1973
Counties with Personal Care Homes on December 31:	11	12	12	11
Institutions on December 31:	12	13	13	12
Bed Count on December 31:	165	266	272	252
Patients on December 31:	150	208	201	168
Patients Served During Year:	187	263	243	221
New Admissions During Year:	43	43	36	29
Live Discharges During Year:	35	42	31	42
Deaths During Year:	2	13	11	11
Inpatient Days During Year:	52,363	74,455	74,052	66,930

Table IV
1966-2013 Continued

	1974	1975	1976	1977
Counties with Institutions on December 31:	N/A	N/A	9	7
Institutions on December 31:	8	9	9	9
Bed Count on December 31:	167	189	187	199
Patients on December 31:	105	111	110	121
Patients Served During Year:	130	137	135	159
New Admissions During Year:	19	16	24	39
Live Discharges During Year:	19	21	21	35
Deaths During Year:	6	5	4	3
Inpatient Days During Year:	N/A	N/A	N/A	N/A

Table IV
1966-2013 Continued

	1978	1979	1980	1981
Counties with Institutions on December 31:	8	N/A	8	6
Institutions on December 31:	9	9	11	14
Bed Count on December 31:	161	155	177	193
Patients on December 31:	107	112	139	168
Patients Served During Year:	135	130	188	N/A
New Admissions During Year:	22	20	54	N/A
Live Discharges During Year:	27	11	40	N/A
Deaths During Year:	4	3	1	N/A
Inpatient Days During Year:	40,528	39,064	47,006	N/A

Table IV
1966-2013 Continued

	1982	1983	1984	1985
Counties with Personal Care Homes on December 31:	7	11	15	16
Personal Care Homes on December 31:	18	33	41	48
Bed Count on December 31:	293	509	617	782
Patients on December 31:	240	421	493	605
Patients Served During the Year:	294	586	720	936
New Admissions During the Year:	152	337	296	452
Live Discharges During the Year:	52	155	217	318
Deaths During the Year:	2	12	10	15
Inpatient Days During Year:	60,376	113,243	171,367	199,945

Table IV
1966-2013 Continued

	1986	1987	1988	1989
Counties with Personal Care Homes on December 31:	24	24	26	28
Personal Care Homes on December 31:	65	70	76	79
Bed Count on December 31:	1,064	1,206	1,339	1,476
Patients on December 31:	732	906	974	1,041
Patients Served During the Year:	1,173	1,415	1,510	1,610
New Admissions During the Year:	572	733	626	713
Live Discharges During the Year:	425	471	504	542
Deaths During the Year:	17	39	32	27
Patient Days During Year:	234,613	291,609	332,713	359,511

Table IV
1966-2013 Continued

	1990	1991	1992	1993
Counties with Personal Care Homes on December 31:	33	36	37	40
Personal Care Homes on December 31:	89	102	111	124
Bed Count on December 31:	1,745	2,005	2,302	2,477
Patients on December 31:	1,229	1,420	1,665	1,859
Patients Served During the Year:	1,907	2,285	2,567	2,825
New Admissions During the Year:	890	1,036	1,123	1,227
Live Discharges During the Year:	636	795	824	873
Deaths During the Year:	44	70	78	93
Patient Days During the Year:	401,147	486,542	563,430	608,894

Table IV
1966-2013 Continued

	1994	1995	1996	1997
Counties with Personal Care Homes on December 31:	39	43	50	51
Personal Care Homes on December 31:	128	140	153	159
Bed Count on December 31:	2,490	2,710	2,856	3,392
Patients on December 31:	1,798	1,976	1,821	2,242
Patients Served During the Year:	2,910	3,090	2,950	3,439
New Admissions During the Year:	1,273	1,353	1,229	1,544
Live Discharges During the Year:	990	1,014	990	1,040
Deaths During the Year:	122	100	139	158
Patient Days During the Year:	592,642	657,255	620,742	643,081

Table IV
1966-2013 Continued

	1998	1999	2000	2001
Counties with Personal Care Homes on December 31:	33	56	53	57
Personal Care Homes on December 31:	89	194	203	190
Bed Count on December 31:	1,745	4,710	5,013	4,826
Patients on December 31:	1,229	3,074	3,360	3,191
Patients Served During the Year:	1,907	4,569	5,028	5,174
New Admissions During the Year:	890	2,115	2,045	1,983
Live Discharges During the Year:	636	1,265	1,413	1,462
Deaths During the Year:	44	230	260	334
Patient Days During the Year:	401,147	713,486	789,382	917,944

Table IV
1966-2013 Continued

	2002	2003	2004	2005
Counties with Personal Care Homes on December 31:	56	56	56	57
Personal Care Homes on December 31:	194	180	173	175
Bed Count on December 31:	4,783	4,700	4,731	4,842
Patients on December 31:	3,552	3,473	3,582	3,761
Patients Served During the Year:	5,349	5,275	5,316	5,594
New Admissions During the Year:	1,976	1,879	1,990	2,172
Live Discharges During the Year:	1,423	1,388	1,346	1,369
Deaths During the Year:	374	378	388	464
Patient Days During the Year:	956,586	995,100	1,072,666	1,149,543

Table IV
1966-2013 Continued

	2006	2007	2008	2009
Counties with Personal Care Homes on December 31:	57	58	60	60
Personal Care Homes on December 31	178	162	165	162
Bed Count on December 31:	5,054	4,824	5,090	5,078
Patients on December 31:	3,892	3,738	3,724	3,812
Patients Served During the Year:	5,791	5,478	5,590	5,608
New Admissions During the Year:	2,066	1,869	1,910	2,015
Live Discharges During the Year:	1,461	1,365	1,391	1,372
Deaths During the Year:	438	375	475	424
Patient Days During the Year:	1,239,690	1,262,449	1,269,066	1,274,982

Table IV
1966-2013 Continued

	2010	2011	2012	2013
Counties with Personal Care Homes on December 31	59	61	59	60
Personal Care Homes on December 31:	166	173	172	177
Bed Count on December 31:	5,393	5,545	5,771	6,211
Patients on December 31:	4,098	4,240	4,349	4,628
Patients Served During the Year:	5,921	6,244	6,430	6,737
New Admissions During the Year:	2,114	2,220	2,274	2,352
Live Discharges During the Year:	1,390	1,553	1,558	1,538
Deaths During the Year:	433	471	523	571
Patient Days During the Year:	1,203,390	1,275,720	1,303,457	1,318,940

Appendix C

2006 - 2016 Nursing Facility Licensed Beds by County

Facility	2006	2016
Total	18,989	19,179
Adams County	259	254
Adams County Nursing Center	105	100
Glenburney Healthcare & Rehab	96	96
Natchez Rehab & Healthcare Center	58	58
Alcorn County	264	264
Cornerstone Rehab & Healthcare	95	95
Mississippi Care Center of Alcorn County	125	125
Whitfield Nursing Home	44	44
Amite County		
Liberty Community Living Center	80	80
Attala County	270	270
Attala County Nursing Center	120	120
Mississippi State Veterans Home Kosciusko	150	150
Benton County		
Ashland Health & Rehab	60	60
Bolivar County	350	350
Bolivar Medical Center Long Term Care Facility	35	35
Cleveland Nursing & Rehab Center	120	120
Delta Rehab & Healthcare of Cleveland	75	75
Oak Grove Retirement Home	60	60
Shelby Health & Rehab Center	60	60
Calhoun County	155	155
Baptist Nursing Home Calhoun	120	120
Bruce Community Living Center	35	35
Carroll County		
Vaiden Community Living Center	60	60
Chickasaw County	139	139
Floy Dyer Manor	66	66
Shearer Richardson Memorial Nursing Home	73	73
Choctaw County		
Choctaw Nursing & Rehab Center	73	60
Claiborne County		
Claiborne County Senior Care	77	73
Clarke County		
Lakeside Health & Rehab Center	120	120

2006 - 2016 Nursing Facility Licensed Beds by County

Facility	2006	2016
Clay County	180	160
Dugan Memorial Home	60	60
West Point Community Living Center	120	100
Coahoma County	178	178
Clarksdale Nursing Center	112	112
Greenbough Health & Rehab Center	66	66
Copiah County	180	150
Copiah Living Center	60	60
Pine Crest Guest Home	120	90
Covington County	210	270
Arrington Living Center		60
Covington County Nursing Center	60	60
Mississippi State Veterans Home Collins	150	150
DeSoto County	320	320
Desoto Healthcare Center	120	120
Diversicare of Southaven	140	140
Landmark of Desoto	60	60
Forrest County	496	536
Bedford Alzheimer's Care Center		60
Bedford Care Center of Hattiesburg	162	152
Bedford Care Center Monroe Hall	90	80
Bedford Care Center of Petal	60	60
Hattiesburg Health & Rehab Center	184	184
Franklin County		
Meadville Convalescent Home	60	60
George County		101
George Regional Health & Rehab		41
Glenoaks Nursing Center	60	60
Greene County	120	120
Greene Rural Health Center	60	60
Leakesville Rehab & Nursing Center	60	60
Grenada County	257	247
Grenada Living Center	120	110
Grenada Rehab & Healthcare Center	137	137
Hancock County		202
Dunbar Village Terrace		70
Woodland Village Nursing Center	132	132

2006 - 2016 Nursing Facility Licensed Beds by County

Facility	2006	2016
Harrison County	736	932
Boyington Health & Rehab Center	180	180
Dixie White House & Rehab Center	60	60
Driftwood Nursing Center	151	151
GreenBriar Nursing Center		106
Gulfport Care Center		90
Lakeview Nursing Center	105	105
The Pillars of Biloxi Medical	240	240
Hinds County	1,577	1,518
Belhaven Senior Care	60	60
Chadwick Nursing & Rehab Center	102	102
Clinton Healthcare	121	121
Compere's Nursing Home	60	60
Community Place	60	60
Cottage Grove Nursing Home	120	120
Forest Hill Nursing Center	87	87
Hinds County Nursing & Rehab Center	119	60
Lakeland Nursing & Rehab Center	105	105
Magnolia Senior Care	60	60
Manhattan Nursing & Rehab Center	180	180
Mississippi State Veterans Home Jackson	150	150
Pleasant Hills Community Living Center	120	120
Willow Creek Retirement Center	88	88
Woodlands Rehab & Healthcare Center	145	145
Holmes County	148	148
Holmes County Long Term Care Center	80	80
Lexington Manor Senior Care	68	68
Humphreys County		
Humphreys County Nursing Home	60	60
Itawamba County	196	196
Courtyards Community Living Center	66	66
The Meadows	130	130
Jackson County	528	528
Ocean Springs Health & Rehab	115	115
Plaza Community Living Center	120	120
River Chase Village	60	60
Singing River Health & Rehab Center	160	160
Sunplex Subacute	73	73
Jasper County		
Jasper County Nursing Home	110	110

2006 - 2016 Nursing Facility Licensed Beds by County

Facility	2006	2016
Jefferson County		
Jefferson County Nursing Home	60	60
Jeff Davis County		
Jefferson Davis General ECF	60	60
Jones County	438	428
Care Center of Laurel	130	120
ComfortCare Nursing Home	126	126
Jones County Rest Home	122	122
Laurelwood Community Living Center	60	60
Kemper County		
Mississippi Care Center of Dekalb	60	60
Lafayette County	330	330
Mississippi State Veterans Home Oxford	150	150
Oxford Health & Rehab Center	180	180
Lamar County	180	180
Lamar Healthcare & Rehab Center	120	120
Windham House of Hattiesburg	60	60
Lauderdale County	830	825
Bedford Care Center of Marion	128	120
Diversicare of Meridian	120	120
James T Champion Nursing Facility		105
Meridian Community Living Center	58	58
North Pointe Health & Rehab		60
Poplar Springs Nursing Center	130	91
Queen City Nursing Center	84	84
Reginald P White Nursing Facility	228	105
The Oaks Rehab & Healthcare Center	82	82
Lawrence County		
Lawrence County Nursing Center	60	60
Leake County	143	143
Carthage Health & Rehab Center	44	44
Diversicare of Carthage	99	99
Lee County	487	487
Baldwyn Nursing Facility	107	107
Cedars Health Center	140	140
Diversicare of Tupelo	120	120
Tupelo Nursing & Rehab Center	120	120

2006 - 2016 Nursing Facility Licensed Beds by County

Facility	2006	2016
Leflore County	410	370
Crystal Rehab & Healthcare Center	110	110
Golden Age Nursing Home	180	180
RiverView Nursing & Rehab Center	120	80
Lincoln County	320	320
Countrybrook Living Center	121	121
Diversicare of Brookhaven	58	58
Haven Hall Healthcare Center	81	81
Silver Cross Health & Rehab	60	60
Lowndes County	380	380
Aurora Health & Rehab	120	120
Trinity Healthcare of Columbus	60	60
Vineyard Court Nursing Center	60	60
Windsor Place Nursing & Rehab	140	140
Madison County	455	455
Highland Home	120	120
Madison County Nursing Home	95	95
St. Catherine's Village Siena Center	120	120
The Arbor	60	60
The Nicholas Center	60	60
Marion County	297	297
Columbia Rehab & Healthcare Center	119	119
The Grove	80	80
The Myrtles Nursing Center	98	98
Marshall County	180	180
Great Oaks Rehab & Healthcare	60	60
Holly Springs Rehab & Healthcare	120	120
Monroe County	332	332
Care Center of Aberdeen	120	120
Diversicare of Amory	152	152
River Place Nursing Center	60	60
Montgomery County		
Winona Manor Healthcare & Rehab	120	120
Neshoba County	328	340
Choctaw Residential Center	120	120
Hilltop Manor Health & Rehab Center	60	60
Neshoba County Nursing Home	148	160

2006 - 2016 Nursing Facility Licensed Beds by County

Facility	2006	2016
Newton County	180	180
Bedford Care Center of Newton	120	120
J.G. Alexander Nursing Center	60	60
Noxubee County		
Noxubee County Nursing Home	60	60
Oktibbeha County	179	179
Starkville Manor Healthcare	119	119
The Carrington Nursing	60	60
Panola County	190	190
Diversicare of Batesville	130	130
Sardis Community Nursing Home	60	60
Pearl River County	246	306
Bedford Care Center of Picayune		60
Pearl River County Hospital & Nursing Home	126	126
Picayune Rehab & Healthcare Center	120	120
Perry County		
Perry County Nursing Center	60	60
Pike County	315	315
Camellia Estates	30	30
Courtyard Rehab & Healthcare	145	145
McComb Nursing & Rehab Center	140	140
Pontotoc County	164	164
Pontotoc Health & Rehab Center	60	60
Pontotoc Nursing Home	44	44
Sunshine Health Care	60	60
Prentiss County	144	144
Landmark Nursing & Rehab Center	80	80
Longwood Community Living Center	64	64
Quitman County		
Quitman County Health & Rehab	60	60
Rankin County	929	890
Brandon Court	100	100
Brandon Nursing & Rehab Center	230	230
Briar Hill Rest Home	60	60
Jaquith Nursing Home Adams Inn	59	86
Jaquith Nursing Home Jaquith Inn	87	87
Jaquith Nursing Home Jefferson Inn	86	86
Jaquith Nursing Home Madison Inn	85	85

2006 - 2016 Nursing Facility Licensed Beds by County

Facility	2006	2016
Jaquith Nursing Home Monroe Inn	88	44
Methodist Specialty Care Center	60	60
Wisteria Gardens		52
Jaquith Nursing Home Washington Inn	74	
Scott County	140	140
Lackey Convalescent Home	20	20
Mississippi Care Center of Morton	120	120
Sharkey County		
Sharkey Issaquena Nursing Home	54	54
Simpson County	180	180
Bedford Care Center of Mendenhall	60	60
Hillcrest Nursing Center	120	120
Smith County		
Mississippi Care Center of Raleigh	121	121
Stone County	208	162
Azalea Gardens Nursing Center	149	103
Stone County Nursing & Rehab Center	59	59
Sunflower County	244	246
Indianola Rehab & Healthcare Center	75	75
Ruleville Nursing & Rehab	109	111
Walter B Crook Nursing Facility	60	60
Tallahatchie County		
Tallahatchie General Hospital	68	98
Tate County		
Senatobia Healthcare & Rehab	120	120
Tippah County	240	240
Diversicare of Ripley	140	140
Rest Haven Health & Rehab	60	60
Tippah County Nursing Home	40	40
Tishomingo County	178	178
Tishomingo Community Living Center	73	73
Tishomingo Manor Nursing Home	105	105
Tunica County		
Tunica County Health & Rehab	60	60

2006 - 2016 Nursing Facility Licensed Beds by County

Facility	2006	2016
Union County	180	180
New Albany Health & Rehab Center	120	120
Union County Health & Rehab	60	60
Walthall County	137	137
Diversicare of Tylertown	60	60
Billdora Senior Care	77	77
Warren County	380	380
Heritage House Nursing Center	60	60
Shady Lawn Health & Rehab	100	100
The Bluffs Rehab & Healthcare	120	120
Vicksburg Convalescent Home	100	100
Washington County	356	356
Arbor Walk Healthcare Center	60	60
Legacy Manor Nursing & Rehab Center	60	60
Mississippi Care Center of Greenville	116	116
River Heights Healthcare Center	60	60
Washington Care Center	60	60
Wayne County		
Pine View Health & Rehab Center	90	90
Webster County	155	155
Diversicare of Eupora	119	119
Webster Health Services Nursing Facility	36	36
Wilkinson County		
Wilkinson County Senior Care	105	90
Winston County	180	134
Louisville Healthcare	60	60
Winston County Nursing Home	120	74
Yalobusha County		
Yalobusha County Nursing Home	120	122
Yazoo County	221	240
Martha Coker Green House Homes	41	60
Yazoo City Rehab & Healthcare	180	180

2006 - 2016 ICF-IID Licensed Beds by County

Facility	2006	2016
Total	2,745	2,434
Coahoma		
Delta Manor	132	132
Harrison County		
South Mississippi Regional Center	260	220
Jones County	712	482
Hillside ICF-IID	138	160
Paul D Cotten ICF-IID	94	94
Pecan Grove ICF-IID	283	228
Clover Circle ICF/IID	197	
Lafayette County		
Woodlane ICF-IID	491	453
Lincoln County		176
Lincoln Residential	140	140
Mississippi Adolescent Center		36
Madison County		152
Canton Manor	132	132
Son Valley		20
Oktibbeha County		
Rolling Hills Development Center	140	140
Rankin County		
Hudspeth Regional Center	415	415
Simpson County	323	264
W L Jaquith	198	139
Millcreek ICF-IID	125	125

2006 - 2016 Psy/Res Treatment Facility Licensed Beds by County

Facility	2006	2016
Total	330	366
DeSoto County		
Parkwood Behavioral Health System	40	40
Harrison County		68
Canopy Childrens Solutions		20
Specialized Treatment Facility	48	48
Hinds County		
Canopy Children's Solutions Jackson	44	60
Lauderdale County		
The Crossings	60	60
Pontotoc County		
Millcreek of Pontotoc	51	51
Simpson County		
Millcreek	57	57
Winston County		
Diamond Grove Center	30	30

2006 - 2016 Personal Care Home Licensed Beds by County

	2006	2016
Total	5,054	6,853
Adams County	61	
Magnolia Village	46	44
Arnold's Personal Care Home	15	
Alcorn County	69	69
Country Cottage	29	29
Dogwood Corinth	40	40
Attala County	40	
Atwood Personal Care Home #2	31	30
Atwood Personal Care Home #1	9	
Bolivar County	162	137
Cleveland Personal Care Home Residential Living	95	85
Indywood Estate Personal Care Home	38	39
Lawson Personal Care Home	13	13
Cornerstone Personal Care Home	16	
Calhoun County		
Bruce Community Living Center	20	20
Carroll County		
Shady Glen Retirement Village		15
Chickasaw County		
Fernbrooke Personal Care Home		18
Langford's Magnolia Personal Care Home	24	
Choctaw County		
Brooklyn Hall Personal Care Home		14
Claiborne County		
Paradise Personal Care Home		5
Clarke County		55
Rest Haven		15
Rest Haven 2		10
Wisteria Manor		30
Golden Meadow	20	
Clay County	28	28
Heavenly Angels		7
Waverly Care Home	21	21
Fondern's Personal Care Home	7	

2006 - 2016 Personal Care Home Licensed Beds by County

	2006	2016
Coahoma County		
Flowers Manor Personal Care	36	36
Covington County		
Covington Ridge	36	36
DeSoto County	131	479
Hermitage Gardens of Southaven	65	65
Life Point Village		101
Olive Grove Terrance & Arbors	36	94
Silvercreek Retirement Community		118
Wesley Meadows Retirement Community	30	101
Forrest County	182	241
Brookdale Hattiesburg I	90	90
Brookdale Hattiesburg II	56	56
Country Comfort	16	15
The Claiborne at Hattiesburg		80
Hartford Place	20	
George County	68	81
Amelia's Garden Assisted Living		15
Eva's Place Assisted Living		25
Smith Manor Assisted Living	14	15
Sparrow Hills		26
Silvercrest Personal Care	9	
Willie Banks Center	10	
Benndale Personal Care	11	
Ramsey Springs Village	24	
Grenada County	58	
Graceland of Grenada	38	63
Graceland of Grenada North	20	
Hancock County		32
Dunbar Village Courtyard		10
EZ Living Residential Services		20
Woodland Village Nursing Center	2	2
Harrison County	160	477
Bay Cove Assisted Living		142
Brookdale Senior Living	105	105
Chapman Oaks	15	15
Lakeview Nursing Center Personal Care Home	10	10
The Cove at Seashore Highlands		75
Lemoyne Place		48
One Magnolia Place		32

2006 - 2016 Personal Care Home Licensed Beds by County

	2006	2016
Seashore Oaks Assisted Living		42
Serenity Springs Personal Care Home		8
Alpha Personal Care Home	14	
A Connected Heart	8	
Rebekah's House	8	
Hinds County	474	531
Alpha Omega Personal Care Home	13	13
Brookdale Clinton		108
Erie Street Personal Care Home	11	11
Fondren Cove Assisted Living		18
Harmony Court Assisted Living		105
House of Faith		15
Love & Gracious Center Service		11
McAllister's Personal Care Home	11	11
Mississippi Cares Residential Home		24
North Grove Personal Care Home	34	34
Open Arms Personal Care Home		6
Paradise Cove	6	6
Parker's Personal Care Home	16	16
Riggs Manor Retirement Community	56	94
Shanell's Assisted Living		15
Silas Personal Care Home		16
St David's Personal Care Home	8	8
Utopia Assisted Living		20
Autumn Light	23	
Campbell's Personal Care Home	6	
Central MS Personal Care Home	13	
Clifton Street Assisted Living	36	
Community Welfare & Health Center	14	
Eldercare Personal Care Home	11	
Gena's Four Seasons Personal Care Home	8	
Hope Personal Care Home	18	
Izora's Personal Care Home	12	
Mom & Daughter Personal Care Home	13	
Myles Retreat Home Golden Age	43	
Pope Personal Care Home	6	
Ramsey's Personal Care Home	12	
Strickland's Personal Care Home	6	
T S Personal Care Home	10	
Trace Point Assisted Living	88	
Holmes County		
Miss Bernice's House	16	
Itawamba County	78	172
Charleston Place		44
Countrywood Manor	32	78

2006 - 2016 Personal Care Home Licensed Beds by County

	2006	2016
Dogwood Fulton	32	36
Phillip's Personal Care Home	14	14
Jackson County	90	82
Sanctuary House		10
The Gardens	52	72
Alternative Personal Care	12	
Casa De Lola	15	
New Beginning Personal Care Home	11	
Jasper County		
Summerland Manor	48	48
Jones County	186	202
Comfortcare Assisted Living	12	12
Cottonwood Manor	24	24
Extra Care Personal Care Home		10
Guardian Angels		12
Lynnwood Senior Care		14
Magnolia Gardens Assisted Living of Ellisville		20
Magnolia Gardens Assisted Living of Laurel		56
Northview Villa Personal Care	54	54
Alexander Milne Home for Women	56	
Magnolia Gardens Assisted Livi	40	
Lafayette County	144	260
Brookdale Oxford	80	90
Hermitage Gardens of Oxford	64	55
The Blake at Oxford		115
Lamar County	76	163
Alden Pointe Assisted Living	45	45
Magnolia Place	18	18
Provision Living at Hattiesburg		100
Lauderdale County	153	221
Aldersgate Assisted Living	58	58
Bee Hive Homes of Marion		16
Brookdale Meridian	80	110
Fisher Care		8
McCoy Personal Care Home	15	15
Magnolia Home		14
Lawrence County	22	
Heritage Manor	12	
Lawrence County Personal Care Home	10	

2006 - 2016 Personal Care Home Licensed Beds by County

	2006	2016
Leake County		40
Bee Hive Homes of Carthage		16
Madden Lighthouse		24
Lee County	398	444
Avonlea Assisted Living & Retirement	72	72
Creekside Manor		53
Magnolia Manor of Tupelo	50	122
Mitchell Center	60	60
Riverbirch Residence	30	30
Rosewood Tupelo	75	75
Samaritan Garden Personal Care Home	32	32
Homeplace of Saltillo	72	
The Home Place of Nettleton	7	
Leflore County	74	80
County Meadow Personal Care Home	12	18
Indywood Glen	62	62
Lincoln County	45	24
Haven Hall Assisted Living	8	8
Bee Hive Homes of Brookhaven		16
Haven Hall Healthcare Center	15	
Shady Oaks Home for the Elderly	13	
Serenity Personal Care Home	9	
Lowndes County	213	200
Collegeview Personal Care Home	6	6
Garden Hill Assisted Living		62
The Arrington	70	70
Trinity Personal Care	62	62
Cherub's Personal Care Home	13	
Homeplace of Columbus	62	
Madison County	363	588
Beau Ridge Memory Care		74
Brookdale Ridgeland	100	100
Christian Care Personal Care Home	31	31
Old Ladies Home	20	20
Seasons	10	10
St Catherine's Village Campbell Cove	36	60
St Catherine's Village Marian Hall	60	60
The Blake at Township		115
The Orchard Personal Care	61	78
Willard F Bond Home	40	40
La Estella Leon Home	5	

2006 - 2016 Personal Care Home Licensed Beds by County

	2006	2016
Marion County	19	22
Haven House	11	14
The Grove	8	8
Marshall County		
Christopher's Personal Care Home	46	46
Monroe County	77	83
Oaktree Manor Assisted Living	43	51
Garden Suites Assisted Living	22	22
Pressicare		10
Monroe County Rest Home	12	
Neshoba County	34	53
Atwood Personal Care Home Philadelphia		38
Bee Hive Homes of Philadelphia	12	15
Neshoba County Nursing Home	22	
Newton County	118	54
Bee Hive Homes of Newton	12	13
Woodland Court Personal Care Home	24	41
Central Miss Residential Center	48	
Magnolia Regional	27	
Mimosa Homes	7	
Noxubee County	25	33
Elderly Care Center	15	15
Oakwood Manor		18
Brooksville Assisted Living Home	10	
Oktibbeha County	55	129
Bee Hive Homes of Starkville		16
Montgomery Gardens		38
The Claiborne at Adelaide		75
Cantrell's Personal Care Home	15	
O'Brian's Personal Care Home	22	
Vickers Personal Care Home	18	
Panola County		
Fairfield of Batesville	54	54
Pearl River County	117	55
Blueberry Hill Personal Care Home		11
In Loving Arms		15
New Country Living Personal Care Home	14	14
Timeless Grace Assisted Living		15
Magnolia Personal Care	60	

2006 - 2016 Personal Care Home Licensed Beds by County

	2006	2016
Our Place Personal Care Home	12	
Shady Oaks of Carriere	11	
Southern Pines Personal Care	20	
Perry County	22	42
Community Development Assisted Living I		30
Community Development Assisted Living II	12	12
Friend's Personal Care Home	10	
Pike County	98	98
Aston Court Retirement Community	50	50
Camellia Estates	48	48
Pontotoc County	54	
Church Street Manor	40	40
Church Street Personal Care Home	14	
Prentiss County		
The Landmark Community	40	40
Rankin County	200	430
Brandon Court	6	6
Briar Hill Rest Home Personal Care Home	2	2
Brookdale Brandon	110	110
Peach Tree Village	71	71
Plain View Assisted Living		55
The Blake at Flowood		130
Villa South Assisted Living		50
Wisteria Gardens		6
O'McDougle Love & Care Home	11	
Scott County	27	30
Bee Hive Homes of Forest	12	15
Magnolia Manor	15	15
Simpson County	33	30
Lakeview Place		15
Strong River Villa		15
Bryants Residential Care Facility	21	
La Dora Acres	12	
Stone County		
Stone County Nursing & Rehab Center	1	1
Sunflower County	40	50
Indywood Personal Care Home	29	29
Ruleville Nursing & Rehab	11	9
Shirley's Assisted Living		12

2006 - 2016 Personal Care Home Licensed Beds by County

	2006	2016
Tate County		90
Buckman Enrichment Home		20
Providence PCC of Senatobia		70
Tippah County		
GoldenLiving Center Ripley Personal Care Home	10	
Tishomingo County	111	92
Southern Magnolia Estates I	37	37
Southern Magnolia Estates II	18	18
Southern Magnolia Estates III	37	37
Carrington House	25	
Union County	106	116
Dogwood New Albany	24	24
Makales Residential Living		7
Magnolia New Albany	50	65
The Sunshine Inn	20	20
Green Oak Manor	12	
Warren County	84	73
Belmont Gardens Personal Care Home	32	32
Heritage House Assisted Living	41	41
Belmont Place Personal Care Home	11	
Washington County	103	152
Broadway Manor Residential Care Home		11
Destiny Manor		11
Magnolia Gardens of Greenville	48	48
Nelson's Personal Care Facility		12
Restoration Residential Facility		15
Valor Manor	55	55
Wayne County	57	55
Brookwood Villa Personal Care Home	24	30
Southern Living Specialty Care	30	25
Pine View Health Care Center	3	
Webster County		
Vickers Personal Care Home	13	13
Winston County	31	37
Atwood Personal Care Home Noxubee		17
Bee Hive Homes of Louisville		20
JRS & J Adult Care Center	16	
Lakeside Village Res Living	15	

2006 - 2016 Personal Care Home Licensed Beds by County

	2006	2016
Yalobusha County		
Yalobusha County Assisted Living Facility	2	

Appendix D

Licensed and Certified Long-Term Care Facilities

Adams County

Adams County Nursing Center
587 John R. Junkin Drive
Natchez, Mississippi 39120
Phone: 601-446-8426
Fax: 601-446-8474
Adams Community Care Center,
Licensee
Jeffery Phillips, Administrator
For-profit
Medicaid/Medicare
Capacity: 100

Natchez Rehab & Healthcare Center
344 Arlington Avenue
Natchez, Mississippi 39120
Phone: 601-443-2344
Fax: 601-443-9862
Natchez Rehab & Healthcare Center,
Licensee
James Freeman, Administrator
Proprietary
Medicaid/Medicare
Capacity: 58

Glenburney Health Care & Rehab
555 John R. Junkin Drive
Natchez, Mississippi 39120
Phone: 601-442-4396
Fax: 601-442-0321
Glenburney Healthcare, Licensee
Eugene Prater, Administrator
Proprietary
Medicaid/Medicare
Capacity: 96

Alcorn County

Cornerstone Rehab & Healthcare
Center
302 Alcorn Drive
Corinth, Mississippi 38834
Phone: 662-286-2286
Fax: 662-286-2289
Cornerstone Health & Rehab of
Corinth, Licensee
Robin C. Skelton, Administrator
Proprietary
Medicaid/Medicare
Capacity: 95

Mississippi Care Center of Alcorn
County
3701 Joanne Drive
Corinth, Mississippi 38834
Phone: 662-287-8071
Fax: 662-287-8073
Alcorn County Long Term Care, Licensee
Ray Jones, Administrator
Proprietary
Medicaid/Medicare
Capacity: 125

Whitfield Nursing Home
2101 East Proper Street
P.O. Drawer 1425
Corinth, Mississippi 38834
Phone: 662-286-3331
Fax: 662-286-0026
Sarah J. Whitfield, Licensee
& Administrator
Proprietary
Medicaid
Capacity: 44

Amite County

Liberty Community Living Center
323 Industrial Park Drive
P.O. Box 676
Liberty, Mississippi 39645
Phone: 601-657-1000
Fax: 601-657-1008
Community Living Center of Liberty,
Licensee
Linda Byrd, Administrator
Proprietary
Medicaid/Medicare
Capacity: 80

Attala County

Attala County Nursing Center
326 Highway 12 West
Kosciusko, Mississippi 39090
Phone: 662-289-1200
Fax: 662-289-3070
Attala Community Care
Center, Licensee
Amy Hood, Administrator
Proprietary
Medicaid/Medicare
Capacity: 120

Mississippi State Veteran's Home
310 Autumn Ridge Drive
Kosciusko, Mississippi 39090
Phone: 662-289-7809
Fax: 662-289-7824
Randy Reeves, Licensee
Charles Register, Administrator
Public
State
Capacity: 150

Benton County

Ashland Health & Rehab
16056 Boundary Drive
P.O. Box 490
Ashland, Mississippi 38603
Phone: 662-224-6196
Fax: 662-224-6899
Vanguard of Ashland, Licensee
Jessica M. Windham, Administrator
Proprietary
Medicaid/Medicare
Capacity: 60

Bolivar County

Bolivar Medical Center Long Term
Care Facility
901 East Sunflower Road
P.O. Box 1380
Cleveland, Mississippi 38732
Phone: 662-846-2520
Fax: 662-846-2521
Robert L. Marshall, Jr., Licensee
Patricia D. Rowe, Administrator
Proprietary
Medicaid
Capacity: 35

Cleveland Nursing and Rehab. Center
4036 Highway 8, East
P.O. Box 1688
Cleveland, Mississippi 38732
Phone: 662-843-4014
Fax: 662-843-5401
Cleveland Nursing & Rehab Center,
Licensee
Nicolai Hooppaw, Administrator
Proprietary
Medicaid/Medicare
Capacity: 120

Delta Rehab and Healthcare Center
200 Martin L. King Jr. Drive
Cleveland, Mississippi 38732
Phone: 662-843-5347
Fax: 662-846-0633
Delta Rehab and Healthcare
of Cleveland, Licensee
Wanda Matthews, Administrator
Proprietary
Medicaid/Medicare
Capacity: 75

Oak Grove Retirement Home
209 Oak Circle
P.O. Box 198
Duncan, Mississippi 38740
Phone: 662-395-2577
Fax: 662-395-2568
Charles E. Smith, Licensee
Todd L. Jones, Administrator
Proprietary
Medicaid
Capacity: 60

Shelby Nursing and Rehab Center
1108 Church Street
Shelby, Mississippi 38774
Phone: 662-398-5117
Fax: 662-398-7766
MS Shelby, LLC, Licensee
Zakiyo Jackson, Administrator
Proprietary
Medicaid
Capacity: 60

Calhoun County

Baptist Nursing Home Calhoun
152 Burke Road
Calhoun City, Mississippi 38916
Phone: 662-628-6611
Fax: 662-628-6300
Baptist Nursing Home Calhoun,
Licensee
Mary Whitt, Administrator
Public
Medicaid
Capacity: 120

Bruce Community Living Center
176 Highway 9 South
P.O. Box 1280
Bruce, Mississippi 38915
Phone: 662-412-5100
Fax: 662-412-5122
CLC of Bruce, Licensee
Jason Creel, Administrator
Proprietary
Medicaid/Medicare
Capacity 35

Carroll County

Vaiden Community Living Center
868 Mulberry Street
Vaiden, Mississippi 39176
Phone: 662-464-7714
Fax: 662-464-7741
CLC of Vaiden, Licensee
Jason Creel, Administrator
Medicare/Medicaid
Capacity: 60

Chickasaw County

Floy Dyer Manor
1000 East Madison Street
Houston, Mississippi 38851
Phone: 662-456-1101
Fax: 662-456-1106
Floy Dyer Manor, Licensee
Jerry South, Administrator
Proprietary
Medicaid/Medicare
Capacity: 66

Shearer Richardson Memorial Nursing
Home
512 Rockwell Drive
P.O. Box 420
Okolona, Mississippi 38860
Phone: 662-447-3311
Fax: 662-447-5863
Aileen Holt, Licensee &
Administrator
Non-profit
Medicaid
Capacity: 73

Choctaw County

Choctaw Nursing & Rehab
311 West Cherry Street
P.O. Box 1039
Ackerman, Mississippi 39735
Phone: 662-285-1945
Fax: 662-285-2725
Choctaw Nursing & Rehab
Center, Licensee
Leigh Ann Cobb, Administrator
Proprietary
Medicaid
Capacity: 60

Claiborne County

Claiborne County Senior Care
2124 Old Highway 61 North
P.O. Box 1018
Port Gibson, Mississippi 39150
Phone: 601-437-8737
Fax: 601-437-8724
Claiborne County Senior Care,
Licensee
Eugene Prater, Administrator
Proprietary Medicaid/Medicare
Capacity: 73

Clarke County

Lakeside Health & Rehab Center
191 Highway 511 East
P.O. Drawer 10
Quitman, Mississippi 39355
Phone: 601-776-2141
Fax: 601-776-5505
MS Lakeside, LLC, Licensee
Kenyatta Pearson, Administrator
Proprietary
Medicaid/Medicare
Capacity: 120

Clay County

Dugan Memorial Home
26894 East Main Street
P.O. Box 698
West Point, Mississippi 39773
Phone: 662-494-3640
Fax: 662-494-3641
Dugan Memorial Home, Licensee
Shelley Tuggle, Administrator
Non-profit
Medicaid/Medicare
Capacity: 60

West Point Community Living Center
2056 North Eshman Avenue
P.O. Box 817
West Point, Mississippi 39773
Phone: 662-494-6011
Fax: 662-494-6926
Community Living Center of West
Point, Licensee
Jackie Lairy, Administrator
Proprietary
Medicaid/Medicare
Capacity: 100

Coahoma County

Clarksdale Nursing Center
1120 Ritchie Avenue
P.O. Box 1304
Clarksdale, Mississippi 38614
Phone: 662-627-2591
Fax: 662-624-6233
Care Givers, Licensee
Jo Ellen Hillman, Administrator
Proprietary
Medicaid/Medicare
Capacity: 112

Greenbough Health & Rehab Center
340 DeSoto Avenue, Extended
Clarksdale, Mississippi 38614
Phone: 662-627-3486
Fax: 662-627-5654
MS Greenbough, LLC, Licensee
Christopher Weaver, Administrator
Proprietary
Medicaid/Medicare
Capacity: 66

Copiah County

Copiah Living Center
806 West Georgetown Street
Crystal Springs, Mississippi 39059
Phone: 601-892-1880
Fax: 601-892-8739
Copiah CCC, Licensee
Nicholas Polotzola, Administrator
Non-profit
Medicaid/Medicare
Capacity: 60

Pine Crest Guest Home
133 Pine Street
Hazlehurst, Mississippi 39083
Phone: 601-894-1411
Fax: 601-894-3282
Pinecrest, Licensee
Ellis Stuart, Administrator
Proprietary
Medicaid/Medicare
Capacity: 90

Covington County

Arrington Living Center
701 South Holly Avenue
Collins, Mississippi
39428
Phone: 601-698-0400
Fax: 601-765-9326
Covington County Hospital, Licensee
Joshua Clayton, Administrator
Public
Medicaid/Medicare
Capacity: 60

Covington County Nursing Center
1207 South Fir Avenue
P.O. Box 1089
Collins, Mississippi 39428
Phone: 601-765-8262
Fax: 601-765-0080
Collins Community CC, Licensee
Brenda J. Leone, Administrator
Proprietary
Medicaid/Medicare
Capacity: 60

Mississippi State Veterans Home
3261 Highway 49 South
Collins, Mississippi 39261
Phone: 601-765-0403
Fax: 601-765-5045
Randy Reeves, Licensee
Tommie C. Carr, Administrator
State
Non-Profit
Capacity: 150

DeSoto County

DeSoto HealthCare Center
7805 Southcrest Parkway
Southaven, Mississippi 38671
Phone: 662-349-7500
Fax: 662-349-2069
DeSoto Healthcare, Licensee
Donald K. Scipper, Administrator
Proprietary
Medicaid/Medicare
Capacity: 120

Diversicare of Southaven
1730 Dorchester Drive
Southaven, Mississippi 38671
Phone: 662-393-0050
Fax: 662-393-5179
Diversicare of Southaven, LLC,
Licensee
Cherry Jones, Administrator
Proprietary
Medicaid/Medicare
Capacity: 140

Landmark of DeSoto
3068 Nail Road West
Horn Lake, Mississippi 38637
Phone: 662-280-1219
Fax: 662-280-4668
DeSoto Community Care Center,
Licensee
John B. Falkner, Sr., Administrator
Proprietary
Medicaid/Medicare
Capacity: 60

Forrest County

Bedford Alzheimer's Care Center
298 Cahal Street
Hattiesburg, Mississippi 39401
Phone: 601-544-5300
Fax: 601-544-1687
Bedford Alzheimer's Care Center,
Licensee
Pamela Kelly, Administrator
Proprietary
Medicaid
Capacity: 60

Bedford Care Center of Hattiesburg
#10 Medical Boulevard
Hattiesburg, Mississippi 39401
Phone: 601-264-3709
Fax: 601-264-1144
Bedford Care Center of Hattiesburg,
Licensee
Carl L. Young, Administrator
Proprietary
Medicaid/Medicare
Capacity: 152

Bedford Care Center - Monroe Hall
300 Cahal Street
Hattiesburg, Mississippi 39401
Phone: 601-582-9157
Fax: 601-582-2639
Bedford Care Center Monroe Hall,
Licensee
Robert M. Perry, Administrator
Proprietary
Medicaid/Medicare
Capacity:

Bedford Care Center of Petal
908 South George Street
Petal, Mississippi 39465
Phone: 601-544-7441
Fax: 601-582-3217
Bedford Care Center Petal, Licensee
Linda Woodall, Administrator
Proprietary
Medicaid/Medicare Capacity: 60

Hattiesburg Health & Rehab
514 Bay Street
Hattiesburg, Mississippi 39401
Phone: 601-544-4230
Fax: 601-544-2480
Hattiesburg Health & Rehab, Licensee
Tyson Meador, Administrator
Proprietary
Medicaid
Capacity: 184

Franklin County

Meadville Convalescent Home
300 Highway 556
Meadville, Mississippi 39653
Phone: 601-384-5861
Fax: 601-384-5862
Meadville LLC, Licensee
Rebecca Rylee, Administrator
Proprietary
Medicaid/Medicare
Capacity: 60

George County

George Regional Health & Rehab
Center
859 Winter Street
Lucedale, Mississippi 39452
Phone: 601-947-3161
Fax: 601-766-4294
George Reg Health & Rehab Center,
Licensee
Joy Turner, Administrator
Non-Profit
Medicaid/Medicare
Capacity: 41

GlenOaks Nursing Center
55 Susanne Street
Lucedale, Mississippi 39452
Phone: 601-947-2783
Fax: 601-947-6182
Delco, Licensee
Theresa Crabtree, Administrator
Proprietary
Medicaid/Medicare
Capacity: 60

Greene County

Greene Rural Health Center
1017 Jackson Avenue
P.O. Box 819
Leakesville, Mississippi 39451
Phone: 601-394-2371
Fax: 601-394-5495
George County Hospital, Licensee
Lisa Crager, Administrator
Non-Profit
Medicaid/Medicare
Capacity: 60

Leakesville Rehab & Nursing Center
1300 Melody Lane
P.O. Box 640
Leakesville, Mississippi 39451
Phone: 601-394-2331
Fax: 601-394-2738
Leakesville Rehab & Nursing Center,
Licensee
Orenthia Johnson, Administrator
Proprietary
Medicaid/Medicare
Capacity: 60

Grenada County

Grenada Living Center
1950 Grandview Drive
Grenada, Mississippi 38901
Phone: 662-226-9554
Fax: 662-226-5537
Community Care Center of Grenada,
Licensee
Thomas Hand, Administrator
Proprietary
Medicaid/Medicare
Capacity: 110

Grenada Rehab & Healthcare Center
1966 Hill Drive
Grenada, Mississippi 38901
Phone: 662-226-2442
Fax: 662-226-9567
Grace Health & Rehab of Grenada,
Licensee
Sandra Lott, Administrator
Proprietary
Medicaid/Medicare
Capacity: 137

Hancock County

Dunbar Village Terrace
725 Dunbar Avenue
Bay St Louis, Mississippi 39520
Phone: 228-466-3099
Fax: 228-466-3994
Dunbar Village Terrace, Licensee
Amy Lee Ivey, Administrator
Proprietary
Medicaid/Medicare
Capacity: 70

Woodland Village Nursing Center
5427 Gex Road
Diamondhead, Mississippi 39525
Phone: 228-255-4832
Fax: 228-255-4833
Woodland Village Nursing Center,
Licensee
Holly Ford, Administrator
Proprietary
Medicaid/Medicare
Capacity: 132

Harrison County

The Pillars of Biloxi
2279 Atkinson Road
Biloxi, Mississippi 39531
Phone: 228-388-1805
Fax: 228-388-9617
Angelia Powell, Administrator
Proprietary
Medicaid/Medicare
Capacity: 240

The Boyington Health Care Facility
1530 Broad Avenue
Gulfport, Mississippi 39501
Phone: 228-864-6544
Fax: 228-868-8544
MS HUD Boyington, Licensee
Joshua Bryan Linder, Administrator
Proprietary
Medicaid/Medicare
Capacity: 180

Dixie White House Nursing Home
538 Menge Avenue
Pass Christian, Mississippi 39571
Phone: 228-452-4344
Fax: 228-452-2264
MS Hud Dixie White House, Licensee
Dennis S. Forsythe, Jr.,
Administrator
Proprietary
Medicaid/Medicare
Capacity: 60

Driftwood Nursing Center
1500 Broad Avenue
Gulfport, Mississippi 39501
Phone: 228-868-1314
Fax: 228-863-8966
Strategic Healthcare, Licensee
Alicia D. Tice, Administrator
Proprietary
Medicaid/Medicare
Capacity: 151

Greenbriar Nursing Center
4347 West Gay Road
D'Iberville, Mississippi 39540
Phone: 228-392-8484
Fax: 228-392-6262
Greenbriar Nursing Center, Licensee
Shelia M. Bachtel, Administrator
Proprietary
Medicaid/Medicare
Capacity: 106

Gulfport Care Center
11240 Canal Road
Gulfport, Mississippi 39503
Phone: 228-539-9943
Fax: 228-539-9954
Gulfport Healthcare LLC, Licensee
William Trevvett, Administrator
Proprietary
Medicaid/Medicare
Capacity: 90

Lakeview Nursing Center
16411 Robinson Road
Gulfport, Mississippi 39503
Phone: 228-831-3001
Fax: 228-831-0408
Brian Cain, Licensee
Diane Carpenter, Administrator
Proprietary
Medicaid/Medicare
Capacity: 105

Hinds County

Belhaven Senior Care
1004 North Street
Jackson, Mississippi 39202
Phone: 601-355-0763
Fax: 601-355-9775
Belhaven Senior Care, Licensee
Jonathan Colby Coghlan,
Administrator
Proprietary
Medicaid/Medicare
Capacity: 60

Chadwick Nursing & Rehab Center
1900 Chadwick Drive
Jackson, Mississippi 39204
Phone: 601-372-0231
Fax: 601-372-0868
Chadwick Nursing & Rehab Center,
Licensee
Ranessa Maberry, Administrator
Proprietary
Medicaid/Medicare
Capacity: 102

Clinton Healthcare
1251 Pinehaven Road
Clinton, Mississippi 39056
Phone: 601-924-2996
Fax: 601-924-6447
Clinton Healthcare, Licensee
Donnie Barlow, Administrator
Proprietary
Medicaid/Medicare
Capacity: 121

Community Place
1129 Langley Avenue
Jackson, Mississippi 39204
Phone: 601-355-0617
Fax: 601-948-7506
Community Place, Licensee
Charles P. Hill, Administrator
Non-profit
Medicaid/Medicare
Capacity: 60

Compere's Nursing Home
865 North Street
Jackson, Mississippi 39202
Phone: 601-948-6531
Fax: 601-948-8837
Compere's Nursing Home, Licensee
Judy Massey, Administrator
Proprietary
Medicaid/Medicare
Capacity: 60

Cottage Grove Nursing Home
1116 Forest Avenue
Jackson, Mississippi 39206
Phone: 601-366-6461
Fax: 601-362-4041
Cottage Grove Nursing Home, Licensee
Greg Ward, Administrator
Proprietary
Medicaid/Medicare
Capacity: 120

Forest Hill Nursing Center
927 Cooper Road
Jackson, Mississippi 39212
Phone: 601-372-8662
Fax: 601-372-0931
H & R Healthcare LLC, Licensee
John Miles, Administrator
Proprietary
Medicaid/Medicare
Capacity: 87

Hinds County Nursing & Rehab Center
3454 Albermarle Road
Jackson, Mississippi 39213
Phone: 601-362-5394
Fax: 601-366-9276
Hinds Co. Nursing & Rehab Ctr,
LLC, Licensee
Eric McMillan, Administrator
Proprietary
Medicaid/Medicare
Capacity: 60

Lakeland Nursing & Rehab Center
3680 Lakeland Lane
Jackson, Mississippi 39216
Phone: 601-982-5505
Fax: 601-362-1883
Lakeland Nursing & Rehab Center,
Licensee
Abby Little, Administrator
Proprietary
Medicaid/Medicare
Capacity: 105

Magnolia Senior Care
3701 Peter Quinn Drive
Jackson, Mississippi 39213
Phone: 601-366-1712
Fax: 601-366-1715
Magnolia Senior Care, Licensee
Christopher Turner, Administrator
Proprietary
Medicaid/Medicare
Capacity: 60

Manhattan Nursing & Rehab Center
4540 Manhattan Road
Jackson, Mississippi 39206
Phone: 601-982-7421
Fax: 601-366-7121
Manhattan Nursing & Rehab Center,
Licensee
Bobbie Blackard, Administrator
Proprietary
Medicaid/Medicare
Capacity: 180

Mississippi State Veterans Home
4607 Lindbergh Drive
Jackson, Mississippi 39209
Phone: 601-354-7205
Fax: 601-354-6060
Randy Reeves, Licensee
Gerald Johnson, Administrator
State
Non-Profit
Capacity: 150

Pleasant Hills Community Living
Center
1600 Raymond Road
Jackson, Mississippi 39204
Phone: 601-371-1700
Fax: 601-371-1006
Community Living Center of
Jackson, Licensee
Helene Youngblood, Administrator
Proprietary
Medicaid/Medicare
Capacity: 120

Willow Creek Retirement Center
49 Willow Creek Lane
Byram, Mississippi 39272
Phone: 601-863-4201
Fax: 601-863-4202
WCRC, Licensee
Lisha Woodard, Administrator
Proprietary
Medicaid/Medicare
Capacity: 88

Woodlands Rehab & Healthcare Center
102 Woodchase Park Drive
Clinton, Mississippi 39056
Phone: 601-924-7043
Fax: 601-924-8633
Woodlands Rehab & Healthcare Center,
LLC, Licensee
Sherri Braddock, Administrator
Proprietary
Medicaid/Medicare
Capacity: 145

Holmes County

Holmes County LTC Center - Durant
15481 Bowling Green Road
Durant, Mississippi 39063
Phone: 662-653-4106
Fax: 662-653-3940
Durant Healthcare, Licensee
Joshua Eakes, Administrator
Proprietary
Medicaid/Medicare
Capacity: 80

Lexington Manor Senior Center
56 Rockport Road
Lexington, Mississippi 39095
Phone: 662-834-3021
Fax: 662-834-4848
C.R. Tillman, MD, Licensee
Alisa Williamson, Administrator
Proprietary
Medicaid/Medicare
Capacity: 68

Humphreys County

Humphreys County Nursing Center
500 C.C.C. Road
Belzoni, Mississippi 39038
Phone: 662-247-1821
Fax: 662-247-2078
Humphreys Community Care Center,
Licensee
Teresa Mitchell, Administrator
Proprietary
Medicaid/Medicare
Capacity: 60

Itawamba County

Courtyards Community Living Center
907 East Walker Street
P.O. Box 69
Fulton, Mississippi 38843
Phone: 662-862-6140
Fax: 662-862-6143
CLC of Fulton, Licensee
Tammy Martin, Administrator
Proprietary
Medicaid/Medicare
Capacity: 66

The Meadows of Fulton
1905 South Adams Street
P.O. Drawer 127
Fulton, Mississippi 38843
Phone: 662-862-2165
Fax: 662-862-2167
Daniel Health Care, Licensee
Stacy Seay, Administrator
Proprietary
Medicaid/Medicare
Capacity: 130

Jackson County

Ocean Springs Nursing Center
1199 Ocean Springs Road
Ocean Springs, Mississippi 39564
Phone: 228-875-9363
Fax: 228-872-4500
MS HUD Ocean Springs, Licensee
Roxann Davidson, Administrator
Proprietary
Medicaid/Medicare
Capacity: 115

Plaza Community Living Center
4403 Hospital Road
Pascagoula, Mississippi 39581
Phone: 228-762-8960
Fax: 228-769-1810
Community Living Center of
Pascagoula, Licensee
Mario Christofides, Administrator
Proprietary
Medicaid/Medicare
Capacity: 120

River Chase Village
5090 Gautier Vancleave Road
Gautier, Mississippi 39553
Phone: 228-522-6700
Fax: 228-522-3383
Sentry-Gautier, Licensee
Christopher Cheek, Administrator
Proprietary
Medicaid/Medicare
Capacity: 60

Singing River Rehab & Nursing Center
3401 Main Street
Moss Point, Mississippi 39563
Phone: 228-762-7451
Fax: 228-769-2294
MS Singing LLC, Licensee
Rhonda Nettles, Administrator
Proprietary
Medicaid/Medicare
Capacity: 160

Sunplex Subacute Center
6520 Sun Scope Drive
Ocean Springs, Mississippi 39564
Phone: 228-875-1177
Fax: 228-875-1149
CLC Ocean Springs, LLC, Licensee
Brad Burt, Administrator
Proprietary
Medicare/Medicaid
Capacity: 73

Jasper County

Jasper County Nursing Home
15 A South Sixth Street
Bay Springs, Mississippi 39422
Phone: 662-764-2101
Fax: 662-764-2930
James Knotts, Licensee
Rebecca Ulmer, Administrator
Public
Medicaid
Capacity: 110

Jefferson County

Jefferson County Nursing Home
910 Main Street
P.O. Box 1089
Fayette, Mississippi 39069
Phone: 601-786-3888
Fax: 601-786-9400
Jeanette Travis, Licensee
Patricia Perryman, Administrator
Non-Profit
Medicaid/Medicare
Capacity: 60

Jefferson Davis County

Jefferson Davis Community Hospital
1320 Winfield Street
P.O. Drawer 1288
Prentiss, Mississippi 39474
Phone: 601-792-1172
Fax: 601-792-1171
Jefferson Davis General ECF,
Licensee
Joyce Fikes, Administrator
Non-Profit
Medicaid/Medicare
Capacity: 60

Jones County

Care Center of Laurel
935 West Drive
Laurel, Mississippi 39440
Phone: 601-649-8006
Fax: 601-426-6366
Community Care Center of Laurel,
Licensee
Paula Hazel, Administrator
Proprietary
Medicaid/Medicare
Capacity: 120

Comfort Care Nursing Center
1100 West Drive
Laurel, Mississippi 39440
Phone: 601-422-0022
Fax: 601-428-7138
South Central Regional Medical
Center, Licensee
Heather Gilbert, Administrator
Public
Medicaid
Capacity: 126

Jones County Rest Home
683 County Home Road
Ellisville, Mississippi 39437
Phone: 601-477-3334
Fax: 601-477-2172
South Central Regional Medical
Center, Licensee
Geraldine Scott, Administrator
Proprietary
Medicaid/Medicare
Capacity: 122

Laurelwood Community Living Center
1036 West Drive
Laurel, Mississippi 39440
Phone: 601-425-3191
Fax: 601-428-1164
CLC of Laurel, LLC, Licensee
Rene' B. Read, Administrator
Proprietary
Medicaid/Medicare
Capacity: 60

Kemper County

Mississippi Care Center of DeKalb
205 Willow Avenue
P.O. Box 577
DeKalb, Mississippi 39328
Phone: 601-743-5888
Fax: 601-743-4506
Kemper County Long Term Care,
Licensee
Ruby Bolen, Administrator
Proprietary
Medicaid/Medicare
Capacity: 60

Lafayette County

Mississippi State Veterans Home
120 Veterans Drive
Oxford, Mississippi 38655
Phone: 662-236-7641
Fax: 662-236-7863
Randy Reeves, Licensee
Amanda S. May, Administrator
State
Non-Profit
Capacity: 150

Oxford Health & Rehab Center
1301 Belk Blvd.
Oxford, Mississippi 38655
Phone: 662-234-7821
Fax: 662-234-9554
Lafayette Long Term Care, Licensee
Joseph Johnson, Administrator
Proprietary
Medicaid/Medicare
Capacity: 180

Lamar County

Lamar Healthcare & Rehab Center
6428 Highway 11 South
Lumberton, Mississippi 39455
Phone: 601-794-8566
Fax: 601-794-8859
Academy Health Center, Licensee
Patricia B. Lee, Administrator
Non-Profit
Medicaid/Medicare
Capacity: 120

Windham House of Hattiesburg
37 Hillcrest Drive
Hattiesburg, Mississippi 39402
Phone: 601-264-0058
Fax: 601-264-7329
Lamar Community Care Center,
Licensee
Amanda Kirk, Administrator
Non-Profit
Capacity: 60

Lauderdale County

Bedford Care Center of Marion
6434 -A Dale Drive
P.O. Box 307
Marion, Mississippi 39342
Phone: 601-294-3515
Fax: 601-693-3198
Bedford Care of Marion, Licensee
Mary Catherine Bates, Administrator
Proprietary
Medicaid/Medicare
Capacity: 120

James T Champion Nursing Facility
1455 North Lakeland Drive
Meridian, Mississippi 39307
Phone: 601-581-8450
Fax: 601-581-8446
Diana S. Mikula, Licensee
Judd Nance, Administrator
State
Medicaid
Capacity: 105

Diversicare of Meridian
4728 Highway 39 North
Meridian, Mississippi 39301
Phone: 601-482-8151
Fax: 601-482-5206
Diversicare of Meridian, LLC,
Licensee
Lisa Fairchild, Administrator
Proprietary
Medicaid/Medicare
Capacity: 120

Meridian Community Living Center
517 33rd Street
Meridian, Mississippi 39305
Phone: 601-482-3916
Fax: 601-484-6770
CLC of Meridian, Licensee
Pat Hill, Administrator
Proprietary
Medicaid/Medicare
Capacity: 58

North Pointe Health & Rehab
211 Windmill Drive
Meridian, Mississippi 39305
Phone: 601-486-2525
Fax: 601-486-2415
Meadowbrook HMR, Licensee
Amy Moody, Administrator
Proprietary
Capacity: 60

Poplar Springs Nursing Center
6615 Poplar Springs Drive
Meridian, Mississippi 39305
Phone: 601-483-5256
Fax: 601-483-7081
Poplar Springs Nursing Center, LLC,
Licensee
Brentin Ramsey, Administrator
Proprietary
Medicare/Medicaid
Capacity: 91

Queen City Nursing Center
1201 28th Avenue
Meridian, Mississippi 39301
Phone: 601-483-1467
Fax: 601-483-1483
Lakeview HealthCare, Licensee
Diane Carpenter, Administrator
Proprietary
Medicaid/Medicare
Capacity: 84

The Oaks Rehabilitation & Healthcare
Center
3716 Highway 39 North
Meridian, Mississippi 39301
Phone: 601-482-7164
Fax: 601-482-5305
Riley Healthcare, Licensee
Susan H. Fox, Administrator
Proprietary
Medicaid/Medicare
Capacity: 80

Reginald P. White Nursing Facility
1451 North Lakeland Drive
P.O. Box 4128, West Station
Meridian, Mississippi 39307
Phone: 601-581-8501
Fax: 601-581-8443
Diana S. Mikula, Licensee
Christopher Barnes, Administrator
State
Medicaid
Capacity: 105

Lawrence County

Lawrence County Nursing
Center 700 Jefferson Street
P.O. Box 398
Monticello, Mississippi 39654
Phone: 601-587-2593
Fax: 601-587-5352
Monticello Community Care
Center, Licensee
Lisa Haskins, Administrator
Proprietary
Medicaid/Medicare
Capacity: 60

Leake County

Carthage Health & Rehab Center
310 Ellis Street
Carthage, Mississippi 39051
Phone: 601-267-1355
Fax: 601-267-1358
Baptist Leake ECF, Licensee
Debra Ward, Administrator
Non-Profit
Medicaid
Capacity: 44

Diversicare of Carthage
1101 East Franklin Street
Carthage, Mississippi 39051
Phone: 601-267-4551
Fax: 601-267-7242
Diversicare of Carthage, LLC,
Licensee
Dana Johnson, Administrator
Proprietary
Medicaid/Medicare
Capacity 99

Lee County

Cedars Health Center
2800 West Main Street
Tupelo, Mississippi 38801
Phone: 662-844-1441
Fax: 662-841-8769
Mississippi Methodist Senior
Services of Tupelo Area,
Licensee
Jon Stirewalt, Administrator
Non-profit
Medicaid/Medicare
Capacity: 140

Diversicare of Tupelo
2273 South Eason Boulevard
Tupelo, Mississippi 38804
Phone: 662-842-2461
Fax: 662-841-2884
Diversicare of Tupelo, LLC,
Licensee
Donna Wiggins, Administrator
Proprietary
Medicaid/Medicare
Capacity: 120

North Mississippi Medical Center
Baldwyn Nursing Facility
739 4th Street South
Baldwyn, Mississippi 38824
Phone: 662-365-4091
Fax: 662-365-4142
David Wilson, Licensee
Rhonda Saunders, Administrator
Non-Profit
Medicaid/Medicare
Capacity: 107

Tupelo Nursing & Rehab Center
1901 Briar Ridge Road
Tupelo, Mississippi 38804
Phone: 601-844-0675
Fax: 662-842-6838
Tupelo Nursing & Rehab Center,
Licensee
Margaret Deaton, Administrator
Proprietary
Medicaid/Medicare
Capacity: 120

Leflore County

Crystal Health & Rehab of
Greenwood 902 Sgt John Pittman
Drive Greenwood, Mississippi 38930
Phone: 662-453-9173
Fax: 662-455-4933
Crystal Health & Rehab of Greenwood,
LLC, Licensee
Debbie Spence, Administrator
Proprietary
Medicaid/Medicare
Capacity: 110

Golden Age Nursing Home
2901 Highway 82 East
Greenwood, Mississippi 38930
Phone: 662-453-6323
Fax: 662-455-9686
Golden Age Nursing Home, Licensee
Nay Reed, Administrator
Non-Profit
Medicaid/Medicare
Capacity: 180

Riverview Nursing & Rehab Center
1600 West Claiborne Avenue Ext.
Greenwood, Mississippi 38930
Phone: 662-453-8140
Fax: 662-455-3973
Magnolia Healthcare, Inc., Licensee
Kelly Mann, Administrator
Non-Profit
Medicaid/Medicare
Capacity: 80

Lincoln County

Countrybrook Living Center
525 Brookman Drive
Brookhaven, Mississippi 39601
Phone: 601-833-2330
Fax: 601-835-2358
SSC Brookhaven Operating Co,
Licensee
Stacy Morgan, Administrator
Proprietary
Medicaid/Medicare
Capacity: 121

Diversicare of Brookhaven
519 Brookman Drive
Brookhaven, Mississippi 39601
Phone: 601-833-2881
Fax: 601-833-2360
Diversicare of Brookhaven, LLC,
Licensee
Stephanie Burton, Administrator
Proprietary
Medicaid/Medicare
Capacity: 58

Haven Hall Healthcare Center
101 Mill Street
Brookhaven, Mississippi 39601
Phone: 601-833-5608
Fax: 601-833-5285
Magnolia Health Care, Licensee
Margie Guthrie, Administrator
Non-Profit
Medicaid/Medicare
Capacity: 81

Silver Cross Home
503 Silver Cross Drive
Brookhaven, Mississippi 39601
Phone: 601-833-2361
Fax: 601-833-3115
Lincoln LTC, Licensee
Scott Kelly, Administrator
Proprietary
Medicaid/Medicare
Capacity: 60

Lowndes County

Aurora Health & Rehab
310 Emerald Drive
Columbus, Mississippi 39702
Phone: 662-327-8021
Fax: 662-329-3088
Aurora Australis, Licensee
Traj Alipour, Administrator
Proprietary
Medicaid/Medicare
Capacity: 120

Trinity Healthcare of Columbus
230 Airline Road
Columbus, Mississippi 39702
Phone: 662-327-9404
Fax: 662-328-1445
Methodist Senior Services of the
Golden Triangle, Licensee
Craig Hill, Administrator
Non-Profit
Medicaid/Medicare
Capacity: 60

Vineyard Court Nursing
Center 2002 5th Street North
Columbus, Mississippi 39705
Phone: 662-328-1133
Fax: 662-328-0774
VCNC, Licensee
Carrie Whitlow, Administrator
Proprietary
Medicaid/Medicare
Capacity: 60

Windsor Place Nursing and
Rehab Center
81 Windsor Blvd.
Columbus, Mississippi 39702
Phone: 662-241-5518
Fax: 662-241-5590
Windsor Place Nursing & Rehab,
Licensee
Ken Phillips, Administrator
Proprietary
Medicaid/Medicare
Capacity: 140

Madison County

The Arbor Skilled Nursing Facility
600 South Pear Orchard Road
Ridgeland, Mississippi 39157
Phone: 601-856-2205
Fax: 601-856-8755
Jackson Metro, Licensee
Diane W. Bates, Administrator
Proprietary
Non-participating
Capacity: 60

Highland Home
638 Highland Colony Parkway
Ridgeland, Mississippi 39157
Phone: 601-853-0415
Fax: 601-853-0515
Madison Community Care Center,
Licensee
Burton Doss, Administrator
Proprietary
Medicare/Medicaid
Capacity: 120

Madison County Nursing Home
1421 A East Peace Street
P.O. Box 488
Canton, Mississippi 39046
Phone: 662-855-5760
Fax: 662-855-5781
Madison County Nursing Home,
Licensee
Daniel Logan, Administrator
Public
Medicaid/Medicare
Capacity: 95

The Nichols Center
1308 Highway 51 North
P.O. Drawer 720
Madison, Mississippi 39110
Phone: 601-853-4343
Fax: 601-853-9691
The Nicholas Center, Licensee
Kathy Watkins, Administrator
Proprietary
Medicaid/Medicare
Capacity: 60

St. Catherine's Village-Siena Center
200 Dominican Drive
Madison, Mississippi 39110
Phone: 601-856-0114
Fax: 601-856-0118
Claude W. Harbarger, Licensee
Shelia McGruder-Simpson, Administrator
Non-Profit
Non-Participating
Capacity: 120

Marion County

The Grove Nursing Home
11 Pecan Drive
Columbia, Mississippi 39429
Phone: 601-736-4747
Fax: 601-736-3860

2nd Generation Healthcare, Licensee
Michael Bradshaw, Administrator
Proprietary
Medicaid
Capacity: 80

The Myrtles Nursing Center
1018 Alberta Avenue
Columbia, Mississippi 39429
Phone: 601-731-1745
Fax: 601-736-3886
Columbia Community Care Center,
Licensee
Gail Whittington, Administrator
Proprietary
Medicaid/Medicare
Capacity: 98

Columbia Rehab & Healthcare Center
1506 North Main Street
Columbia, Mississippi 39429
Phone: 601-736-9557
Fax: 601-736-7523
Columbia Rehab & Healthcare Center,
Licensee
Johnnie Walters, Jr, Administrator
Proprietary
Medicaid/Medicare
Capacity: 119

Marshall County

Great Oaks Rehab & Healthcare Center
111 Chase Street
Byhalia, Mississippi 38611
Phone: 662-838-3670
Fax: 662-838-3740
Trinity Mission Health & Rehab of
Great Oaks, Licensee
Denise Stacks, Administrator
Proprietary
Medicaid/Medicare
Capacity: 60

Holly Springs Rehab & Healthcare
1315 Highway 4 East
Holly Springs, Mississippi 38635
Phone: 662-252-1141
Fax: 662-252-4836
Slymece Bennett, Administrator
Proprietary
Medicaid/Medicare
Capacity: 120

Monroe County

Care Center of Aberdeen
505 Jackson Street
P.O. Box 211
Aberdeen, Mississippi 39730
Phone: 662-369-6431
Fax: 662-369-6473
Community Care Center of Aberdeen,
Ltd, Licensee
Mark Clay, Administrator
Proprietary
Medicaid/Medicare
Capacity: 120

Diversicare of Amory
1215 Earl Frye Blvd.
Amory, Mississippi 38821
Phone: 662-256-9344
Fax: 662-256-9991
Diversicare of Amory, LLC, Licensee
Donna Ballard, Administrator
Proprietary
Medicaid/Medicare
Capacity: 152

River Place Nursing
Center 1126 Earl Frye
Blvd. Amory, Mississippi
38821
Phone: 662-257-9919
Fax: 662-257-9530
River Place Nursing Center,
Licensee
John David Seay, Jr., Administrator
Proprietary
Medicaid/Medicare
Capacity: 60

Montgomery County

Winona Manor Health Care
& Rehab Center
627 Middleton Road
Winona, Mississippi 38967
Phone: 662-283-1260
Fax: 662-283-3452
Winona Manor Healthcare, Licensee
James S. Williams, Administrator
Proprietary
Medicaid/Medicare
Capacity: 120

Neshoba County

Choctaw Residential Center
135 Hospital Circle
Philadelphia, Mississippi 39350
Phone: 601-656-2582
Fax: 601-656-0670
Mississippi Band of Choctaw
Indians, Licensee
Wendy Moran, Administrator
Proprietary
Medicaid/Medicare
Capacity: 120

Hilltop Manor Health & Rehab Center
101 Kirkland Street
Union, Mississippi 39365
Phone: 601-774-8233
Fax: 601-774-5177
Hilltop MS Healthcare Properties,
Licensee
Scott Smith, Administrator
Proprietary
Medicaid/Medicare
Capacity: 60

Neshoba County Nursing Home
1001 Holland Avenue
P.O. Box 648
Philadelphia, Mississippi 39350
Phone: 601-663-1200
Fax: 601-663-1351
Oliver Jolly, Licensee
Robert W. Cole, Administrator
Public
Medicaid/Medicare
Capacity: 160

Newton County

J. G. Alexander Nursing Center
25112 Highway 15
Union, Mississippi 39365
Phone: 601-774-5065
Fax: 601-774-5535
Newton County LTC, Licensee
Stephen Pace, Administrator
Proprietary
Medicaid/Medicare
Capacity: 60

Bedford Care Center of Newton
1009 South Main Street
Newton, Mississippi 39345
Phone: 601-683-6601
Fax: 601-683-3081
Bedford Care Center of Newton,
Licensee
Charlotte Donald, Administrator
Proprietary
Medicaid/Medicare
Capacity: 120

Noxubee County

Noxubee County Nursing Home
606 North Jefferson Street
P.O. Box 480
Macon, Mississippi 39341
Phone: 662-726-2097
Fax: 662-0726-9588
James Gillespie, Licensee
Elizabeth Smith, Administrator
Public
Medicaid
Capacity: 60

Oktibbeha County

The Carrington Nursing Center
307 Reed Road
P.O. Box 908
Starkville, Mississippi 39759
Phone: 662-323-2202
Fax: 662-323-2414
Carrington LLC, Licensee
Nikki Williams, Administrator
Proprietary
Medicaid/Medicare
Capacity: 60

Starkville Manor Nursing Home
1001 Hospital Road
P.O. Box 1466
Starkville, Mississippi 39759
Phone: 662-323-6360
Fax: 662-323-4413
Starkville Manor Healthcare
Licensee
Christiana Palmer, Administrator
Proprietary
Medicaid/Medicare
Capacity: 119

Panola County

Diversicare of Batesville
154 Woodland Road
Batesville, Mississippi 38606
Phone: 662-710-8143
Fax: 662-563-5815
Diversicare of Batesville, Licensee
Ken Smith, Administrator
Proprietary
Medicaid/Medicare
Capacity: 130

Sardis Community Nursing Home
613 East Lee Street
Sardis, Mississippi 38666
Phone: 662-487-2720
Fax: 662-487-0040
Sardis Community Nursing Home, LLC,
Licensee
Brenda D. Riley, Administrator
Non-profit
Medicaid/Medicare
Capacity: 60

Pearl River County

Bedford Care Center of Picayune
27979 Cooper Road
Picayune, Mississippi 39466
Phone: 601-799-1616
Fax: 601-799-0725
Bedford Care Center, Licensee
Jason Kelly, Administrator
Public
Medicaid
Capacity: 60

Picayune Rehab & Healthcare Center
1620 Read Road
Picayune, Mississippi 39466
Phone: 601-798-1811
Fax: 601-798-2362
Shane McBeth, Administrator
Proprietary
Medicaid/Medicare
Capacity: 120

Pearl River County Nursing Home
305 West Moody Street
P.O. Box 392
Poplarville, Mississippi 39470
Phone: 601-795-4543
Fax: 601-795-9863
L. Robinson, Licensee
Steve Vaughan, Administrator
Public
Medicaid
Capacity: 126

Perry County

Perry County Nursing Center
206 Bay Avenue
P.O. Box 1620
Richton, Mississippi 39476
Phone: 601-788-2490
Fax: 601-788-2499
Perry Community Care Center,
Licensee
Amanda Kirk, Administrator
Non-Profit
Medicaid/Medicare
Capacity: 60

Pike County

Camellia Estates
1714 White Street
McComb, Mississippi 39648
Phone: 601-250-0066
Fax: 601-250-0640
Pike Community Care Center, Licensee
Misty D. Linder, Administrator
Proprietary
Medicaid/Medicare
Capacity: 30

Courtyard Rehab & Healthcare
501 South Locust Street
McComb, Mississippi 39648
Phone: 601-684-8111
Fax: 601-250-4951
McComb Healthcare, Licensee
Margaret Heggins, Administrator
Proprietary
Medicaid/Medicare
Capacity: 145

McComb Nursing & Rehab Center
415 Marion Avenue
McComb, Mississippi, 39648
Phone: 601-684-8700
Fax: 601-249-2982
McComb Nursing & Rehab Center, LLC,
Licensee
Rhonda Smith, Administrator
Proprietary
Medicaid/Medicare
Capacity: 140

Pontotoc County

Pontotoc Health & Rehab Center
278 Eight Street West
P.O. Box 547
Pontotoc, Mississippi 38863
Phone: 662-489-6411
Fax: 662-489-8498
Pontotoc LTC, Licensee
Donna K. Stewart, Administrator
Proprietary
Medicaid/Medicare
Capacity: 60

Pontotoc Nursing Home
176 South Main Street
P.O. Box 790
Pontotoc, Mississippi 38863
Phone: 662-488-7640
Fax: 662-488-7675
Pontotoc Health Services, Licensee
Rhoda Saunders, Administrator
Non-Profit
Medicaid/Medicare
Capacity: 44

Sunshine Rest Home
1677 Highway 9 North
Pontotoc, Mississippi 38863
Phone: 662-489-1189
Fax: 662-489-6634
Sunshine Health Care, Licensee
David Horn, Administrator
Proprietary
Medicaid/Medicare
Capacity: 60

Prentiss County

The Landmark Nursing & Rehab Center
100 Lauren Drive
Booneville, Mississippi 38829
Phone: 662-720-0972
Fax: 662-720-1604
Travis Childers, Licensee
Barbara Hester, Administrator
Proprietary
Capacity: 80

Longwood Community Living Center
200 Long Street
P.O. Box 326
Booneville, Mississippi 38829
Phone: 662-728-6234
Fax: 662-728-6944
CLC of Booneville, Licensee
Tammy Martin, Administrator
Proprietary
Medicaid/Medicare
Capacity: 64

Quitman County

Quitman County Nursing Home
350 Getwell Drive
Marks, Mississippi 38646
Phone: 662-326-3690
Fax: 662-326-2717
Quitman County Nursing Home,
Licensee
Ronald Warrington, Administrator
Proprietary
Medicaid
Capacity: 60

Rankin County

Brandon Court Nursing Home
100 Burhman Road
Brandon, Mississippi 39042
Phone: 601-664-2259
Fax: 601-664-2270
Rankin Community Care Center,
Licensee
Chuck Sinclair, Administrator
Proprietary
Medicaid/Medicare
Capacity: 100

Brandon Nursing & Rehab Center
355 Crossgates Boulevard
Brandon, Mississippi 39042
Phone: 601-825-3192
Fax: 601-825-6398
Brandon Nursing & Rehab Center,
Licensee
Raymond Burgett, Administrator
Proprietary
Medicaid/Medicare
Capacity: 230

Briar Hill Rest Home
1201 Gunter Road
Florence, Mississippi 39073
Phone: 601-939-6371
Fax: 601-939-6228
Briar Hill Rest Home, Licensee
Angela Whittington, Administrator
Proprietary
Medicaid/Medicare
Capacity: 60

Jaquith Nursing Home - Adams Inn
3550 Highway 468 West
P.O. Box 207
Building 31 & 48
Whitfield, Mississippi 39193
Phone: 601-351-8081
Fax: 601-351-8243
James G. Chastain, Licensee
Doril Sanders, Administrator
State
Medicaid
Capacity: 86

Jaquith Nursing Home -Jaquith Inn
3550 Highway 468 West
P.O. Box 207
Building 78 & 69
Whitfield, Mississippi 39193
Phone: 601-351-8054
Fax: 601-351-8243
James G. Chastain, Licensee
Tunya Shirley, Administrator
State
Medicaid
Capacity: 87

Jaquith Nursing Home - Jefferson Inn
3550 Highway 468 West
P.O. Box 207
Building 29 & 33
Whitfield, Mississippi 39193
Phone: 601-351-8246
Fax: 601-351-8158
James G. Chastain, Licensee
Bill Bullock, Administrator
State
Medicaid
Capacity: 86

Jaquith Nursing Home - Madison Inn
3550 Highway 468 West
P.O. Box 207
Building 28 & 34
Whitfield, Mississippi 39193
Phone: 601-351-8417
Fax: 601-351-8243
James G. Chastain, Licensee
Jerome Lacking, Administrator
State
Medicaid
Capacity: 85

Jaquith Nursing Home - Monroe Inn
3550 Highway 468 West
P.O. Box 207
Building 40 & 41
Whitfield, Mississippi 39193
Phone: 601-351-8275
Fax: 601-351-8243
James G. Chastain, Licensee
Lee Varner, Administrator
State
Medicaid
Capacity: 44

Methodist Specialty Care Center
One Layfair Drive, Suite 500
Flowood, Mississippi 39232
Phone: 601-420-7760
Fax: 601-420-7770
Miss. Methodist Hospital Rehab
Center, Licensee
Larry McKnight, Administrator
State
Medicaid
Capacity: 60

Wisteria Gardens
5420 Highway 80
East
Pearl, Mississippi 39208
Phone: 601-988-6800
Fax: 601-988-6801
Wisteria Gardens, LLC, Licensee
William David Hill, Administrator
Proprietary
Medicare
Capacity: 52

Scott County

Lackey Convalescent Home
266 First Avenue
Forest, Mississippi 39074
Phone: 601-469-3951
Fax: 601-469-3681
Joseph S. McNulty, III, Licensee
Donna G. Riser, Administrator
Non-Profit
Non-Participating
Capacity: 20

Mississippi Care Center of Morton
96 Old Highway 80 East
Morton, Mississippi 39117
Phone: 601-732-6361
Fax: 601-732-5100
Scott County Long Term Care,
Licensee
Betty J. McCurdy, Administrator
Proprietary
Medicaid/Medicare
Capacity: 120

Sharkey County

Sharkey Issaquena Nursing Home
431 West Race Street
P.O. Box 279
Rolling Fork, Mississippi 39159
Phone: 662-795-0440
Fax: 662-873-6041
Sharkey Issaquena Community
Hospital, Licensee
Eva H. Pickle, Administrator
Non-profit
Medicaid/Medicare
Capacity: 54

Simpson County

Bedford Care Center of Mendenhall
925 West Mangum Avenue
Mendenhall, Mississippi 39114
Phone: 601-847-1311
Fax: 601-847-0857
Bedford Care Center of Mendenhall,
LLC, Licensee
Carolyn Davis, Administrator
Proprietary
Medicaid/Medicare
Capacity: 60

Hillcrest Nursing Center
1401 First Avenue, N.E.
Magee, Mississippi 39111
Phone: 601-849-0384
Fax: 601-849-9327
Magee Community Care Center,
Licensee
Holly Cornett, Administrator
Proprietary
Medicaid/Medicare
Capacity: 120

Smith County

Mississippi Care Center of Raleigh
309 Magnolia Drive
P.O. Box 128
Raleigh, Mississippi 39153
Phone: 601-782-4244
Fax: 601-782-9616
Smith County LTC, Licensee
Cleta Mullins, Administrator
Proprietary
Medicaid/Medicare
Capacity: 121

Stone County

Azalea Gardens Nursing Center
530 Hall Street
Wiggins, Mississippi 39577
Phone: 601-928-5281
Fax: 601-928-9090
Avonna Cain, Licensee
Brandie Morace, Administrator
Proprietary
Medicaid/Medicare
Capacity: 103

Stone County Nursing & Rehab Center
1436 East Central Avenue
Wiggins, Mississippi 39577
Phone: 601-928-1889
Fax: 601-928-2335
Stone County Nursing & Rehab
Center, Licensee
Dawn Boggess, Administrator
Proprietary
Medicaid/Medicare
Capacity: 59

Sunflower County

Indianola Rehab & Healthcare Center
401 Highway 82 West
Indianola, Mississippi 38751
Phone: 662-887-2682
Fax: 662-887-2622
Indianola Rehab & Healthcare Center,
Licensee
Shea Danna, Administrator
Proprietary
Medicaid/Medicare
Capacity: 75

Ruleville Nursing & Rehab Center
800 Stansel Drive
P.O. Box 368
Ruleville, Mississippi 38771
Phone: 662-756-4361
Fax: 662-756-2788
Ruleville Nursing & Rehab Center,
Licensee
Tina Alexander, Administrator
Proprietary
Medicaid/Medicare
Capacity: 111

Walter B. Crook Nursing Facility
840 North Oak Avenue
P.O. Box 369
Ruleville, Mississippi 38771
Phone: 662-756-1609
Fax: 662-756-4008
H.T. Miller, Licensee
Mary Rose, Administrator
Public
Medicaid/Medicare
Capacity: 60

Tallahatchie County

Tallahatchie General Hospital
Extended Care Facility
201 South Market Street
P.O. Box 230
Charleston, Mississippi 38921
Phone: 662-647-5535
Fax: 662-647-0180
Bobby Joe Brunson, Jr., Licensee
Jan Irby Maddux, Administrator
Public
Medicaid
Capacity: 98

Tate County

Senatobia Convalescent Center
& Rehab
402 Getwell Drive
Senatobia, Mississippi 38668
Phone: 662-562-5664
Fax: 662-562-0054
SCCR, Inc., Licensee
Donald Blunt, Administrator
Proprietary
Medicaid/Medicare
Capacity: 120

Tippah County

Diversicare of Ripley
101 Cunningham Street
Ripley, Mississippi 38663
Phone: 662-837-3011
Fax: 662-837-1230
Diversicare of Ripley, LLC, Licensee
Nicole Bullock, Administrator
Proprietary
Medicaid/Medicare
Capacity: 140

Rest Haven Health & Rehabilitation
103 Cunningham Drive
Ripley, Mississippi 38663
Phone: 662-837-3062
Fax: 662-837-1395
Vanguard of Ripley, Licensee
Alexander Wright, Administrator
Proprietary
Medicaid/Medicare
Capacity: 60

Tippah County Nursing Home
1005 City Avenue North
P.O. Box 499
Ripley, Mississippi 38663
Phone: 662-837-9221
Fax: 662-512-3484
Ray Crawford, Licensee
Paula Tutor, Administrator
Non-Profit
Medicaid/Medicare
Capacity: 40

Tishomingo County

Tishomingo Community Living Center
1410 West Quitman Street
P.O. Box 562
Iuka, Mississippi 38852
Phone: 662-423-3422
Fax: 662-423-5259
CLC of Iuka, Licensee
Derrick Bourne, Administrator
Proprietary
Medicaid/Medicare
Capacity: 73

Tishomingo Manor Nursing Home
230 Khaki Street
Iuka, Mississippi 38852
Phone: 662-423-9112
Fax: 662-423-9121
Tishomingo Community Care Center,
Licensee
Tina Stevens, Administrator
Non-Profit
Medicaid/Medicare
Capacity: 105

Tunica County

Tunica County Health & Rehab
1024 Highway 61 South
Tunica, Mississippi 38676
Phone: 662-363-3164
Fax: 662-363-4191
Tunica County Health & Rehab,
Licensee
Barbara Lenard, Administrator
Proprietary
Medicaid
Capacity: 60

Union County

New Albany Health & Rehab Center
118 South Glenfield Road
New Albany, Mississippi 38652
Phone 662-534-9506
Fax: 662-534-2407
Union LTC, Licensee
Jeffrey B. Avant, Administrator
Proprietary
Medicaid/Medicare
Capacity: 120

Union County Health & Rehab Center
1111 Bratton Road
New Albany, Mississippi 38652
Phone: 662-539-0502
Fax: 662-539-0602
Union County Health & Rehab Ctr,
Inc., Licensee
Edd Conner, Administrator
Proprietary
Medicare/Medicaid
Capacity: 60

Walthall County

Billdora Senior Care
314 Enoch Street
Tylertown, Mississippi 39667
Phone: 601-876-2173
Fax: 601-876-6776
Billdora Senior Care, Licensee
Randall Pigott, Administrator
Proprietary
Medicaid/Medicare
Capacity: 77

Diversicare of Tylertown
200 Medical Circle
P.O. Box 112
Tylertown, Mississippi 39667
Phone: 601-876-2107
Fax: 601-876-5990
GGNSC Tylertown, Licensee
Gayle Bullock, Administrator
Proprietary
Medicaid/Medicare
Capacity: 60

Warren County

The Bluffs Rehab & Healthcare Center
2850 Porters Chapel Road
Vicksburg, Mississippi 39180
Phone: 601-638-9211
Fax: 601-636-4986
The Bluffs Rehab & Healthcare
Center, Licensee
Britania Butler, Administrator
Proprietary
Medicaid/Medicare
Capacity: 120

Heritage House Nursing Center
3103 Wisconsin Avenue
P.O. Box 820485
Vicksburg, Mississippi 39180
Phone: 601-638-1514
Fax: 601-638-8738
Community Care Center of Vicksburg,
Licensee
Joyce Hubbard, Administrator
Proprietary
Medicaid/Medicare
Capacity: 60

Shady Lawn Nursing Home
60 Shady Lawn Place
Vicksburg, Mississippi 39180
Phone: 601-636-1448
Fax: 601-636-8811
Shady Lawn Nursing Center, Licensee
Denny Richards, Administrator
Proprietary
Medicaid/Medicare
Capacity: 100

Vicksburg Convalescent Home
1708 Cherry Street
Vicksburg, Mississippi 39180
Phone: 601-638-3632
Fax: 601-638-3998
Vicksburg Convalescent Home,
Licensee
Amy U. Brown, Administrator
Proprietary
Medicaid/Medicare
Capacity: 100

Washington County

Arbor Walk Healthcare Center
570 North Solomon Street
Greenville, Mississippi 38732
Phone: 662-335-5863
Fax: 662-335-5874
Magnolia Healthcare, Inc, Licensee
John McDaniel, Administrator
Non-profit
Medicaid/Medicare
Capacity: 60

Legacy Manor Nursing & Rehab Center
1935 North Theobald Street Extended
Greenville, Mississippi 38703
Phone: 662-334-4501
Fax: 662-335-4989
American Legacy Properties, Licensee
Joy Lehman, Administrator
Proprietary
Medicaid/Medicare
Capacity: 60

Mississippi Care Center of
Greenville
1221 East Union Street
Greenville, Mississippi 38703
Phone: 662-335-5811
Fax: 662-332-2551
Washington County LTC, Inc.,
Licensee
Tessa Cooper, Administrator
Proprietary
Medicaid/Medicare
Capacity: 116

River Heights Healthcare Center
402 Arnold Avenue
Greenville, Mississippi 38701
Phone: 662-332-0318
Fax: 662-335-7892
Magnolia Healthcare, Licensee
Stephanie Showers, Administrator
Non-Profit
Medicaid/Medicare
Capacity: 60

Washington Care Center
1920 Lisa Drive Ext.
Greenville, Mississippi 38703
Phone: 662-335-2897
Fax: 662-335-2130
Mid Delta Properties, Licensee
Diane Kelly, Administrator
Proprietary
Medicaid/Medicare
Capacity: 60

Wayne County

Pine View Health Care Center
1304 Walnut Street
Waynesboro, Mississippi 39367
Phone: 601-735-9025
Fax: 601-735-0813
HUD Pineview, Licensee
Joan B. Stanford, Administrator
Proprietary
Medicaid/Medicare
Capacity: 90

Webster County

Diversicare of Eupora
156 E Walnut Avenue
Eupora, Mississippi 39744
Phone: 662-258-8293
Fax: 662-258-2345
Diversicare of Eupora, Licensee
Gerald Gary, Administrator
Proprietary
Medicaid/Medicare
Capacity: 119

Webster Health Services
70 Medical Plaza
Eupora, Mississippi 39744
Phone: 662-258-6221
Fax: 662-258-9291
John Heer, Licensee
Robin Mixon, Administrator
Non-Profit
Medicaid
Capacity: 36

Wilkinson County

Wilkinson County Senior Care
116 South Lafayette Street
P.O. Box 310
Centreville, Mississippi 39631
Phone: 601-645-5253
Fax: 601-645-6389
Winston County Nursing Center, LLC,
Licensee
Beverly Donaldson, Administrator
Proprietary
Medicaid/Medicare
Capacity: 90

Winston County

Louisville Healthcare
543 East Main Street
P.O. Box 542
Louisville, Mississippi 39339
Phone: 662-773-8047
Fax: 662-773-2530
Louisville Healthcare, LLC, Licensee
Jeremy Cummins, Administrator
Proprietary
Medicaid/Medicare
Capacity: 60

Winston County Nursing Home
562 East Main Street
Louisville, Mississippi 39339
Phone: 662-773-6211
Fax: 662-773-5185
Will Hill, Licensee
Lacey J. Vowell, Administrator
Non-profit
Medicaid/Medicare
Capacity: 74

Yalobusha County

Yalobusha County Nursing Home
630 South Main Street
P.O. Box 728
Water Valley, Mississippi 38965
Phone: 662-473-1411
Fax: 662-473-4922
Gene Standridge, Licensee
Terry Varner, Administrator
Public
Medicaid
Capacity: 122

Yazoo County

Martha Coker Greenhouse Homes
2041 Grand Avenue
Yazoo City, Mississippi 39194
Phone: 662-746-4621
Fax: 662-746-5709
Martha Coker Home, Licensee
Julie M. Hoffman, Administrator
Non-Profit
Non-Participating
Capacity: 60

Yazoo City Rehab & Healthcare Center
925 Calhoun Avenue
Yazoo City, Mississippi 39194
Phone: 662-746-7770
Fax: 662-746-4185
Yazoo City Rehab & Healthcare
Center, LLC, Licensee
Heather Minchew, Administrator
Proprietary
Medicaid/Medicare
Capacity: 180

Licensed ICF-IIDs

Coahoma County

Delta Manor ICF-IID
701 Highway 322 West
Clarksdale, Mississippi 38614
Phone: 662-627-2212
Fax: 662-627-1727
Thomas D. Scott, Licensee
Ginger Stringer, Administrator
Proprietary
Medicaid
Capacity: 132

Harrison County

South Mississippi Regional Center
1170 West Railroad Street
Long Beach, Mississippi 39560
Phone: 228-868-2923
Fax: 228-865-9364
Diana S. Mikula, Licensee
Lori Brown, Administrator
Public
Medicaid
Capacity: 220

Jones County

Paul D. Cotton ICF-IID
Ellisville State School
1101 Highway 11 South
Ellisville, Mississippi 39437
Phone: 601-477-9384
Fax: 601-477-5694
Diana S. Mikula, Licensee
Cindy Cooley, Administrator
Public
Medicaid
Capacity: 94

Hillside ICF-IID
Ellisville State School
1101 Highway 11 South
Ellisville, Mississippi 39437
Phone: 601-477-9384
Fax: 601-477-5694
Diana S. Mikula, Licensee
Eric Caples, Administrator
Public
Medicaid
Capacity: 160

Pecan Grove ICF-IID
Ellisville State School
1101 Highway 11 South
Ellisville, Mississippi 39437
Phone: 601-477-9384
Fax: 601-477-5694
Diana S. Mikula, Licensee
Amy Smith, Administrator
Public
Medicaid
Capacity: 228

Lafayette County

Woodlane ICF-IID
North Mississippi Regional Center
967 Regional Center Drive
Oxford, Mississippi 38655
Phone: 662-234-1476
Fax: 662-234-1699
Diana S. Mikula, Licensee
Ken Howell, Administrator
Public
Medicaid
Capacity: 453

Lincoln County

Lincoln Residential Center
524 Brookman Drive
Brookhaven, Mississippi 39601
Phone: 601-835-1884
Fax: 601-833-0430
Thomas Scott, Licensee
Charlyn Beeson,
Administrator Proprietary
Medicaid
Capacity: 140

Mississippi Adolescent Center
760 Brookman Dr. Ext
Brookhaven, Mississippi 39601
Phone: 601-823-5700
Fax: 601-823-5769
Diana S. Mikula, Licensee
William Gates, Administrator
Public
Medicaid
Capacity: 36

Madison County

Canton Manor
1145 East Tisdale Avenue
Canton, Mississippi 39046
Phone: 601-859-6712
Fax: 601-859-2355
Thomas D. Scott, Licensee
Patricia Parker, Administrator
Proprietary
Medicaid
Capacity: 132

Son Valley
461 Goodloe Road
Canton, Mississippi 39046
Phone: 601-859-2100
Fax: 601-859-2105
Baptist Homes, Licensee
William F. McCormack, Administrator
Non-Profit
Medicaid
Capacity: 20

Oktibbeha County

Rolling Hills Development Center
200 Womack Road
Starkville, Mississippi 39759
Phone: 662-323-9183
Fax: 662-323-1089
Preferred Care Development Centers
of Miss, Licensee
Amanda Stokes, Administrator
Proprietary
Medicaid
Capacity: 140

Rankin County

Hudspeth Regional Center
Highway 475 South
P.O. Box 127-B
Whitfield, Mississippi 39193
Phone: 601-664-6000
Fax: 601-664-6304
Diana S. Mikula, Licensee
Michael E. Harris, Administrator
Public
Medicaid
Capacity: 415

Simpson County

Millcreek, ICF-IID
900 First Avenue,
Northeast Magee,
Mississippi 39111
Phone: 601-849-4221
Fax: 601-849-5646
Rehabilitation Centers, Licensee
Margaret F. Stept, Administrator
Proprietary
Medicaid
Capacity: 125

W. L. Jaquith ICF-IID
Boswell Regional Center
1049 Highway 149
P.O. Box 128
Magee, Mississippi 39111
Phone: 601-867-5000
Fax: 601-867-5280
Diana S. Mikula, Licensee
Cindy Womack, Administrator
Public
Medicaid
Capacity: 139

Licensed Psychiatric Residential Treatment Facilities

DeSoto County

Parkwood Behavioral Health System
8135 Goodman Road
Olive Branch, Mississippi 38654
Phone: 662-895-4900
Fax: 662-895-4403
Colin Weaver, Licensee
& Administrator
Proprietary
Medicaid
Capacity: 40

Harrison County

Canopy Children's Solutions
28281 Road 401
Saucier, Mississippi 39574
Phone: 228-701-0213
Fax: 228-701-0218
Alfrado Donelson, Licensee
Janine Dell, Administrator
Non-profit
Medicaid
Capacity: 20

Specialized Treatment Facility
14426 James Bond Road
Gulfport, Mississippi 39503
Phone: 228-328-6000
Fax: 228-328-6035
Anastasia G. Miller, Licensee &
Administrator
Public
Capacity: 48

Hinds County

Canopy Children's Solutions
Jackson Campus
402 Wesley Avenue
Jackson, Mississippi 39202
Phone: 601-352-7784
Fax: 601-355-3703
Alfrado Donelson, Licensee
Caitlin Mudd, Administrator
Non-profit
Capacity: 60

Lauderdale County

The Crossings
5000 Highway 39 North
Meridian, Mississippi 39301
Phone: 601-483-5452
Fax: 601-581-9944
Alliance Health Center, Licensee
Stacy Rae Andreacchio, Administrator
Public
Capacity: 60

Pontotoc County

Millcreek of Pontotoc
1814 Highway 15 North
P.O. Box 619
Pontotoc, Mississippi 38863
Phone: 662-488-8878
Fax: 662-488-8767
Rehab Centers, Licensee
Ed Hood, Administrator
Proprietary
Medicaid
Capacity: 51

Simpson County

Millcreek Psychiatric Residential
Treatment Facility
900 First Avenue,
Northeast Magee,
Mississippi 39111
Phone: 601-849-4221
Fax: 601-849-5646
Rehab Centers, Licensee
Margaret F. Stept, Administrator
Proprietary
Medicaid
Capacity: 57

Winston County

Diamond Grove Center
2311 Highway 15 South
P.O. Box 848
Louisville, Mississippi 39339
Phone: 601-779-0119
Fax: 601-779-0126
Diamond Grove Center, Licensee
Patrick R. Swoopes, Administrator
Proprietary
Capacity: 30

Licensed Personal Care Homes

Adams County

Magnolia Village
311 Highland Boulevard
Natchez, Mississippi 39120
Phone: 601-446-5097
Fax: 601-442-5930
Chris H. Cheek, Licensee
Lisa Welch, Administrator
Proprietary
Capacity: 44

Alcorn County

Country Cottage Assisted Living
3002 North Polk Street
Corinth, Mississippi 38834
Phone: 662-287-7811
Fax: 662-287-7765
Wade C. White, Licensee
Dawn Owens, Administrator
Proprietary
Capacity: 29

Dogwood of Corinth
1101 Levee Road
Corinth, Mississippi 38834
Phone: 662-286-7021
Fax: 662-286-7074
HSL Holdings, Licensee
Louanna Montgomery, Administrator
Proprietary
Capacity: 40

Attala County

Atwood Personal Care Home #2
328 Goodman Street
Kosciusko, Mississippi 39090
Phone: 662-289-2547
Fax: 662-289-3334
Mark P. Atwood, Licensee
Katelin Atwood Adams, Administrator
Proprietary
Capacity: 30

Bolivar County

Cleveland Personal Care Community
800 Third Street
Cleveland, Mississippi 38732
Phone: 662-846-6160
Fax: 662-846-6164
Cleveland Personal Care Home
Residential Living, Licensee
Madison Harris, Administrator
Proprietary
Capacity: 85
Assisted Living

Indywood Estate Personal Care Home
218 Ronaldman Road
Cleveland, Mississippi 38730
Phone: 662-843-7885
Fax: 662-843-7985
Indywood Estate, Licensee
Alexis Rankin, Administrator
Proprietary
Capacity: 39

Lawson Personal Care Home
407 Old Highway 61
Shaw, Mississippi 38773
Phone: 662-626-0034
Helen F. Lawson, Licensee &
Administrator
Proprietary
Capacity: 13

Calhoun County

Bruce Community Living Center
176 Highway 9 North
P.O. Box 1280
Bruce, Mississippi 38915
Phone: 662-412-5100
Fax: 662-412-5122
CLC of Bruce, Licensee
Jason Creel, Administrator
Proprietary
Capacity: 20
Assisted
Living

Carroll County

Shady Glen Retirement Village
27473 Highway 82
McCarley, Mississippi 38943
Phone: 662-392-7225
Shady Glen Retirement Village,
Licensee
Mark A. Stiles, Administrator
Proprietary
Capacity: 15
Assisted Living

Chickasaw County

FernBrooke Personal Care Home
127 Country Road 31
Houston, Mississippi 38851
Phone: 662-456-9400
Jima S. Alexander, Licensee
& Administrator
Proprietary
Capacity: 18

Choctaw County

Brooklyn Hall Personal Care Home
23283 Highway 15 South
Mathiston, Mississippi 39752
Phone: 662-263-8001
Fax: 662-263-8002
Lynn McClelland, Licensee &
Administrator
Proprietary
Capacity: 14

Claiborne County

Paradise Personal Care Home
20114 Highway 18
Hermanville, Mississippi 39086
Phone: 601-535-2495
Gloria Jean Shoulders, Licensee &
Administrator
Proprietary
Capacity: 5

Clarke County

Golden Meadow Specialty Care
4043 Country Road 110
Shubuta, Mississippi 39360
Phone: 601-776-2019
Fax: 601-735-4806
Stan Trigg, Licensee & Administrator
Proprietary
Capacity: 15

Rest Haven
686 CR 370
Enterprise, Mississippi 39330
Phone: 601-274-5308
Melvin Moncrief, Licensee
& Administrator
Proprietary
Capacity: 15

Rest Haven 2
684 CR 370
Enterprise, Mississippi 39330
Phone: 601-840-6005
Melvin Moncrief, Licensee
& Administrator
Proprietary
Capacity: 10

Wisteria Manor Personal Care Home
421 CR 280
Shubuta, Mississippi 39360
Phone: 601-776-0426
Fax: 601-776-5711
Dorothy Crane, Licensee &
Administrator
Proprietary
Capacity: 30

Clay County

Heavenly Angels
1333 East Broad Avenue
West Point, Mississippi 39773
Phone: 662-295-3257
Fax: 662-391-2151
Angela Walker, Licensee
& Administrator
Proprietary
Capacity: 7

Waverly Care Home
315 West Broad Street
P.O. Box 797
West Point, Mississippi 39773
Phone: 662-494-0074
Fax: 662-494-5580
Robin B. Foster, Licensee &
Administrator
Proprietary
Capacity: 21

Coahoma County

Evans & Allen Assisted Living Center
600 Ohio Avenue
Clarksdale, Mississippi 38614
Phone: 662-592-4167
Diah Washington, Licensee
& Administrator
Proprietary
Capacity: 27

Flowers Glen
1251 Lee Drive
Clarksdale, Mississippi 38614
Phone: 662-627-2222
Fax: 662-627-1703
United Methodist Senior Services,
Licensee
Monica Jennings, Administrator
Non-profit
Capacity: 36

Covington County

Covington Ridge
100 Covington Ridge Place #30
Collins, Mississippi 39428
Phone: 601-765-1100
Fax: 601-765-6133
Kevin Cooksey, Licensee
Melinda Lott, Administrator
Proprietary
Capacity: 36

DeSoto County

Affordable Senior
Care 9080 Lacy Drive
Southaven, Mississippi 38671
Phone: 662-253-8905
Sonal Bhakta Patel, Licensee
Donna Taylor, Administrator
Proprietary
Capacity: 15

Hermitage Gardens of Southaven
108 Clarington Drive
Southaven, Mississippi 38671
Phone: 662-349-9043
Fax: 662-349-7053
Five Star Quality Care, Licensee
Laura Hicks, Administrator
Proprietary
Capacity: 65
Assisted Living/Alzheimer's

Life Point Village Assisted Living
2782 Star Landing Road East
Southaven, Mississippi 38672
Phone: 662-429-7672
Fax: 662-429-1647
SCW Southaven, Licensee
Rebecca Kellick, Administrator
Proprietary
Capacity: 101

Olive Grove
Terrace 9684
Goodman Road
Olive Branch, Mississippi
38654 Phone: 662-895-7609
Fax: 662-895-3501
Olive Branch Residential, Licensee
Donna Noe, Administrator
Capacity: 94

Silvercreek Senior Living Community
6630 Crumpler Blvd
Olive Branch, Mississippi
38654 Phone: 662-895-8952
Fax: 662-895-8966
Silvercreek Retirement Community,
Licensee
Leslie Sawyer, Administrator
Proprietary
Capacity: 118

Wesley Meadows Personal Care
1325 McIngvale Road
P.O. Box 487
Hernando, Mississippi 38632
Phone: 662-429-2070
Fax: 662-429-2496
United Methodist Senior Services of
DeSoto, Licensee
Marsha Brasher, Administrator
Non-Profit
Capacity: 101
Assisted Living

Forrest County

Brookdale Hattiesburg I
103 Fox Chase Drive
Hattiesburg, Mississippi 39402
Phone: 601-271-2177
Fax: 601-271-2411
Emeritus Corp, Licensee
Sandy Fairley, Administrator
Proprietary
Capacity: 90
Assisted Living

Brookdale Hattiesburg II
107 Fox Chase Drive
Hattiesburg, Mississippi 39402
Phone: 601-271-8480
Fax: 601-271-2510
Emeritus Corp, Licensee
Sandy Fairley, Administrator
Proprietary
Capacity: 56
Assisted Living/ Alzheimer's

The Claiborne at Hattiesburg
200 Whispering Pines Blvd
Hattiesburg, Mississippi 39401
Phone: 601-909-2385
Fax: 601-602-6677
Whispering Pines, Licensee
Carolyn S. Katterjohn, Administrator
Proprietary
Capacity: 80
Assisted Living

Country Comfort Personal Care Home
330 Pop Runnels Road
Petal, Mississippi 39465
Phone: 601-545-7603
Fax: 601-583-4412
Jo Ann Rushing, Licensee &
Administrator
Proprietary
Capacity: 15

Falcon Crest Personal Care Home
4 Falcon Lane
Hattiesburg, Mississippi 39401
Phone: 601-336-4590
Fax: 601-336-4598
Thomas Oswalt, Sr, Licensee
& Administrator
Proprietary
Capacity: 15
Assisted Living

George County

Amelia's Garden
145 Mill Street Ext.
Lucedale, Mississippi
39452
Phone: 601-947-0202
Audrey Smith, RN, Licensee &
Administrator
Proprietary
Capacity: 15

Eva's Place
258 Vestry Road
Perkinston, Mississippi 39573
Phone: 61-945-5053
Fax: 601-945-5054
Haidee Sheffield, Licensee
Katrina Nelson, Administrator
Proprietary
Capacity: 25

Smith Manor
15255 Highway 613
Lucedale, Mississippi 39452
Phone: 601-947-7796
Fax: 601-791-5161
Amy Bounds, Licensee & Administrator
Proprietary
Capacity: 15

Sparrow Hills
4285 Beaver Dam Road
Lucedale, Mississippi 39452
Phone: 601-766-9106
Fax: 601-766-0462
Nancy Hilburn, RN, Licensee
Todd Tanner, Administrator
Proprietary
Capacity: 26

Grenada County

Graceland of Grenada
1855 Hill Drive
Grenada, Mississippi 38901
Phone: 662-226-8556
Fax: 662-229-0556
Providence PCC of Grenada, Licensee
Debbie Mitchell, Administrator
Proprietary
Capacity: 63

Hancock County

Dunbar Village Courtyard
725 Dunbar Avenue
Bay St Louis, Mississippi 39520
Phone: 228-466-3099
Fax: 228-466-3994
Dunbar Village Courtyard, Licensee
Amy Lee Ivey, Administrator
Proprietary
Capacity: 10
Assisted Living

EZ Living Residential Services
16076 Fire Dept Road
Kiln, Mississippi 39556
Phone: 228-493-3024
Fax: 228-586-2307
Michael Henley, Licensee
Loretta Necaie, Administrator
Proprietary
Capacity: 20

Woodland Village Nursing Center
Personal Care Home
5427 Gex Road
Diamondhead, Mississippi 39525
Phone: 228-255-4832
Fax: 228-255-4833
Woodland Village Nursing Center,
Licensee
Holly Ford, Administrator
Proprietary
Capacity: 2
Assisted Living

Harrison County

Bay Cove Assisted Living
680 Bay Cove Drive
Biloxi, Mississippi 39532
Phone: 228-702-0142
Fax: 228-702-0145
David Schonberg, Licensee
Nancy McAllister, Administrator
Proprietary
Capacity: 142
Assisted Living

Brookdale Senior Living
2120 Enterprise Drive
Biloxi, Mississippi 39531
Phone: 228-388-0946
Fax: 228-388-8951
Emeritus Corp, Licensee
Karen Morgan, Administrator
Proprietary
Capacity: 105
Assisted Living

Chapman Oaks
210 Roberts Street
Long Beach, Mississippi 39560
Phone: 228-868-7199
Fax: 228-868-9769
Chapman Oaks, Licensee
Brenda Chapman, Administrator
Proprietary
Capacity: 15

Lakeview Nursing Center
16411 Robinson Road
Gulfport, Mississippi 39503
Phone: 228-831-3001
Fax: 228-831-0408
Brian Cain, Licensee
Diane Carpenter, Administrator
Proprietary
Capacity: 10

Lemoyne Place Assisted Living
14306 Lemoyne Blvd
Biloxi, Mississippi 39532
Phone: 228-396-1998
Fax: 228-396-2907
Seniors on the Go, Licensee
Melinda Smith, Administrator
Proprietary
Capacity: 48

One Magnolia Place
16391 Robinson Road
Gulfport, Mississippi 39503
Phone: 228-832-8400
Fax: 228-832-9493
Brian K. Cain, Licensee
Lisa H. Robinson, Administrator
Proprietary
Capacity: 60
Assisted Living

Seashore Oaks Assisted Living
1450 B Beach Blvd
Biloxi, Mississippi 39530
Phone: 228-207-5225
Fax: 228-207-0349
Shannon Spooner, Licensee
& Administrator
Proprietary
Capacity: 42

Serenity Springs Personal Care Home
9405 Tucker Road
Biloxi, Mississippi 39532
Phone: 228-872-3373
Natasha Barkley, Licensee
Deborah Finklea, Administrator
Proprietary
Capacity: 8

The Cove at Seashore Highlands
12170 Highland Way
Gulfport, Mississippi 39503
Phone: 228-831-7000
Fax: 228-831-7009
Seashore Campgrounds Retirement
Home, Licensee
Beth Joachim, Administrator
Non-profit
Capacity: 75

Hinds County

Alpha & Omega Personal Care Home
131 South Prentiss Street
Jackson, Mississippi 39203
Phone: 601-354-0783
Arthur Brown, Licensee &
Administrator
Non-Profit
Capacity: 13

Autumn Light Personal Care Home
1458 Moncure Marble Road
Terry, Mississippi 39170
Phone: 601-878-9684
Jerome Talbert, Licensee
& Administrator
Proprietary
Capacity: 23

Brookdale Clinton
501 East Northside Drive
Clinton, Mississippi 39056
Phone: 601-926-1224
Fax: 601-926-1196
Emeritus Corp, Licensee
Clifton Reese Daniels, Administrator
Proprietary
Capacity: 108

Eldercare Personal Care Home
232 Moss Avenue
Jackson, Mississippi 39209
Phone: 601-969-2273
Donyale Robbins, Licensee &
Administrator
Non-Profit
Capacity: 11

Erie Street Personal Care Home
606 Erie Street
Jackson, Mississippi 39203
Phone: 601-354-9186
Teresa Warner, Licensee
Tommy Warner, Administrator
Non-Profit
Capacity: 11

Fondern Cove Assisted Living
4500 North State Street
Jackson, Mississippi 39206
Phone: 601-987-5583
Fax: 601-572-5714
Fondren Cove Assisted Living,
Licensee
Cammie E. Kitchens, Administrator
Non-profit
Capacity: 18

Genesis Personal Care Home
2227 Old Vicksburg Road
Clinton, Mississippi 39056
Phone: 601-925-0095
Zebbie Williams, Licensee &
Administrator
Proprietary
Capacity: 19

Harmony Court Assisted Living
5411 I-55 North
Jackson, Mississippi 39206
Phone: 769-51-2098
Fax: 1-800-394-6187
Harmony Court AL, Licensee
Angelia L. Wright, Administrator
Proprietary
Capacity: 105

Horizons Personal Care Home
438 Clifton Street
Jackson, Mississippi 39203
Phone: 601-592-6174
Wanda George, Licensee
& Administrator
Proprietary
Capacity: 15

House of Faith
1160 McLean Street
Jackson, Mississippi 39209
Phone: 601-969-6900
Fax: 484-401-3257
Faith Hadley, Licensee &
Administrator
Proprietary
Capacity: 15

Love & Gracious Personal Care Home
1625 Westhaven Blvd.
Jackson, Mississippi 39209
Phone: 601-487-8875
Fax: 601-708-4016
Dora Jones, Licensee
Kenya R. McMullin, Administrator
Proprietary
Capacity: 11

McAllister's Personal Care Home
425 Earle Street
Jackson, Mississippi 39203
Phone: 601-354-0783
Arthur Brown, Licensee &
Administrator
Non-Profit
Capacity: 11

Methodist Home Road Living Center
4560 Methodist Home Road
Jackson, Mississippi 39213
Phone: 601-918-4486
Pebla Wright, Licensee
& Administrator
Proprietary
Capacity: 15
Assisted Living

Mississippi Cares Residential Home
432 Clifton Street
Jackson, Mississippi 39207
Phone: 601-948-8923
Alisa Q. Brown, Licensee
Robin Ward, Administrator
Proprietary
Capacity: 24

North Grove Assisted Living
641 Flag Chapel Road
Jackson, Mississippi 39209
Phone: 601-922-2008
Fax: 601-922-2718
Freddie L. Davis, Licensee
Audrey B. Wiley, Administrator
Non-Profit
Capacity: 34

Open Arms Personal Care Home
539 Claiborne Avenue
Jackson, Mississippi 39209
Phone: 601-715-9911
Carolyn Yarn, Licensee
Bettie Robinson, Administrator
Proprietary
Capacity: 6

Paradise Cove Personal Care Home
1874 Longwood Drive
Jackson, Mississippi 39212
Phone: 601-251-5207
Fax: 769-257-5219
Paradise Cove, Licensee
Steven Cline, Administrator
Proprietary
Capacity: 6

Parker's Personal Care Home
532 Earle Street
Jackson, Mississippi 39203
Phone: 601-355-2030
Ruby T. Parker, Licensee &
Administrator
Proprietary
Capacity: 16

Riggs Manor Retirement Community
2300 Seven Springs Road
Raymond, Mississippi 39154
Phone: 601-857-5011
Fax: 601-855-8131
United Methodist Senior Services,
Licensee
Kristi Eldridge, Administrator
Non-Profit
Capacity: 94
Assisted Living

St. David's Personal Care Home
714 Rose Street
Jackson, Mississippi 39203
Phone: 601-559-5225
Fax: 601-354-0690
Joyce Morgan, Licensee &
Administrator
Proprietary
Capacity: 8

Shanell's Assisted Living
4022 California Avenue
Jackson, Mississippi 39213
Phone: 601-362-4549
Carnell Kitchens, Licensee &
Administrator
Proprietary
Capacity: 15

Silas Personal Care Home
532 Burns Street
Jackson, Mississippi 39203
Phone: 601-960-7426
Robert Silas, Licensee
Glenda A. Dillon, Administrator
Proprietary
Capacity: 16

Sincere Home Care
5911 Holmes Court
Jackson, Mississippi 39212
Phone: 601-321-9653
Deborah D. Wright, Licensee &
Administrator
Proprietary
Capacity: 14

Utopia Assisted Living
3811 W Northside
Jackson, Mississippi 39209
Phone: 601-209-7990
Fax: 601-366-5949
Patricia Magee, Licensee
& Administrator
Proprietary
Capacity: 20

Holmes County

Miss Bernice's Personal Care House
50 Patton Place
Lexington, Mississippi 39095
Phone: 662-834-3344
Fax: 662-834-3314
Zelpha M. Whatley, Licensee &
Administrator
Non-Profit
Capacity: 18

Itawamba County

Charleston Place
804 South Adams Street
P.O. Drawer 127
Fulton, Mississippi 38843
Phone: 662-862-2465
Fax: 662-862-5170
James C. Holland, Licensee
Lori D. Hughes, Administrator
Proprietary
Capacity: 44

Countrywood Manor
145 Watson Drive
Mantachie, Mississippi 38855
Phone: 662-282-7808
Fax: 662-282-7738
Ken Long, Licensee
Dawn Baker, Administrator
Proprietary
Capacity: 78
Assisted Living

Dogwood of Fulton
201 West Pierce Town Road
Fulton, Mississippi 38843
Phone: 662-862-6120
Fax: 662-862-6146
HSL Holdings, Licensee
Courtney Gasaway, Administrator
Proprietary
Capacity: 36

Phillips Personal Care Home
1207 Sandlin Road
Fulton, Mississippi 38843
Phone: 662-862-2665
Dwight Phillips, Licensee
Edna Phillips, Administrator
Proprietary
Capacity: 14

Jackson County

The Gardens
1260 Ocean Springs Road
Ocean Springs, Mississippi
39564 Phone: 228-818-0650
Fax: 228-818-4856
NIC 18 Gardens Leasing, Licensee
Jody Stoddard, Administrator
Proprietary
Capacity: 72

Sanctuary House
4331 Welch
Street
Moss Point, Mississippi
39563 Phone: 228-285-0086
Fax: 228-285-0088
Jane C. Hickson, Licensee
& Administrator
Proprietary
Capacity: 10

Settler's Pointe
13625 Wilfred Seymour Road
Ocean Springs, Mississippi
39565 Phone: 228-872-1746
Fax: 228-762-4498
Haidee Oppie Sheffield,
Licensee
Proprietary
Capacity: 10

Jasper County

Summerland Manor
12 Summerland Road
Bay Springs, Mississippi
39422 Phone: 601-794-2130
Fax: 601-764-3121
James Knotts, Licensee
G. Clinton Eaves, Jr., Administrator
Public
Capacity: 48

Jones County

ComfortCare Assisted Living Facility
1100 West Drive
Laurel, Mississippi 39440
Phone: 601-422-0022
Fax: 601-428-7138
South Central Regional Med Ctr,
Licensee
Heather Gilbert, Administrator
Public
Capacity: 12

Cottonwood Manor
3147 Old Amy Road
Laurel, Mississippi 39443
Phone: 601-425-0095
Fax: 601-428-7279
Robert Hall, Licensee &
Administrator
Proprietary
Capacity: 24

Extra Care
354 Trace Road
Laurel, Mississippi 39440
Phone: 601-425-5599
Yvonne J. Clark, Licensee
Amanda Whigham, Administrator
Proprietary
Capacity: 10

Guardian Angels
12 Victory Road
Laurel, Mississippi 39443
Phone: 601-340-3156
Vicente Morcivais, Licensee &
Administrator
Proprietary
Capacity: 12

Lynnwood Senior Care
59 Line Road
Laurel, Mississippi 39443
Nila Conn, Licensee & Administrator
Phone: 601-425-1059
Fax: 601-425-5311
Proprietary
Capacity: 14

Magnolia Gardens Assisted Living of
Ellisville
303 East Ivy Street
Ellisville, Mississippi
39437
Phone: 601-477-9041
Fax: 601-477-9006
Deborah Darlene Steverson, Licensee
& Administrator
Proprietary
Capacity: 20

Magnolia Gardens Assisted Living of
Laurel
945 West Drive
Laurel, Mississippi 39440
Phone: 601-518-0597
Fax: 601-428-4685
Deborah Darlene Steverson, Licensee
& Administrator
Proprietary
Capacity: 56

Northview Villa Personal
Care 625 Northview Drive
Laurel, Mississippi 39440
Phone: 601-426-6488
Fax: 601-426-2644
Barbara R. Hancock, Licensee
& Administrator
Proprietary
Capacity: 54

Lafayette County

The Blake at Oxford
110 Ed Perry Blvd
Oxford, Mississippi 38655
Phone: 662-234-5050
Fax: 662-234-8152
The Blake at Oxford, Licensee
Sandra Enfinger, Administrator
Proprietary
Capacity: 115

Brookdale at Oxford
100 Azalea Drive
Oxford, Mississippi 38655
Phone: 662-234-9600
Fax: 662-234-9670
Emeritus Corp, Licensee
Natasha Willingham, Administrator
Proprietary
Capacity: 90

Hermitage Gardens of Oxford
1488 Belk Blvd.
Oxford, Mississippi 38655
Phone: 662-234-8244
Fax: 662-236-3043
Five Star Quality Care-MS, LLC,
Licensee
Lakesha Harris, Administrator
Proprietary
Capacity: 55
Assisted Living/Alzheimer's

Lamar County

Alden Pointe Assisted Living
2 Courtland Drive
Hattiesburg, Mississippi 39402
Phone: 601-296-9711
Fax; 601-296-9152
Alden Pointe AL, Licensee
Kathy McPhail, Administrator
Proprietary
Capacity: 45

Magnolia Place
4901 Highway 589
Sumrall, Mississippi 39482
Phone: 601-758-0600
Fax: 601-765-6133
Kevin Cooksey, Licensee
Melinda Lott, Administrator
Proprietary
Capacity: 18

Provision Living at Hattiesburg
217 Methodist Blvd
Hattiesburg, Mississippi 39402
Phone: 601-329-2030
Fax: 601-268-6979
PVL Tenant Hattiesburg, Licensee
Dennis Barnett, Administrator
Proprietary
Capacity: 100
Assisted Living/Alzheimer's

Lauderdale County

Aldersgate Personal Care Home
6600 Poplar Springs Drive
Meridian, Mississippi 39305
Phone: 601-485-9484
Fax: 601-485-6638
Aldersgate Personal Care, Licensee
Lawona Broadfoot, Administrator
Non-Profit
Capacity: 58

Bee Hive Homes of Marion
5750 Dale Drive
Marion, Mississippi 39342
Phone: 601-482-8809
Fax: 601-482-8804
John M. Mayfield, Licensee
Stephanie Butler, Administrator
Proprietary
Capacity: 16

Brookdale at Meridian
4555 35th Avenue
Meridian, Mississippi 39305
Phone: 601-483-4566
Fax: 601-483-1447
Emeritus Corp, Licensee
Dottie Briggs, Administrator
Proprietary
Capacity: 110
Assisted Living/Alzheimer's

Fisher Care
5207 Fisher Road
Meridian, Mississippi 39305
Phone: 601-693-9619
Fisher Care, LLC, Licensee
Dwayne Fisher, Administrator
Proprietary
Capacity: 8

Magnolia Home
1900 24th Avenue
Meridian, Mississippi 39307
Phone: 601-938-2435
Shelia D. Powe, Licensee
& Administrator
Proprietary
Capacity: 14

McCoy Personal Care Home
919 35th Avenue
Meridian, Mississippi 39301
Phone: 601-693-4104
Roderick Phil McCay, Licensee &
Administrator
Proprietary
Capacity: 15

Leake County

Bee Hive Homes of Carthage
704 Highway 16 East
Carthage, Mississippi 39051
Phone: 601-267-8222
John M. Mayfield, Licensee
Tabathia M. Dempsey, Administrator
Proprietary
Capacity: 16

Madden Lighthouse
242 Thaggard Road
Carthage, Mississippi 39051
Phone: 601-298-9888
Fax: 601-298-2001
Cindy Jones, Licensee
& Administrator
Proprietary
Capacity: 24

Lee County

Avonlea Assisted Living & Retirement
Community
2429 Lawndale Drive
Tupelo, Mississippi 38801
Phone: 662-840-6163
Fax: 662-840-5147
James C. Landers, Licensee
Lori Baxter, Administrator
Proprietary
Capacity: 72

Creekside Manor
200 Knight Drive
Saltillo, Mississippi 38866
Phone: 662-869-7009
Fax: 662-869-7891
Kenneth A. Long, Licensee
Samantha Ponders, Administrator
Proprietary
Capacity: 53

Generations Senior Living
1090 CR 811
Saltillo, Mississippi 38866
Phone: 662-346-4264
Emily Floyd, Licensee
Jay Shannon, Administrator
Proprietary
Capacity: 40

Magnolia Manor at Tupelo
1514 CR 41
Tupelo, Mississippi 38801
Phone: 662-842-6776
Fax - 662-842-6512
HSL Holdings, Licensee
Debra Haynes, Administrator
Proprietary
Capacity: 122
Assisted Living

Mitchell Center Personal Care Home
2800 West Main Street
P.O. Box 1567
Tupelo, Mississippi 38802
Phone: 662-844-1441
Fax: 662-841-9516
Mississippi Methodist Senior
Services of Tupelo, Licensee
John Stirewalt, Administrator
Non-Profit
Capacity: 60

Riverbirch Residence
2554 Main Street
P.O. Box 159
Plantersville, Mississippi 38862
Phone: 662-844-3451
Fax: 662-844-3450
Robert J. Lemmons, Licensee
& Administrator
Proprietary
Capacity: 30
Assisted Living

Rosewood Personal Care Home
2441 McCullough Blvd.
Belden, Mississippi 38826
Phone: 662-844-5856
Fax: 662-844-5323
HSL Holdings, Licensee
Mandy Ezell, Administrator
Proprietary
Capacity: 75
Assisted Living

Samaritan Garden Personal Care Home
2603 South Gloster Street
Tupelo, Mississippi 38801
Phone: 662-566-9974
Fax: 662-566-9921
George R. Pulliam, Licensee
Lisa Pulliam Administrator
Proprietary
Capacity: 32
Assisted Living

Leflore County

Country Meadow Personal Care Home
4100 CR 164
Greenwood, Mississippi 38930
Phone: 662-453-4533
Fax: 662-453-4534
Danny F. Edwards, Licensee &
Administrator
Proprietary
Capacity: 18

Indywood Glen Personal Care
1416 Erie Street
Greenwood, Mississippi 38930
Phone: 662-455-3878
Fax: 662-455-6171
Indywood Glen, Licensee
Sharon Harvey, Administrator
Proprietary
Capacity: 26

Lincoln County

Bee Hive Homes of Brookhaven
1031 West Congress Street
Brookhaven, Mississippi 39601
Phone: 601-990-2141
Fax: 601-990-2273
Nathan Lane Newman, Licensee
Allyson Lee Smith Newell,
Administrator
Proprietary
Capacity: 16

Haven Hall Healthcare Center
101 Mills Street
Brookhaven, Mississippi 39601
Phone: 601-833-5608
Fax: 601-833-5285
Magnolia Healthcare, Licensee
Margie Guthrie, Administrator
Non-Profit
Capacity: 8

Lowndes County

The Arrington
234 Windsor Blvd.
Columbus, Mississippi 39702
Phone: 662-241-0001
Fax: 662-241-0091
Arrington LLC, Licensee
Kenneth A. Phillips, Administrator
Proprietary
Capacity: 70
Assisted Living/Alzheimer's

Collegeview Personal Care Home
1323 College Street
Columbus, Mississippi 39701
Phone: 662-327-9463
Fax: 662-327-1419
Carolyn P. Reed, Licensee &
Administrator
Proprietary
Capacity: 6

Garden Hill Assisted Living
2082 Yorkville Road East
Columbus, Mississippi 39702
Phone: 662-329-2772
Fax: 662-329-5108
Brandy Wilson, Administrator
Proprietary
Capacity: 62

New Horizon Residential Living
Facility
200 Molly Lane
P.O. Box 5046
Columbus, Mississippi 39702
Phone: 662-328-8880
Fax: 662-327-3642
Shellie Holmes, Licensee &
Administrator
Proprietary
Capacity: 12

Trinity Personal Care Center
250 Airline Road
Columbus, Mississippi 39702
Phone: 662-327-6795
Fax: 662-327-3039
Methodist Senior Services of Golden
Triangle, Licensee
Stanley C. Maynard, Administrator
Non-Profit
Capacity: 62

Madison County

Beau Ridge
650 Highland Colony Parkway
Ridgeland, Mississippi 39157
Phone: 601-605-9494
Ridgeland Place, Licensee
Debbie Good, Administrator
Proprietary
Capacity: 74
Assisted Living/Alzheimer's

The Blake at Township
608 Steed Road, Suite A
Ridgeland, Mississippi 39157
Phone: 601-607-1200
Fax: 601-607-1298
SHI township, Licensee
Victor O. Smith, Administrator
Proprietary
Capacity: 115
Assisted Living/Alzheimer's

Brookdale at Ridgeland Point
410 Orchard Park
Ridgeland, Mississippi 39157
Phone: 601-957-0727
Fax: 601-957-9764
Emeritus Corp, Licensee
Michael Ryan, Administrator
Proprietary
Capacity: 100
Assisted Living/Alzheimer's

Christian Care Personal Care Home
399 Cauthen Street
Canton, Mississippi 39046
Phone: 601-859-0634
Richard Johnson, Licensee
& Administrator
Proprietary
Capacity: 31

Old Ladies Home
7521 Old Canton Road
Madison, Mississippi 39110
Phone: 601-856-1085
Fax: 601-856-1270
Jane Roper, Licensee
J. Anne Thompson, Administrator
Non-Profit
Capacity: 20

The Orchard Personal Care Home
600 South Pear Orchard Road
Ridgeland, Mississippi 39157
Phone: 601-856-2205
Fax: 601-856-8905
The Orchard, Ltd., Licensee
Sharon Sullivan, Administrator
Proprietary
Capacity: 78
Assisted Living/Alzheimer's

St. Catherine's Village/Campbell Cove
200 Dominican Drive
Madison, Mississippi 39110
Phone: 601-856-0160
Fax: 601-856-0117
Claude W. Harbarger, Licensee
Mary Margaret Judy, Administrator
Non-Profit
Capacity: 60
Assisted Living/Alzheimer's

St. Catherine's Village/Marian Hall
200 Dominican Drive
Madison, Mississippi 39110
Phone: 601-856-0100
Fax: 601-856-0109
Claude W. Harbarger, Licensee
Mary Margaret Judy, Administrator
Non-profit
Capacity: 60
Assisted Living

Seasons Assisted Living
1421-B East Peace Street
Canton, Mississippi 39046
Phone: 601-855-5760
Fax: 601-855-5781
Madison CNHM Board of Trustees, Licensee
Daniel Logan, Administrator
Non-profit
Capacity: 10

Willard F. Bond Home
7521 Old Canton Road
Madison, Mississippi 39110
Phone: 601-856-8041
Fax: 601-856-1270
Stephen Rimmer, Licensee
Lucille Nichols, Administrator
Non-profit
Capacity: 40

Marion County

The Grove Personal Care Home
11 Pecan Drive
Columbia, Mississippi 39429
Phone: 601-736-4747
Fax: 601-736-4073
2nd Generation Healthcare, Licensee
Michael Bradshaw, Administrator
Capacity: 8

Haven House
1448 North Main Street
Columbia, Mississippi 39429
Phone: 601-736-8143
Fax: 601-736-4809
Felecia Coleman, Licensee
Sonia Woodard, Administrator
Non-profit
Capacity: 14

Marshall County

Christopher's Personal Care Home
885 Highway 178 East
Holly Springs, Mississippi 38635
Phone: 662-551-1122
Fax: 662-551-1635
Gail M. Houck, Licensee &
Administrator
Proprietary Capacity: 46
Assisted Living

Monroe County

Garden Suites Assisted Living
400 South Chestnut Street
P.O. Box 747
Aberdeen, Mississippi 39730
Phone: 662-319-2051
Fax: 662-319-2125
Christopher Chandler, Licensee &
Administrator
Non-Profit
Capacity: 22

Oak Tree Manor
60139 Cotton Gin Port Road
Amory, Mississippi 38821
Phone: 662-256-8406
Fax: 662-256-8883
Ken Long, Licensee
Teresa Childers, Administrator
Proprietary
Capacity: 51
Assisted Living

Pressicare Personal Care Home
20434 Old Houston Road
Aberdeen, Mississippi 39730
Phone: 662-369-0070
Fax: 662-369-1727
China Danette Johnson, Licensee & Adm.
Proprietary
Capacity: 10

Neshoba County

Atwood Personal Care Home
101 Pilot Street
Philadelphia, Mississippi 39350
Phone: 601-656-7394
Fax: 601-656-7396
Mark Atwood, Licensee
Katelin Atwood Adams, Administrator
Proprietary
Capacity 38

Bee Hive Homes of Philadelphia
708 Columbus Avenue
Philadelphia, Mississippi 39350
Phone: 601-656-0220
John M. Mayfield, Licensee
Tracie M. Stephenson, Administrator
Proprietary
Capacity 15

Newton County

Bee Hive Homes of Newton
601 South Main Street
Newton, Mississippi 39345
Phone: 601-683-0000
Fax: 601-683-6166
John M. Mayfield, Licensee
Betty McGee, Administrator
Proprietary
Capacity: 13

River Birch Estate Assisted Living
606 East Jackson Road
Union, Mississippi 39365
Phone: 601-562-3402
Fax: 601-774-9151
Alisa Burkes, Licensee &
Administrator
Proprietary
Capacity: 21

Woodland Court Personal Care
260 Northside Drive
Newton, Mississippi 39345
Phone: 601-683-2330
Fax: 601-683-3043
Anita Ezelle Nettles, Licensee
& Administrator
Proprietary
Capacity: 41

Noxubee County

Elderly Care Center
496 Magnolia Drive
Macon, Mississippi 39341
Phone: 662-726-2630
Fax: 662-726-2229
Carol Pruitt, Licensee &
Administrator
Proprietary
Capacity: 15

Oakwood Manor
218 Oakwood Drive
P.O. Box 325
Brooksville, Mississippi 39739
Phone: 662-738-4866
Fax: 662-738-4966
Brooksville Assisted Living Home,
Licensee
Harvey D. Nickel, Administrator
Non-Profit
Capacity: 18
Assisted Living

Oktibbeha County

Beehive Homes of Starkville
2156 Old West Point Road
Starkville, Mississippi 39759
Phone: 662-338-4949
Audrey Trulove, Licensee
Bridget McClendon,
Administrator Proprietary
Capacity: 16

The Claiborne at Adelaide
74 Claiborne Way
Starkville, Mississippi 39759
Phone: 662-268-9555
Fax: 662-268-8187
The Claiborne at Adelaide, Licensee
Loresa Harris, Administrator
Proprietary
Capacity: 75

Montgomery Gardens Senior
Living 4348 Old Highway 12 West
Starkville, Mississippi 39759
Phone: 662-323-4663
Fax: 662-323-5001
William Bell Montgomery, Licensee
Proprietary
Capacity: 38

Vickers Personal Care Home
114 North Montgomery Street
Starkville, Mississippi 39759
Phone: 662-323-4617
Fax: 662-323-7483
Dawn Vickers, RN, Licensee
& Administrator
Proprietary
Capacity: 18

Panola County

Fairfield of Batesville
640 Keating Road
P.O. Box 1632
Batesville, Mississippi 38606
Phone: 662-563-2345
Fax: 662-563-5678
Providence PCC, Licensee
Charlotte E. Anderson, Administrator
Proprietary
Capacity: 54
Assisted Living

Pearl River County

Blueberry Hills Personal Care Home
1005 South Shivers Street
Poplarville, Mississippi 39470
Phone: 228-304-0472
Brad Greer, Licensee
Leign Moms Greer, Administrator
Proprietary
Capacity: 11

In Loving Arms
83 White Chapel Road
Carriere, Mississippi 39426
Phone: 601-798-4440
Fax: 601-798-4447
Marvene Augustus, Licensee
Jo Ann Augustus, Administrator
Proprietary
Capacity: 15

New Country Living Personal Care
Home
258 George Ford Road
Carriere, Mississippi 39426
Phone: 601-798-5673
Fax: 601-749-9018
Marion Fletcher, Licensee
Keith Fletcher, Administrator
Proprietary
Capacity: 14

Our Place Personal Care Home
27 Alsobrooks Road
Picayune, Mississippi 39466
Phone: 601-799-3303
Patricia A. Carnes, Licensee &
Administrator
Proprietary
Capacity: 12

Timeless Grace Assisted Living
424 Jake Smith Road
Carriere, Mississippi 39426
Phone: 601-799-1600
Fax: 601-799-2689
Timeless Grace Assisted Living,
Licensee
Rebecca Welch, Administrator
Proprietary
Capacity: 15

Perry County

Community Development Assisted
Living I
200 North Front Street
Richton, Mississippi 39476
Phone: 601-788-5799
Fax: 601-788-6702
Oma Hibbler, Licensee
Edrick Hibbler, Administrator
Non-profit
Capacity: 30

Community Development Assisted
Living II
116 Front Street
Richton, Mississippi 39476
Phone: 601-788-2834
Fax: 601-788-6702
Oma Hibbler, Licensee
Erick Hibbler, Administrator Non-
profit
Capacity: 12

Friend's Personal Care Home
367 Corinth Church Road
Petal, Mississippi 39465
Phone: 601-545-9545
Fax: 601-545-7877
Robert Lee Friend, Licensee &
Administrator
Proprietary
Capacity: 12

Pike County

Aston Court Retirement Community
222 Aston Avenue
McComb, Mississippi 39648
Phone: 601-249-0023
Fax: 601-249-3106
Aston Court Retirement Community,
Licensee
Staci Ann Lock Hamilton,
Administrator
Proprietary
Capacity: 50

Camellia Estates Assisted Living
1714 White Street
McComb, Mississippi 39648
Phone: 601-250-0066
Fax: 601-250-0640
Pike Community Care Center, Licensee
Misty D. Linden, Administrator
Proprietary
Capacity: 48
Assisted Living

Pontotoc County

Church Street Manor
36 Elm Lane
P.O. Box 249
Ecru, Mississippi 38841
Phone 662-489-6462
Fax: 662-489-6491
Kenneth Long, Licensee
Shelia Brady, Administrator
Proprietary
Capacity: 40

Prentiss County

The Landmark Community Personal Care
Home
701 West Church Street
Booneville, Mississippi 38829
Phone: 662-728-3539
Fax: 662-728-3508
Travis W. Childers, Licensee
Tami Childers, Administrator
Proprietary
Capacity: 40

Booneville Assisted Living
1101 West Chambers Drive
Booneville, Mississippi 38829
Phone: 662-720-9593
Fax: 662-720-9594
Booneville Assisted Living, Licensee
Alicia Prentiss, Administrator
Proprietary
Capacity: 36

Rankin County

Brandon Court Personal Care Home
100 Burnham Road
Brandon, Mississippi 39042
Phone: 601-664-2259
Fax: 601-664-2270
Rankin Community Care Center,
Licensee
Chuck Sinclair, Administrator
Proprietary
Capacity: 6
Assisted Living

Briar Hill Rest Home
1201 Gunter Road
Florence, Mississippi 39073
Phone: 601-939-6371
Fax: 601-939-6228
Briar Hill Rest Home, Licensee
Angelia Whittlington, Administrator
Proprietary
Capacity: 2

The Blake at Flowood
350 Town Center Way, Suite A
Flowood, Mississippi 39232
Phone: 769-345-2202
Fax: 601-510-2287
The Blake at Flowood, Licensee
Anita C. Davis, Administrator
Proprietary
Capacity: 130
Assisted Living/Alzheimer's

Brookdale at Brandon
140 Castlewoods Blvd.
Brandon, Mississippi 39047
Phone: 601-919-1208
Fax: 601-919-1174
Emeritus Corp, Licensee
Dotti Briggs, Administrator
Proprietary
Capacity: 110
Assisted Living/Alzheimers

Peach Tree Village Assisted Living
6100 Old Brandon Road
Brandon, Mississippi 39042
Phone: 601-933-1100
Fax: 601-933-1113
Sentry Brandon, Licensee
Lanette Williams, Administrator
Proprietary
Capacity: 71

Plain View Assisted Living
214 Spell Drive
Richland, Mississippi 39218
Phone: 601-664-1966
Fax: 601-664-1967
Sydney Scarborough, Jr., Licensee
Jerry Don Johnson, Administrator
Proprietary
Capacity: 55

Villa South Assisted Living
271 College Street
Florence, Mississippi 39073
Phone: 601-845-1888
Fax: 601-845-2448
Villa South, Licensee
Beth Scarbrough, Administrator
Proprietary
Capacity: 50

Wisteria Gardens
5420 Highway 80 E
Pearl, Mississippi 39208
Phone: 601-988-6800
Fax: 601-988-6801
Wisteria Gardens, LLC, Licensee
David Hill, Administrator
Proprietary
Capacity: 6

Scott County

Bee Hive Homes of Forest
410 Townsend Road
Forest, Mississippi 39074
Phone: 601-469-9476
John M. Mayfield, Licensee
Tammy Massey, Administrator
Proprietary
Capacity: 15

Magnolia Manor
410 East First Street
Forest, Mississippi 39074
Phone: 601-469-4389
Fax: 601-469-4377
Robert Hall, Licensee
& Administrator
Proprietary
Capacity: 15
Assisted Living

Simpson County

Chateau Jorja
219 Bass Road
Florence, Mississippi 39073
Phone: 601-845-6519
Fax: 601-845-8585
Ruth Christine Howard, Licensee &
Administrator
Proprietary
Capacity: 15
Assisted Living

Christopher's Court
219 Bass Road
Florence, Mississippi 39073
Phone: 601-845-5619
Ruth Christine Howard, Licensee &
Administrator
Proprietary
Capacity: 15
Assisted Living

Lakeview Place
1116 Frances Avenue NW
Magee, Mississippi 39111
Phone: 601-849-1920
Fax: 601-849-1950
C. Faith Kennedy, Licensee &
Administrator
Proprietary
Capacity: 15
Assisted Living

Strong River Villa
2994 Highway 13
Mendenhall, Mississippi 39114
Phone: 601-675-7019
Fax: 601-675-7019
C. Faith Kennedy, Licensee
& Administrator
Proprietary
Capacity: 15

Stone County

Stone County Nursing & Rehab Center
1436 East Central Avenue
Wiggins, Mississippi 39577
Phone: 601-928-1889
Fax: 601-928-2335
Stone County Nursing & Rehab Center,
Licensee
Dawn Boggess, Administrator
Proprietary
Capacity: 1
Assisted Living

Sunflower County

Elise's Place
924 Broadmoore Street
Indianola, Mississippi 38751
Phone: 662-635-9066
Jacqueline Hannah, Licensee
& Administrator
Proprietary
Capacity: 12

Indywood Personal Care Home
541 Dorsett Drive
Indianola, Mississippi 38751
Phone: 662-887-3005
Fax: 662-887-7084
Indywood, Licensee
Angelia Byrd, Administrator
Proprietary
Capacity: 29
Assisted Living

Ruleville Nursing & Rehab Center
800 Stansel Drive
P.O. Box 368
Ruleville, Mississippi 38771
Phone: 662-756-4361
Fax: 662-756-2788
Ruleville Nursing & Rehab Center,
Licensee
Tina Alexander, Administrator
Proprietary
Capacity: 9
Assisted Living

Shirley's Personal Care Home
1000 B.B. King Road
Indianola, Mississippi 38751
Phone: 662-887-3000
Fax: 662-887-3055
Shirley Monroe, Licensee &
Administrator
Proprietary
Capacity: 12
Assisted Living

Tate County

Buckman Enrichment Home
102 Enrichment Cove
Senatobia, Mississippi 38668
Phone: 662-366-6945
Fax: 662-562-6979
Parke Pepper, Licensee
Tricia Melvin,
Administrator Non-profit
Capacity: 20
Assisted Living

Providence PCC of Senatobia
700 Moore's Crossing
Senatobia, Mississippi 38668
Phone: 662-562-9229
Fax: 662-562-9202
Providence of Senatobia, Licensee
Candice Freeman, Administrator
Capacity: 70

Tishomingo County

Carrington House
1670 Whitehouse Road
Iuka, Mississippi 38852
Phone: 662-423-3307
Fax: 662-423-3308
Rebecca Cummings, Licensee
Lauren Stacy, Administrator
Proprietary
Capacity: 25

Southern Magnolia Estates I
1308 North Pearl Street
Iuka, Mississippi 38852
Phone: 662-424-0023
Fax: 662-424-0199
HSL Holdings, Licensee
Angelia McMahan, Administrator
Proprietary
Capacity: 37

Southern Magnolia Estates, II
1308 North Pearl Street
Iuka, Mississippi 38852
Phone: 662-424-0023
Fax: 662-424-0199
HSL Holdings, Licensee
Angelia McMahan, Administrator
Proprietary
Capacity: 18

Southern Magnolia Estates III
267 Front Street/Highway 366
Golden, Mississippi 38847
Phone: 662-454-0544
Fax: 662-454-0576
HSL Holdings, Licensee
Sherry Buckles, Administrator
Proprietary
Capacity: 37

Union County

Dogwood Plantation of New Albany
250 Fairfield Drive
New Albany, Mississippi 38652
Phone: 662-534-7331
Fax: 662-534-7335
HSL Holdings, Licensee
Michelle Walker,
Administrator Proprietary
Capacity: 24

Magnolia Place of New Albany
1515 Munsford Drive
New Albany, Mississippi 38652
Phone: 662-534-0046
Fax: 662-534-0393
HSL Holdings, Licensee
Wanda Pannell, Administrator
Proprietary
Capacity: 65

Makales Residential Living
514 Hillcrest Drive
New Albany, Mississippi 38652
Phone: 662-539-7263
Stephanie Waldrop, Licensee
& Administrator
Proprietary
Capacity: 7

Sunshine Inn Assisted Living Home
1645 Highway 178
P.O. Box 378
Myrtle, Mississippi 38650
Phone: 662-988-3959
Fax: 662-988-3989
Michael Hale, Licensee
Jeff Galloway, Administrator
Proprietary
Capacity: 20

Warren County

Belmont Gardens Personal Care Home
3201 Wisconsin Avenue
P.O. Box 820874
Vicksburg, Mississippi 39180
Phone: 601-636-8006
Fax: 601-636-0953
Joe M. Ross, Jr., MD, Licensee
Daniel P. Edney II, Administrator
Proprietary
Capacity: 32

Heritage House Assisted Living
Center
3101 Wisconsin Avenue
P.O. Box 820485
Vicksburg, Mississippi 39180
Phone: 601-638-1514
Fax: 601-638-8738
First Warren Corporation, Licensee
Joyce Hubbard, Administrator
Proprietary
Capacity: 41

Washington County

Broadway Manor Residential Care Home
515 North Broad Street
Greenville, Mississippi 38701
Phone: 662-702-5007
Fax: 662-702-5008
Otis C. Redmon, Sr., Licensee
J.H. Thompson, Administrator
Proprietary
Capacity: 11

Brookdale of Greenville
1880 Fairground Road
Greenville, Mississippi 38703
Phone: 662-334-4646
Fax: 662-334-4691
BLC Wellington- Greenville, Licensee
Dotti Briggs, Administrator
Proprietary
Capacity: 55
Assisted Living/Alzheimers's

Destiny Manor
104 Martin Luther King Road
Arcola, Mississippi 38722
Phone: 662-827-7500
Clifton Harris, Licensee
Maxine Harris, Administrator
Proprietary
Capacity: 11

Magnolia Gardens of Greenville
1644 South Colorado Street
Greenville, Mississippi 38701
Phone: 662-335-9699
Fax: 662-335-9693
Magnolia Gardens of Greenville,
Licensee
Joe Ann Fava, Administrator
Proprietary
Capacity: 48

Nelson's Personal Care Facility
103 B West 2nd Street
Leland, Mississippi 38756
Phone: 662-771-5090
Percy Kenneth Nelson, Licensee
& Administrator
Proprietary
Capacity: 12

Restorations Residential Living
Facility
1766 Old Leland Road
Greenville, Mississippi 38703
Phone: 662-537-4976
Fax: 662-537-4977
Joann Wilson, Licensee
& Administrator
Proprietary
Capacity: 15

Valor Manor
1880 Fairground Road
Greenville, Mississippi 38703
Phone: 662-334-4646
Fax: 662-334-4691
Lan-Greenville, LLC, Licensee
Sandras Anderson, Administrator
Proprietary
Capacity: 55

Wayne County

Brookwood Villa Personal Care Home
915 Wayne Street
Waynesboro, Mississippi 39367
Phone: 601-735-0264
Fax: 601-735-0277
Renee Grimes, Licensee &
Administrator
Proprietary
Capacity: 30

Southern Living Specialty Care
511 Gray Drive
Waynesboro, Mississippi 39367
Phone: 601-735-0120
Fax: 601-735-5180
Stan Trigg, Licensee & Administrator
Proprietary
Capacity: 25

Webster County

Vickers Personal Care Home
238 Spring Valley Road
Mathiston, Mississippi 39752
Phone: 662-263-4685
Fax: 662-323-7483
Rhea Dawn Vickers, RN, Licensee &
Administrator
Proprietary
Capacity: 13

Winston County

Atwood Personal Care Home
5611 Hwy 15
Louisville, Mississippi 39339
Phone: 662-724-2500
Fax: 662-724-2501
Mark P. Atwood, Licensee
Katelin Atwood Adams, Administrator
Proprietary
Capacity: 17

Bee Hive Homes of Louisville
541 A East Main Street
Louisville, Mississippi 39339
Phone: 662-773-0000
Fax: 662-446-9013
John Mayfield, Licensee
Brandi Randle, Administrator
Proprietary
Capacity: 20



MISSISSIPPI STATE DEPARTMENT OF HEALTH

