



# **System Report**

**September 1 - November 30, 2011**

**Data Period-Third Quarter 2011  
(July-August-September)**

## **Mississippi Trauma Care System**

*Designated Trauma Care Providers  
Working Together to Prevent and Treat Trauma*

**Prepared for:**

**Mississippi State Board of Health**

**December 9, 2011**

## Introduction

The goal of the Mississippi Trauma Care System is to deliver the **right** patient to the **right** hospital at the **right** time. Research shows that this approach decreases mortality. Trauma remains the leading cause of death for Mississippians age 1 to 44 and Mississippi ranks third in the nation for unintentional injury deaths.

Mississippi began development of a statewide trauma system in 1991. The Mississippi Legislature charged the Mississippi State Department of Health with the responsibility for oversight of trauma system development. Since that time the state has adopted a trauma care plan, established seven designated trauma regions, designated qualifying hospitals as trauma centers, maintains a trauma registry, and disbursed funding to trauma regions, trauma centers, and physicians.

The Mississippi Legislature passed House Bill 1405 during the 2007 Regular Session to revitalize and more fully fund the Mississippi Trauma Care System. Mississippi moved from a voluntary system with indigent reimbursement, to a mandatory system with block grant funding based on participation; the first trauma system of its type in the United States. As suggested by the Mississippi Trauma Care Task Force, this report on the Mississippi Trauma Care System will be submitted quarterly to the Mississippi State Board of Health.



## Quarterly Activities

### Trauma Registry Meetings

<b>Trauma Registry Software Training Jackson, Mississippi November 9-11, 2011 Third Quarter 2011</b>					
Facility	First Name	Last Name	9-Nov	10-Nov	11-Nov
Pioneer Community Hospital of Choctaw	Chrysta	Bates	x	x	x
King's Daughters Brookhaven	Sherry	Barry	x	x	x
Neshoba County General Hospital	Tracy	Beasley	x	x	x
Singing River Hospital	Cindy	Brown	x	x	x
Natchez Regional Medical Center	Mary Ann	Butler	x	x	x
Baptist Health Systems	Betty	Cox	x	x	x
River Region	Adam	Dyess	x	-	-
Franklin County Mem Hospital	Mindy	Cupit	x	x	x
Crossgates River Oaks	Dean	Evans	x	x	x
River Region	Renea	Foley	x	x	
Southwest MS Reg Medical Center	Sherry	Fortenberry	x	x	x
NMMC_Tupelo	Diane	Furtick		x	x
Natchez Regional Medical Center	Dianne	Ham	x	x	x
Madison Co. Medical center	Angie	Hall	x	x	x
Regional Medical Center @ Memphis	Rosalind	Harper	x	x	x
South Central Reg Medical Center	Stacey	Hill	x	x	x
Neshoba County General Hospital	Brenda	Jayroe	x	x	x
Lawrence County	Stephanie	Langston	x	x	x
Southwest MS Reg Medical Center	Dale	Laurich	x	x	x
Regional Medical Center @ Memphis	Karen	Maestri	x	x	x
Field Memorial Community Hospital	Kim	McDaniels	x	x	x
Southwest Trauma Care Region	Jimmy	McManus	x	x	x
Crossgates River Oaks	Carol	Miller	x	x	x
Southwest MS Reg Medical Center	Lisa	Miller	x	x	x
Crossgates River Oaks	Christy	Muprhy	x	x	x
Greenwood Leflore	Martha	Oestricher	x	x	x
Natchez Community Hospital	Arnie	Perkins	x	x	x
Delta Trauma Care Region	Cherri	Rickels		x	x
NMMC_Tupelo	Kim	Terrell		x	x
MS Coast Trauma Region	Gail	Thomas	x	x	x
John C. Stennis	Memree	White	x		
University of South Alabama	Lisa	Wilson	x	x	x
Franklin County Mem Hospital	Billie	Woodcock	x	x	x
<b>Totals</b>			<b>30</b>	<b>31</b>	<b>30</b>

<b>Trauma Registry Users' Group Meeting</b> <b>Jackson, Mississippi</b> <b>October 20, 2011</b> <b>Third Quarter 2011</b>				
<b>First Name</b>	<b>Last Name</b>	<b>Region</b>	<b>Facility</b>	<b>Total</b>
Ginger	Alford	EC	Rush Foundation Hospital	1
Tracy	Beasley	EC	Neshoba County General Hospital	1
Debbie	Berry	Coastal	George Regional Hospital	1
Jon	Calhoun	SE	Covington County Hospital	1
Betty	Cox	Central	MS Baptist Medical Center	1
Dean	Evans	Central	River Oaks Hospital	1
Diane	Furtick	North	North MS Medical Center - Tupelo	1
Pam	Graves	Central	St. Dominic Hos	1
Aleta	Guthrie	Central	University Medical Center	1
Stacy	Hill	SE	South Central Regional Medical Center	1
Brenda	Jayroe	EC	Neshoba County General Hospital	1
Candance	Jones	Central	University Medical Center	1
Bobbie	Knight	SE	South Central Regional Medical Center	1
Amber	Kyle	Central	Central Trauma Care Region	1
Monica	McCullum	SE	Forrest General Hospital	1
Kim	McDaniel	SW	Field Memorial Hospital	1
Carol	Miller	Central	River Oaks Hospital	1
Robin	Montalbano	SE	Highland Community Hospital	1
Christy	Murphy	Central	Crossgate River Oaks	1
Chris	Nash	SE	Highland Community Hospital	1
Martha	Oestreicher	Delta	Greenwood Leflore Hospital	1
Kim	Scroggins	North	BMH North MS	1
Linda	Swann	Central	J.M. Still	1
Memree	White	EC	John C. Stennis Memorial Hospital	1
Lisa	Wilson	Coastal	Uni of South Alabama Hospital	1
Lisa	Wilson	North	North MS Medical Center - Tupelo	1
Janet	Woo	SE	Forrest General Hospital	1
Total				27

## Trauma Center Consultation Visits

The following hospitals receive consultative visits for their upcoming re-designation surveys:

Regional Medical Center, Memphis

October 25, 2011

North Mississippi Medical Center, Tupelo	October 26, 2011
Baptist Memorial Hospital-Golden Triangle, Columbus	October 27, 2011
UMMC, Jackson (Adult and Pediatric)	October 28, 2011
Delta Regional Medical Center, Greenville	November 1, 2011

### **Trauma Center Inspections**

J.M Still Burn Center, Crossgates River Oaks Hospital, Brandon	November 11, 2011
----------------------------------------------------------------	-------------------

### **Trauma Center Designations**

Calhoun Health Services, Calhoun City, and Grenada Lake Medical Center, Grenada were re-designated as Level IV Trauma Centers.

Currently, the system is comprised of:

- Three (3) Level I Trauma Centers (UMMC, Jackson; Regional Medical Center, Memphis; University of South Alabama, Mobile);
- Five (5) Level II Trauma Centers (North Mississippi Medical Center, Tupelo; Baptist Memorial Hospital-Golden Triangle, Columbus; Forrest General Hospital, Hattiesburg; Memorial Hospital of Gulfport, Gulfport; Singing River Hospital, Pascagoula);
- Twelve (12) Level III Trauma Centers; and
- Sixty (60) Level IV Trauma Centers.

### **Mississippi Trauma Advisory Committee (MTAC) Activities**

MTAC held its quarterly meeting on September 1, 2011 in the Cobb Auditorium.

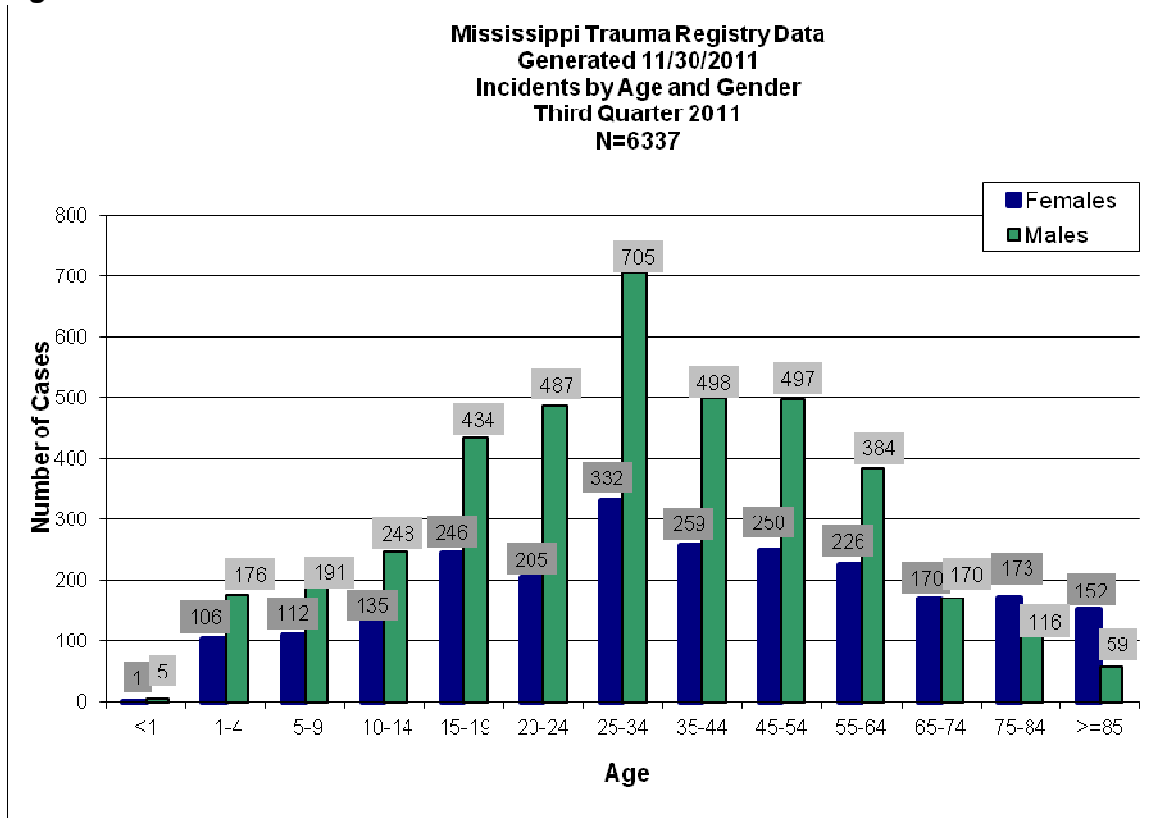
- The committee reviewed the revised Mississippi Trauma Care System regulations and recommended that they be forwarded to the Board of Health for adoption. The Board of Health adopted the revised regulations at their October meeting.
- Major changes to the regulations include:
  - A complete re-formatting of the regulations to comply with the Secretary of State's Administrative Code requirements.
  - Separate administrative chapters consolidated into one chapter.
  - New definitions added to improve description of the severity of trauma patients (Alpha/Bravo criteria).
  - Specific response times for physicians based on patient condition, Trauma Center level, and physician specialty.
  - The pediatric trauma chapter was expanded to match the format of the adult Trauma Center chapters, i.e., defined levels of participation, required programs and personnel, physician response times, clinical capabilities, clinical support services, etc.
- Next meeting is December 1, 2011 in the Cobb Auditorium at 10:00 am.

## Trauma Data

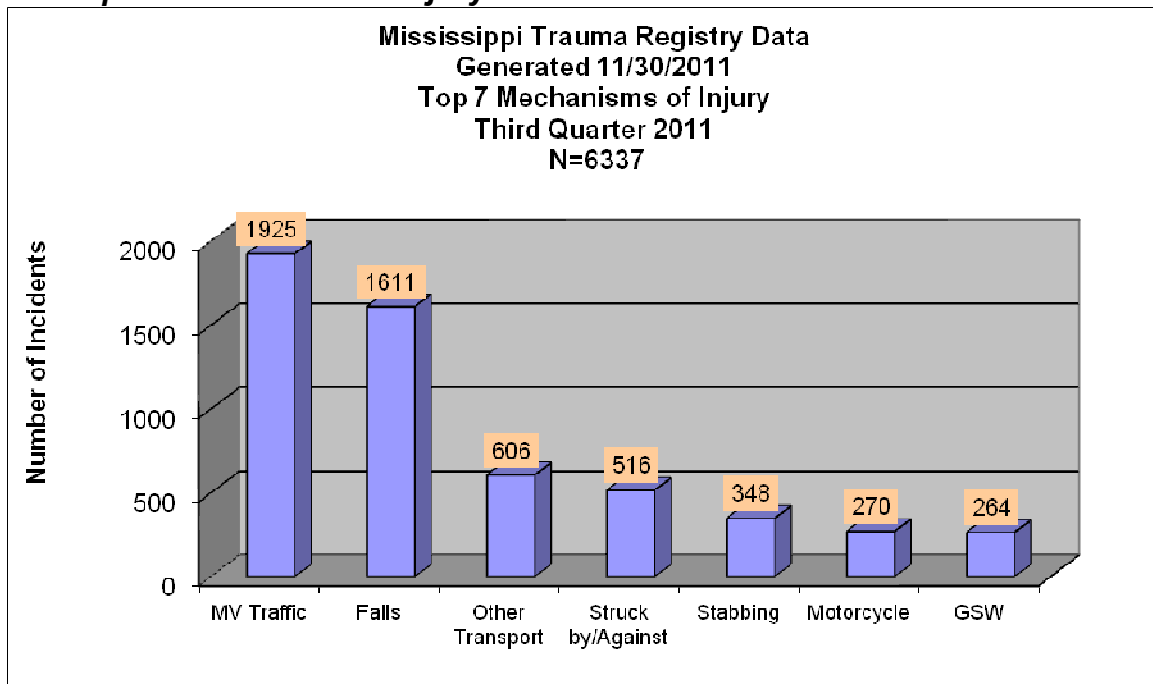
### *Injury Severity Score (ISS) Summary for Level I-III Trauma Centers*

Mississippi Trauma Registry Data						
Injury Severity Score Summary for Level I to Level III Hospitals						
Generated 11/30/2011						
Third Quarter 2011						
N = 4751						
Facility	ISS 1-9	ISS 10-15	ISS 16-24	ISS >24	ISS N/V	Total
Anderson Regional Medical Center	81	12	16	8	0	117
Baptist Memorial-Desoto	176	6	5	0	0	187
Baptist Memorial-GoldenTriangle	334	19	11	3	0	367
Baptist Memorial-North MS	66	12	5	2	0	85
Biloxi Regional	53	4	9	1	0	67
Delta Regional	339	7	2	1	0	349
Forrest General	617	74	39	25	0	755
Magnolia Regional Health Center	91	4	1	0	0	96
Memorial Hospital at Gulfport	172	21	26	8	0	227
North MS Medical Center-Tupelo	432	63	42	17	0	554
Ocean Springs Hospital	68	9	8	3	0	88
Oktibbeha County Hospital	59	2	5	1	1	68
Regional Medical Center	92	21	29	38	0	180
River Oaks Hospital	29	0	0	0	0	29
Rush Foundation Hospital	110	6	8	3	0	127
Singing River Hospital	101	9	7	2	0	119
South Central Regional Medical Center	247	14	10	6	0	277
Southwest Mississippi Regional Medical Center	93	13	9	5	0	120
Univ of South Alabama	32	11	9	5	0	57
University Medical Center	552	114	143	73	0	882
<b>Total</b>	<b>3744</b>	<b>421</b>	<b>384</b>	<b>201</b>	<b>1</b>	<b>4751</b>

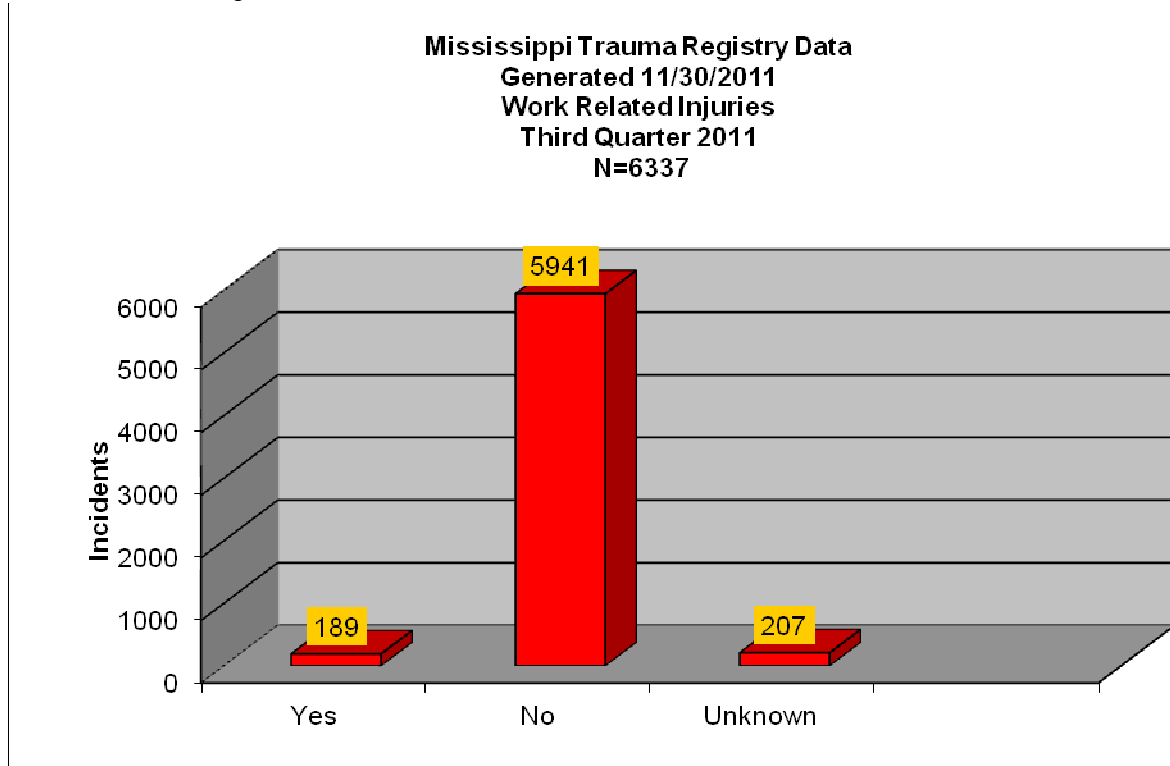
**Age and Gender**



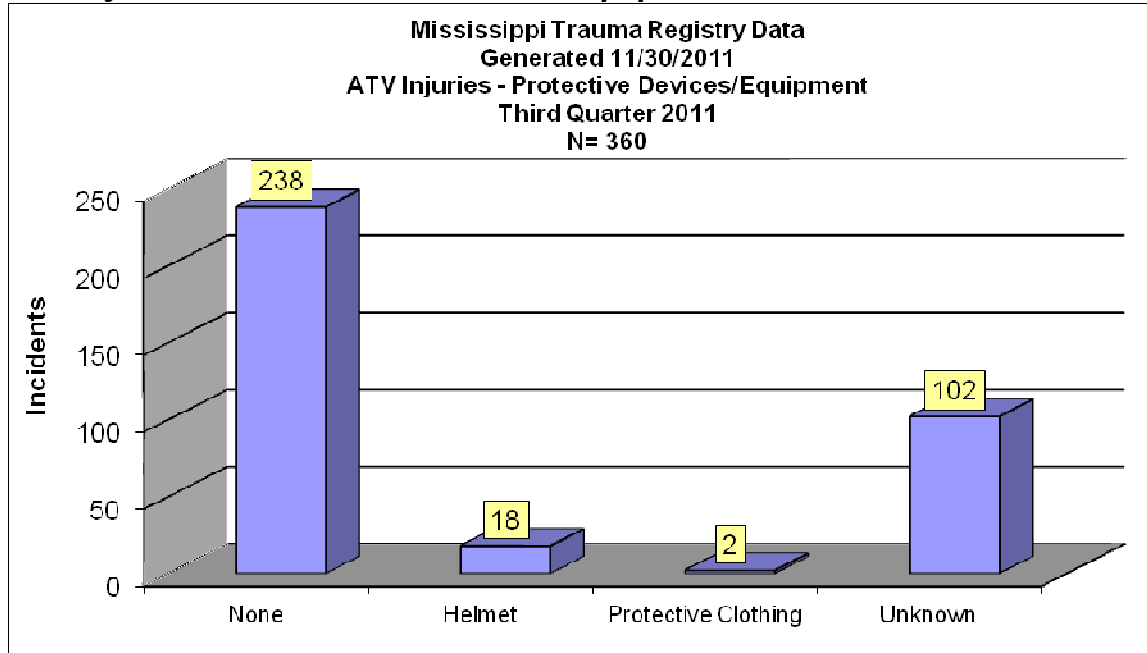
**The top 7 mechanisms of injury**



**Work related injuries**

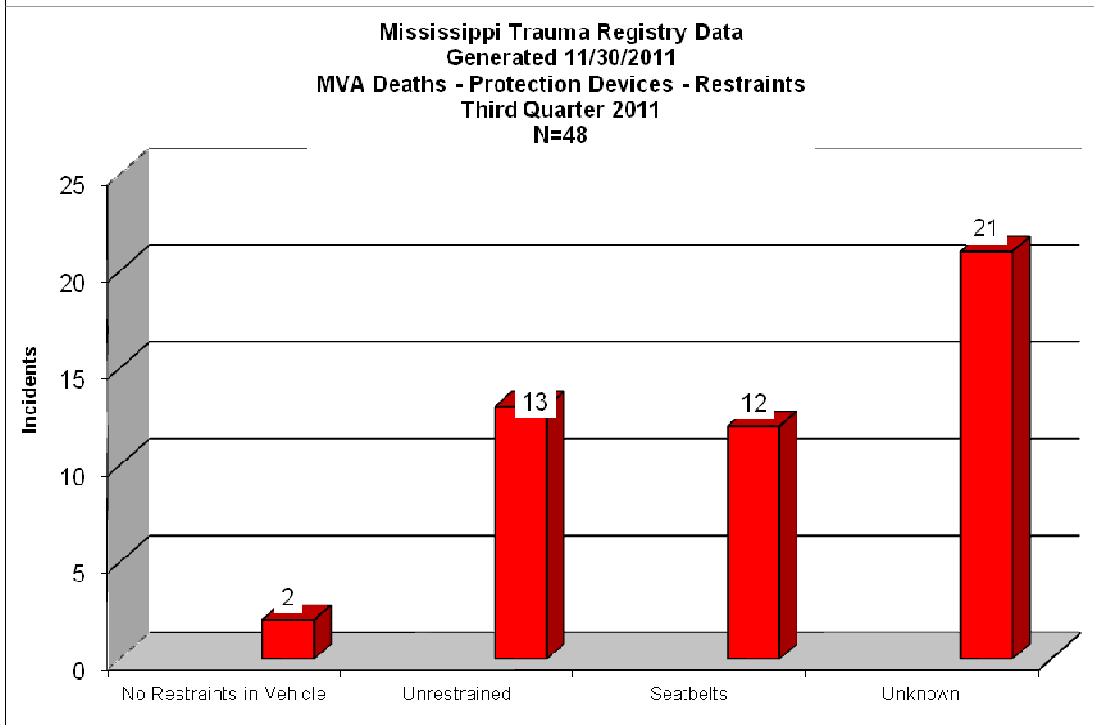
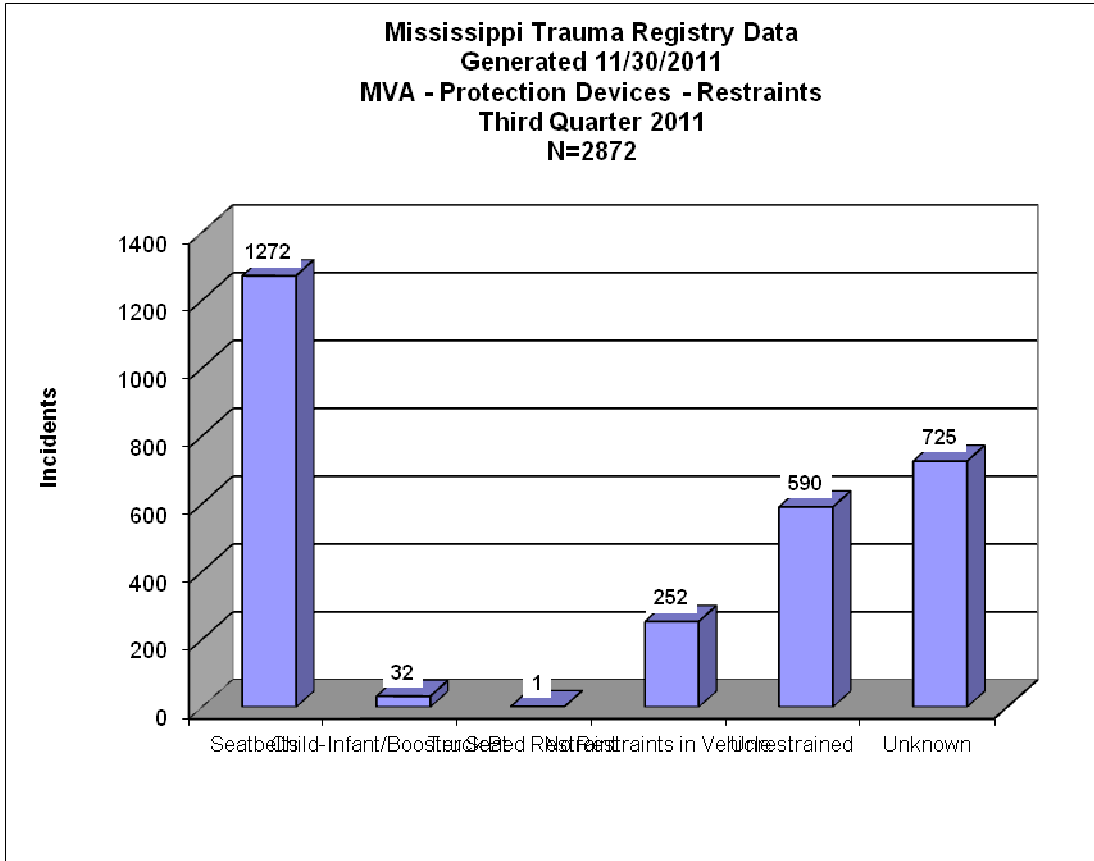


**ATV injuries with Protective Devices/Equipment**





**MVA with and without restraints**



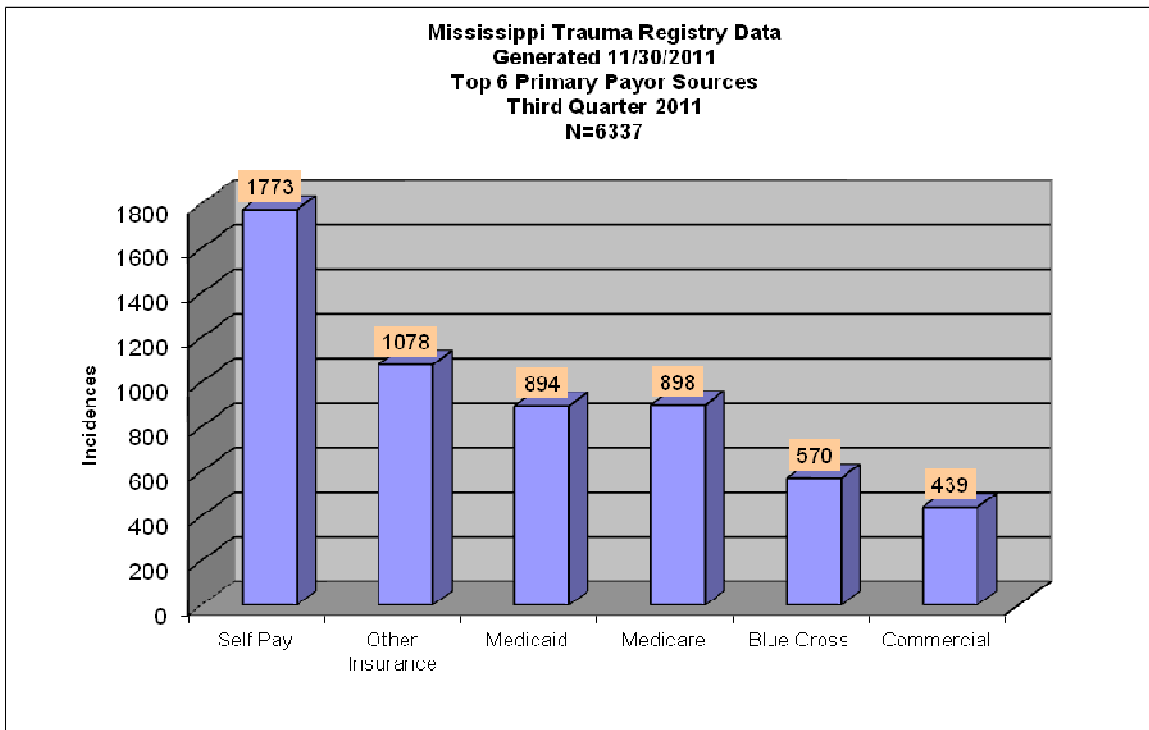
## Performance Improvement Program

The PI indicators for 2011 are:

Number	Primary Monitor	Sub-Monitor(s)	Indicator	Notes	Goals
H2	Hospital		Average ED LOS, ED to OR	Alpha/Bravo patients (not transferred in)	+/- one std deviation from State mean
H3	Hospital		Average ED LOS, ED to ICU	Alpha/Bravo patients	+/- one std deviation from State mean
H4	Hospital		Average ED LOS, ED to transfer out	Alpha/Bravo patients	+/- one std deviation from State mean
H13	Hospital	Physician Region	General/Trauma Surgeon Response Time	Alpha patient not assessed by Trauma Surgeon within 30 minutes of notification.	
H17	Hospital	Physician Region	Inappropriate Airway Management	No definitive airway placed with GCS $\leq$ 8 prior to leaving ED. (Placed in-field or ED)	0%
H32	Hospital	Nursing	Initial GCS and vital signs	Initial GCS and vital signs (SBP, pulse, respirations, temperature) not obtained on all patients.	< 5%
H37	Hospital		Outcomes	Total number of deaths. Patients where TRISS $>.5$ and patient died. Patients where TRISS $<.5$ and patient survived.	
P2	Pre-Hospital		Patient Destination (Right Place, First Time)	Arrive by ambulance from scene and transferred to acute care hospital from ED	

The data set for the first quarter of 2011 was sent to the regions in July for review. The second quarter data was sent in October. The next scheduled meeting of the State PI Committee is January, 2012, where the regions will provide summaries of their reviews of the two quarters of data. The PI committee will meet semi-annually to review the region data and determine new/additional indicators.

## Financial Data



## Trauma Care Trust Fund

**Fund Total – August 31, 2011**

**\$ 9,265,307**

Month	Moving Violations	Interest	Tag Fee	ATV/ Motorcycle Fee	Play or Pay/ Other	Total Collected
September	\$685,114	\$5,645	\$1,036,028	\$64,853		\$1,791,640
October	502,443	0	976,868	81,055		1,560,366
November	654,109	5,668	1,097,524	115,130		1,872,431
<b>Total</b>	<b>\$1,841,666</b>	<b>\$11,313</b>	<b>\$3,110,420</b>	<b>\$261,038</b>		<b>\$5,224,437</b>

**Fund Sub-total – November 30, 2011**

**\$14,489,744**

### Expenditures

Orion-Rhapsody licenses	\$ 161,000
Annual Level IV stipends	600,000
Fall 2012 TCTF distribution	<u>10,600,000</u>

**Avail for Spring TCTF Distribution**

**\$ 3,128,744**