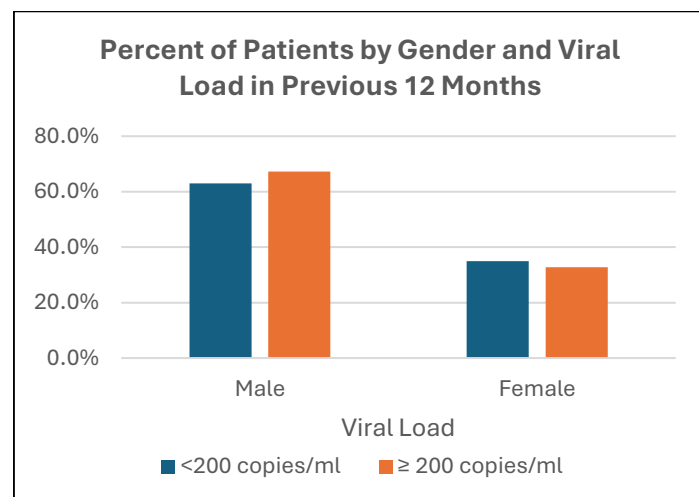
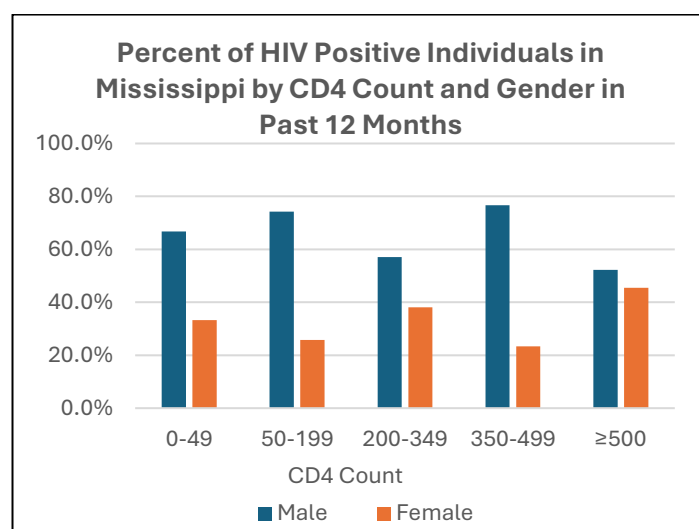
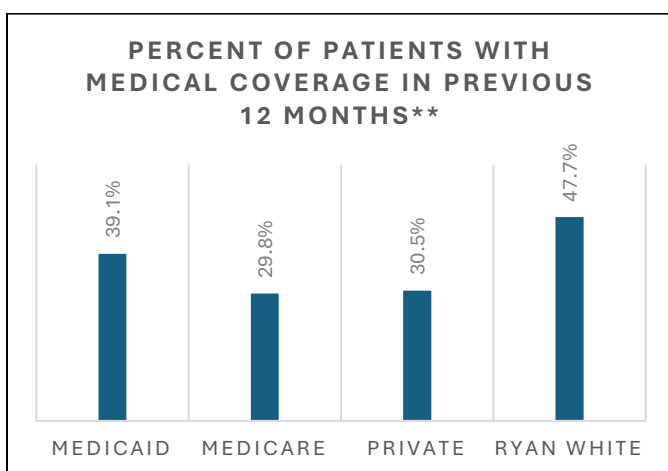


# Mississippi 2015 MMP Fact Sheet

## What is the Medical Monitoring Project (MMP)?

- MMP is a cross sectional HIV surveillance survey conducted by Mississippi State Department of Health (MSDH) and 22 other health departments across the country and in Puerto Rico in conjunction with the Center for Disease Control and Prevention to assess the live experiences and medical documentations of people living with HIV.
- MMP data collection is conducted in two parts, the first part consists of a comprehensive interview survey that focuses on the social, mental, and physical aspect of the participants' lives and the second part consists of a review of the participants' medical record over a 24-month period.
- Data represents patient responses to questions regarding the 12 months previous to the interview.
- This data represents information collected from MMP interviews and medical records of a subset of HIV positive individuals in Mississippi performed during June 1, 2015, to May 31, 2016.

Patient Demographic Information			
Race/Ethnicity at the Time of Interview by Sex*			
	Male (n=100)	Female (n=53)	Total (n=155)
White, non-Hispanic	11.6%	6.5%	18.1%
Black, non-Hispanic	50.9%	27.1%	78.0%
Hispanic	1.9%	0.6%	2.5%
Age at the time of Interview by sex			
	Male (n=100)	Female (n=563)	Total (n=155)
18-34	8.4%	4.5%	13.6%
35-44	12.9%	8.4%	21.3%
45-54	17.4%	12.3%	29.7%
55+	25.8%	9.0%	35.5%



\*Participants who refused to report race are excluded from the Patient Demographic Information Table.

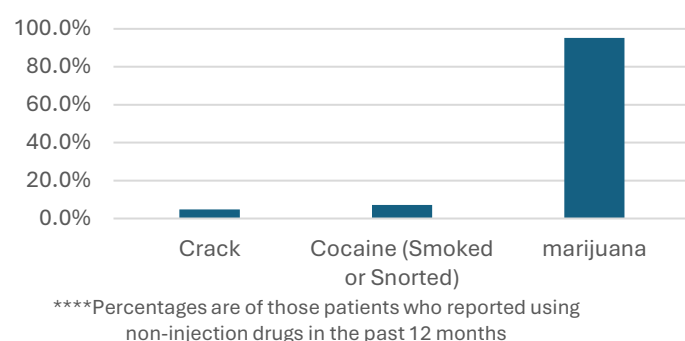
\*\*Participants may have responded with multiple types of medical coverage.

### Self-Reported Substance Use in the Past 12 Months

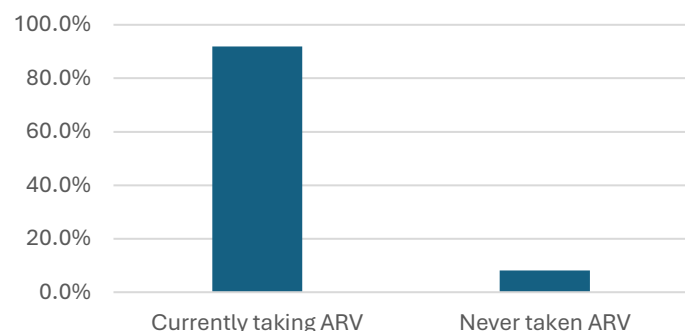
- 42 (28.6%) used non-injection drugs in the past 12 months
- 91 (61.9%) used alcohol in the past 12 Months.
  - Of these 71 (48.6%) used alcohol in the past 30 days
  - Of these, 20 (14.0%) reported binge drinking\*\*\*\* in the past 30 days

\*\*\*\*Binge drinking is defined as 5 or more drinks in one sitting for men and 4 or more drinks in one sitting for women.

### Non-Injection Drugs by Percent \*\*\*\* in the Past 12 Months (Self-Reported)



### Percent of Patients Taking Antiretrovirals in Previous 12 Months (Self-Reported)



### Why should I participate in MMP?

- MMP presents a unique opportunity to contribute to knowledge about HIV care in the U.S. and in Mississippi.
- MMP data will also be used by HIV prevention planning groups, clinicians, Ryan White consortia, and policy leaders to help advocate for additional resources.
- MMP's true success depends upon the participation of HIV care providers like you.



### Unmet Needs for Services in the Past 12 Months

Services	Needed but Not Received
Dental Services	48 (32.7%)
ADAP	4 (2.7%)
Meal/Food Services	25 (17.0%)
Transportation	11 (7.5%)
Case Management	11 (7.6%)
HIV Peer Group Support	16 (11.0%)
Shelter/Housing Services	36 (24.7%)

### Sexual Behavior in the Past 12 Months

- 80 (58.0%) participants reported having vaginal or anal sex
- 31 males reported having sex with at least 1 other male.
- 20 males reported having sex with at least 1 female.
- 30 females reported having sex with at least 1 male.

### Unprotected Sexual Behavior in the Past 12 Months

- 23 (57.5%) males reported having unprotected sex with any partner
- 17 (42.5%) females reported having unprotected sex with any partner

Questions? Contact us:

STD/HIV Office – 601-576-7723