



# 2023-2024 Influenza Surveillance Report Week 46

Nov. 12 – Nov. 18, 2023

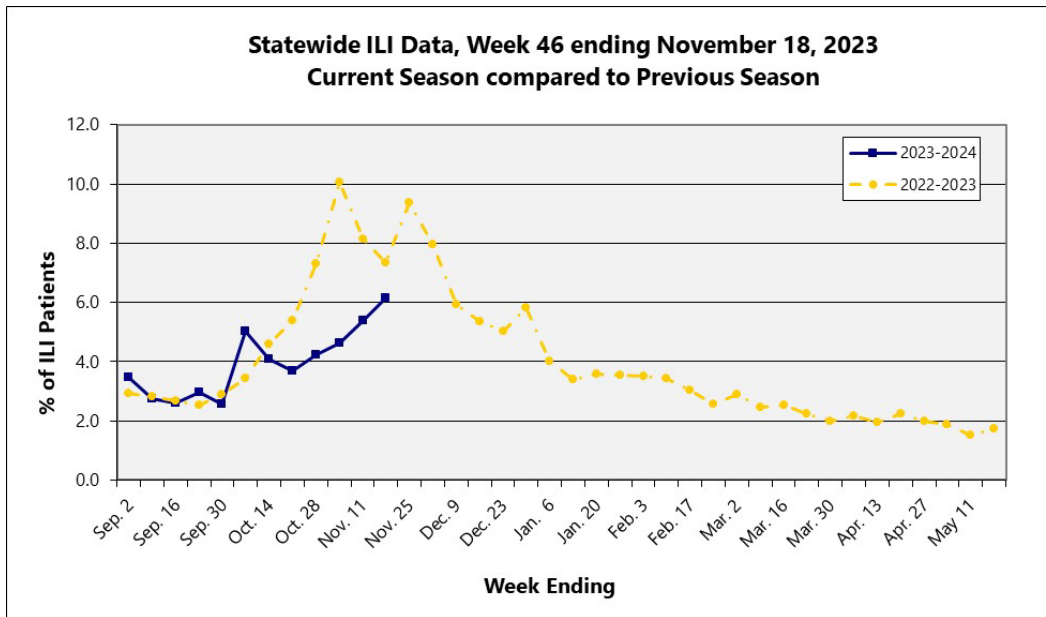
## About our flu activity reporting

MSDH relies upon selected sentinel health practitioners across the state to report the percentage of total patient visits consistent with an influenza-like illness (ILI: fever of 100°F or higher AND cough and/or sore throat). Also, providers are supplied with specimen collection kits. Samples are submitted to the Mississippi Public Health Laboratory for influenza PCR testing. Reports are used to estimate the state's ILI rate and the magnitude of the state's influenza activity. Reports represent only the distribution of flu in the state, not an actual count of all flu cases statewide. **Information is provisional only and may change depending on additional reporting from sentinel providers.**

## Content

- ❖ [State ILI Surveillance](#)
- ❖ [Influenza Outbreaks](#)
- ❖ [Flu Testing Reports](#)
- ❖ [National and Mississippi Pediatric Mortality Surveillance](#)
- ❖ [National ILI Surveillance](#)
- ❖ [Appendix](#)
  - [Figure 1](#) (Statewide ILI Data, Current Season compared to Previous Season)
  - [Figure 2](#) (Percentage of ILI Cases by Age Group, Mississippi)
  - [Figure 3](#) (State ILI Rates 2019-2023 (YTD))
  - [Figure 4](#) (Comparison of the BioSense and Statewide ILI Rates)
  - [Figure 5](#) (Number of Reported Influenza Outbreaks by Type and Subtype, Mississippi)
  - [Figure 6](#) (Comparison of Statewide ILI Rate to Positive Influenza Isolates by Type and Subtype, Mississippi)
  - [Figure 7](#) (Comparison of Nationwide and Region 4 ILI Rates to Mississippi ILI Rates)

**State ILI Surveillance**

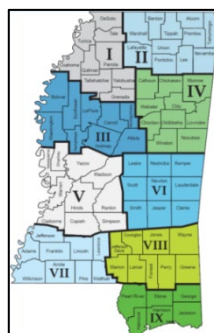


During week **46** (11/12/23-11/18/23), the overall state ILI rate (**6.1%**) **increased** from the previous week (**5.4%**) and was lower than this time last year (**7.3%**). | [Figure 1](#)

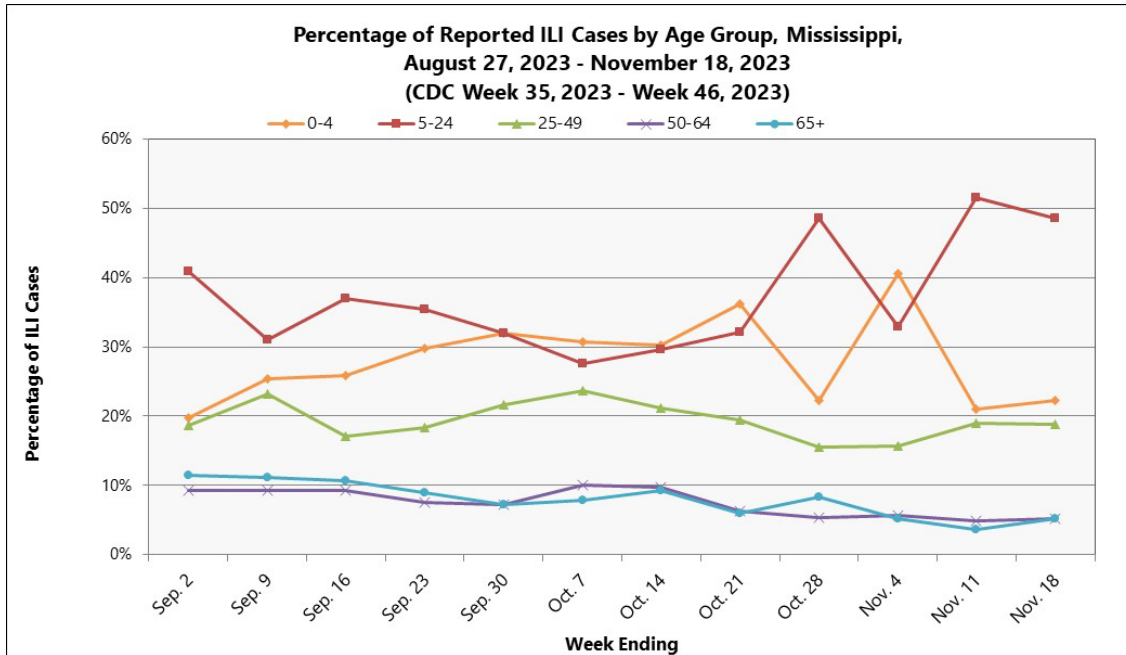
Total number of patients treated by sentinel providers in the last three weeks. | **Table 1**

2023-2024 Influenza Season					
CDC Week	Week Ending	Number of reports received from Sentinel Providers	Total patients	ILI symptoms	ILI Rate (%)
<b>46</b>	<b>Nov. 18</b>	<b>103</b>	<b>17789</b>	<b>1092</b>	<b>6.1</b>
45	Nov. 11	96	17580	946	5.4
44	Nov. 4	102	16225	750	4.6

During week **46**, four districts (1, 4, 6, and 7) had an increase in ILI activity, while one district (3) had a decrease. Four districts (2, 5, 8, and 9) remained about the same. *Information is provisional only and may change depending on additional reporting from sentinel providers.* | **Table 2**



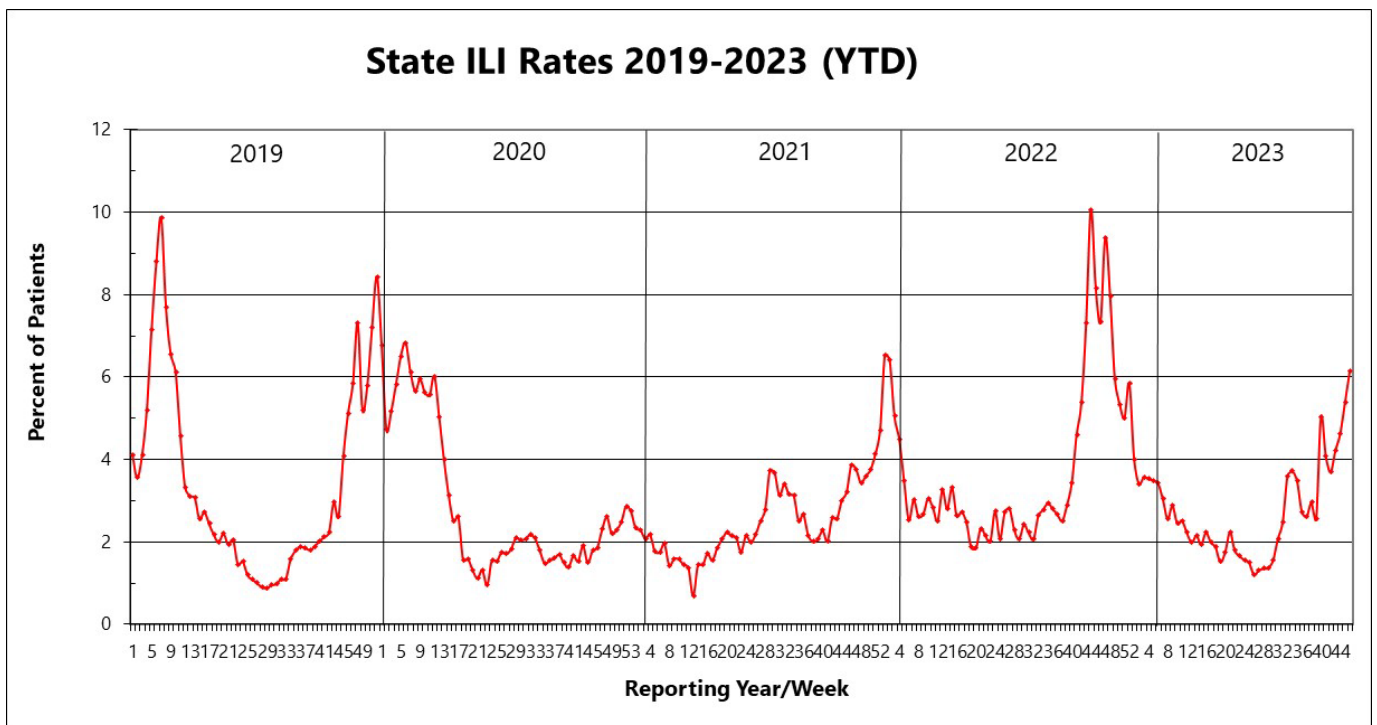
MSDH District ILI Rates (%) 2023-2024		
District	Week 45	Week 46
State	5.4	6.1
I	3.2	4.4
II	6.2	6.6
III	28.0	26.2
IV	4.2	4.9
V	5.1	5.6
VI	6.0	13.0
VII	11.4	12.0
VIII	3.3	3.8
IX	3.3	3.5



Overall, the percentage of reported ILI cases has been highest among those in the **5-24 years** of age group. During week **46**, the percentage

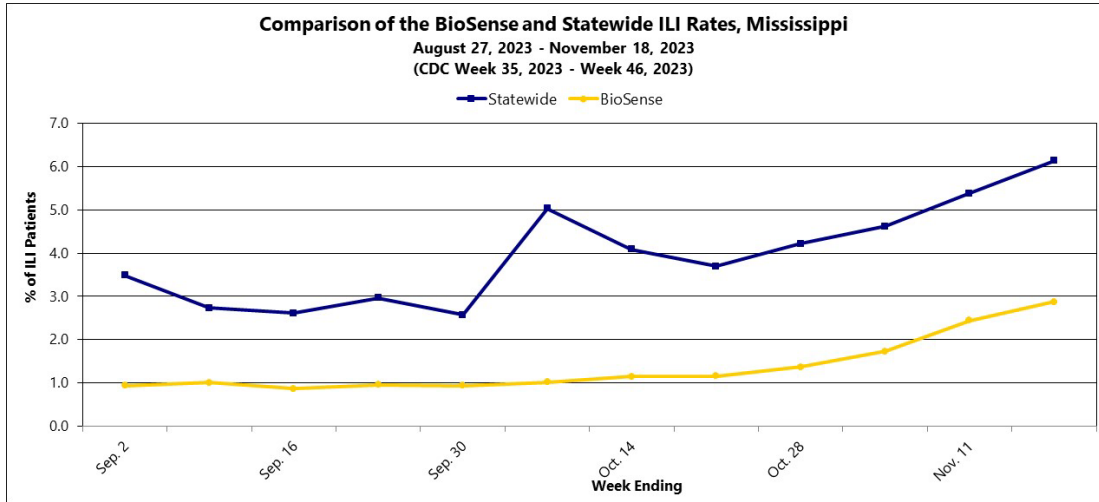
of ILI cases in the 5-24 years of age group decreased. However, the percentage of ILI cases increased in the 0-4 and 65+ age groups when compared to the previous week. The percentage of ILI cases in the 25-49 and 50-64 age groups remained the same. | [Figure 2](#)

Mississippi ILI Rates 2019-2023 | [Figure 3](#)



### Syndromic ILI Surveillance

The Mississippi State Department of Health also collects influenza syndromic surveillance data through the CDC BioSense Platform. This data is comprised of chief complaints and diagnosis codes and is submitted electronically by participating hospitals and clinics throughout the state in near real-time. The BioSense data is an additional tool to monitor influenza activity in Mississippi.



The percentage of patients with a chief complaint or diagnosis of influenza-like illness during week 46 increased when

compared to the previous week. In addition, the statewide ILI rate increased from the previous week. Since week 43, the BioSense ILI rate appears to be following the same trend as the statewide ILI rate. |

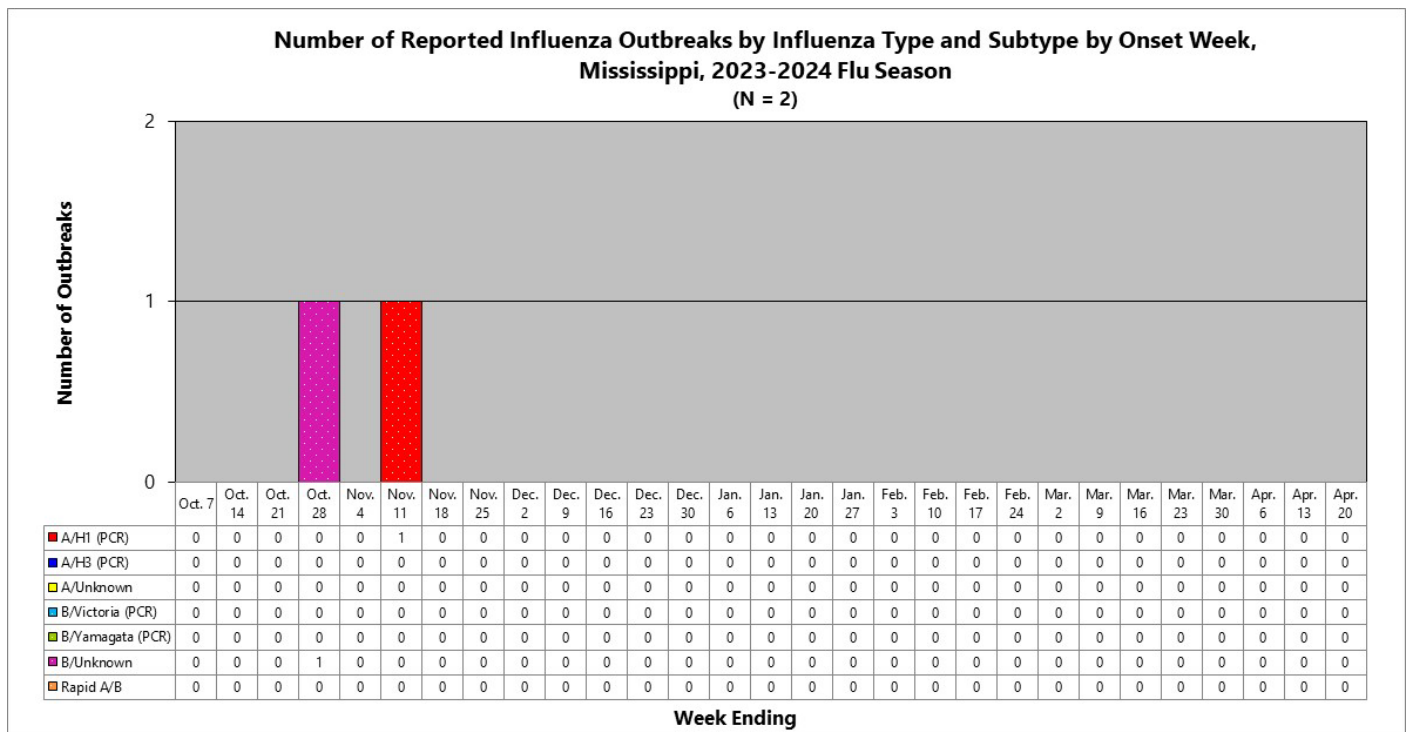
**Figure 4**

### Influenza Outbreaks

Outbreaks are reportable in Mississippi as a Class 1A event and must be reported by telephone within **24 hours** of first knowledge or suspicion to the Mississippi State Department of Health. For more information on reportable diseases and conditions, please refer to the [MSDH List of Reportable Diseases and Conditions](#).

Between week 40 (ending October 7, 2023) and week 46 (week ending Nov. 18, 2023), three outbreaks were reported to MSDH. MSDH investigates all reported outbreaks, and of the three reported outbreaks, complete information was available for two of them. One was attributed to an influenza B virus, unknown subtype, and the other was attributed to influenza A/H1.

The influenza outbreaks have occurred in the following counties: Harrison (1), Humphreys (1), and Wilkinson (1). | [Figure 5](#)



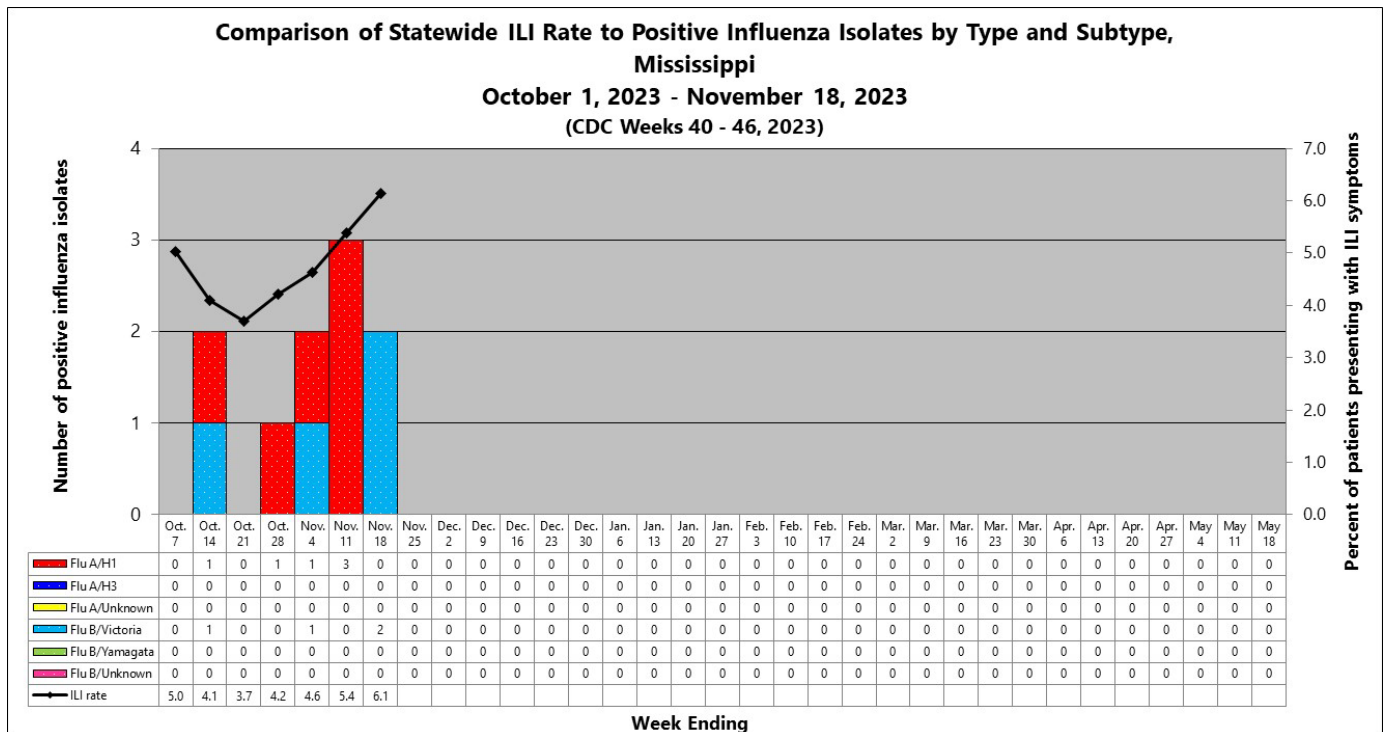
For additional information on infection control measures in health care facilities and managing influenza outbreaks in long-term care facilities, please refer to the CDC's webpages:

<https://www.cdc.gov/flu/professionals/infectioncontrol/index.htm> and <https://www.cdc.gov/flu/professionals/infectioncontrol/ltc-facility-guidance.htm>, respectively.

### Flu Testing Reports

Since week 41 (week ending October 14, 2023), 10 laboratory confirmed influenza samples have been identified by the MSDH Public Health Laboratory. Six (60%) were identified as influenza A/H1, and four (40%) were identified as influenza B/Victoria.

The influenza cases were identified from the following counties: Harrison (1), Hinds (6), Lowndes (1), Pearl River (1), and Wilkinson (1). | [Figure 6](#)



### National and Mississippi Pediatric Mortality Surveillance

Nationally, **three** influenza-associated pediatric deaths have been reported to CDC for the 2023-2024 season. One death was associated with an influenza A virus (not subtyped) and two deaths were associated with influenza B viruses (not subtyped).

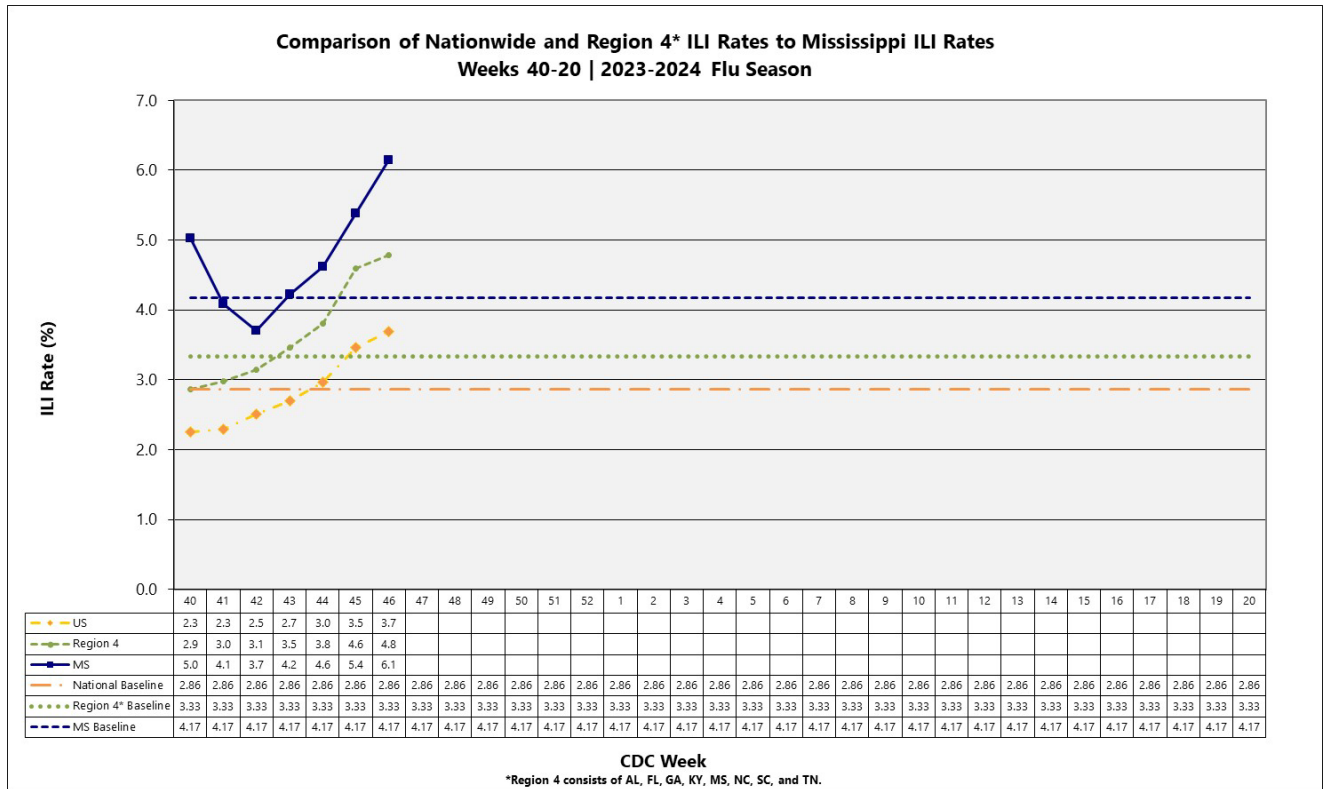
Mississippi has had **one** influenza-associated pediatric death reported during this influenza season.

For additional information on influenza-associated pediatric deaths, please refer to the [CDC's FluView](#).

### National ILI Surveillance

During week **46**, influenza activity **increased** in the United States. 3.7% of patients reported through ILINet presented with ILI symptoms. This was an increase when compared to week 45 and above the national baseline (2.9%).

Region 4’s (Southeast) ILI rate (4.8%) **increased** when compared to the previous week, and was above the regional baseline (3.3%). Mississippi is included in Region 4. | [Figure 7](#)



For additional information on flu activity nationwide, please refer to the CDC’s website: <http://www.cdc.gov/flu/weekly/fluactivitysurv.htm>.

### Additional influenza information:

Centers for Disease Control and Prevention	<a href="http://cdc.gov/flu/">http://cdc.gov/flu/</a>
Centers for Disease Control and Prevention FluView	<a href="http://www.cdc.gov/flu/weekly/">http://www.cdc.gov/flu/weekly/</a>
MSDH Flu	<a href="http://msdh.ms.gov/msdhsite/ static/14,0,199.html">http://msdh.ms.gov/msdhsite/ static/14,0,199.html</a>
World Health Organization FluNet	<a href="https://www.who.int/tools/flunet/flunet-summary">https://www.who.int/tools/flunet/flunet-summary</a>

## Appendix

Figure 1

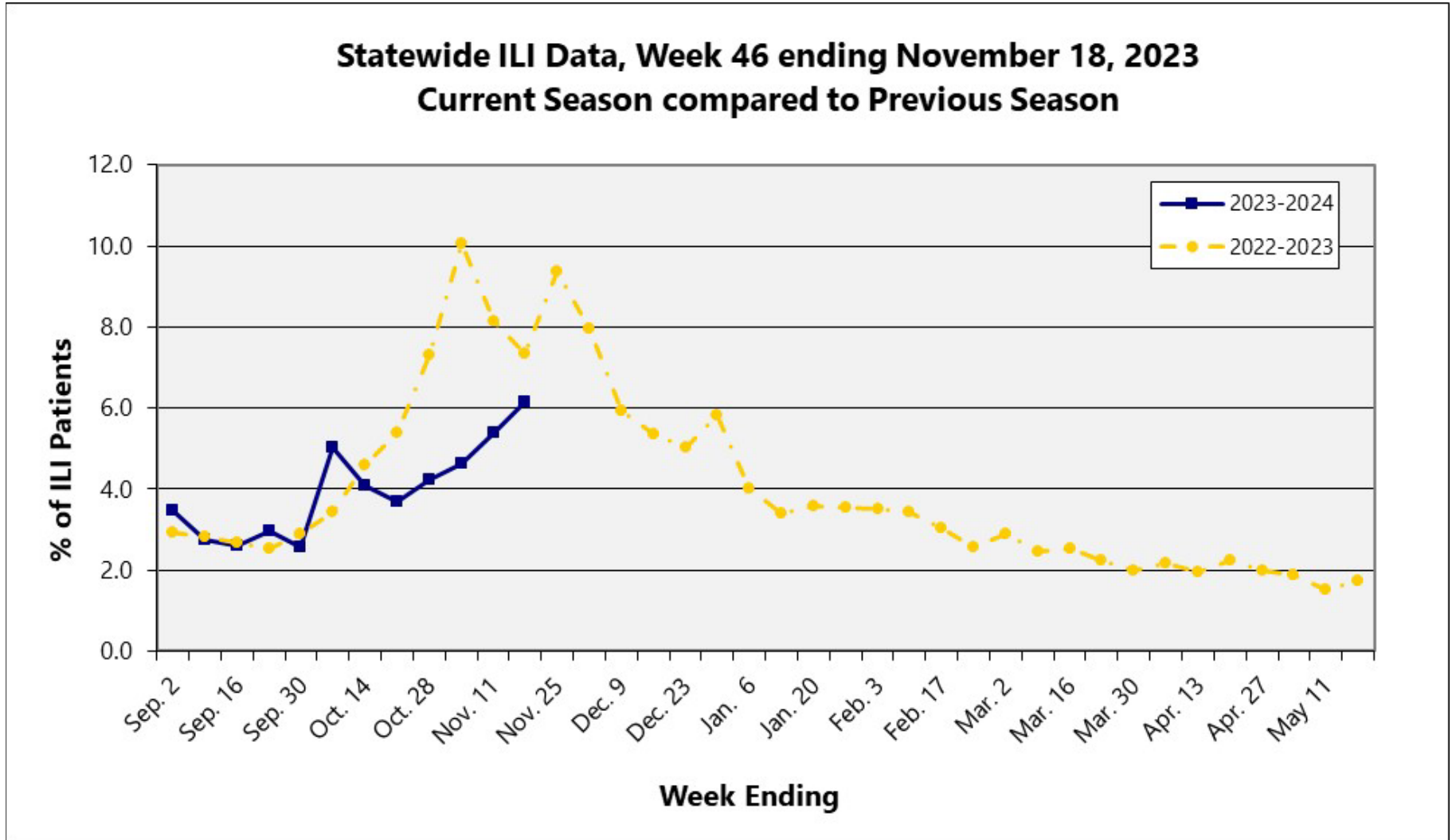
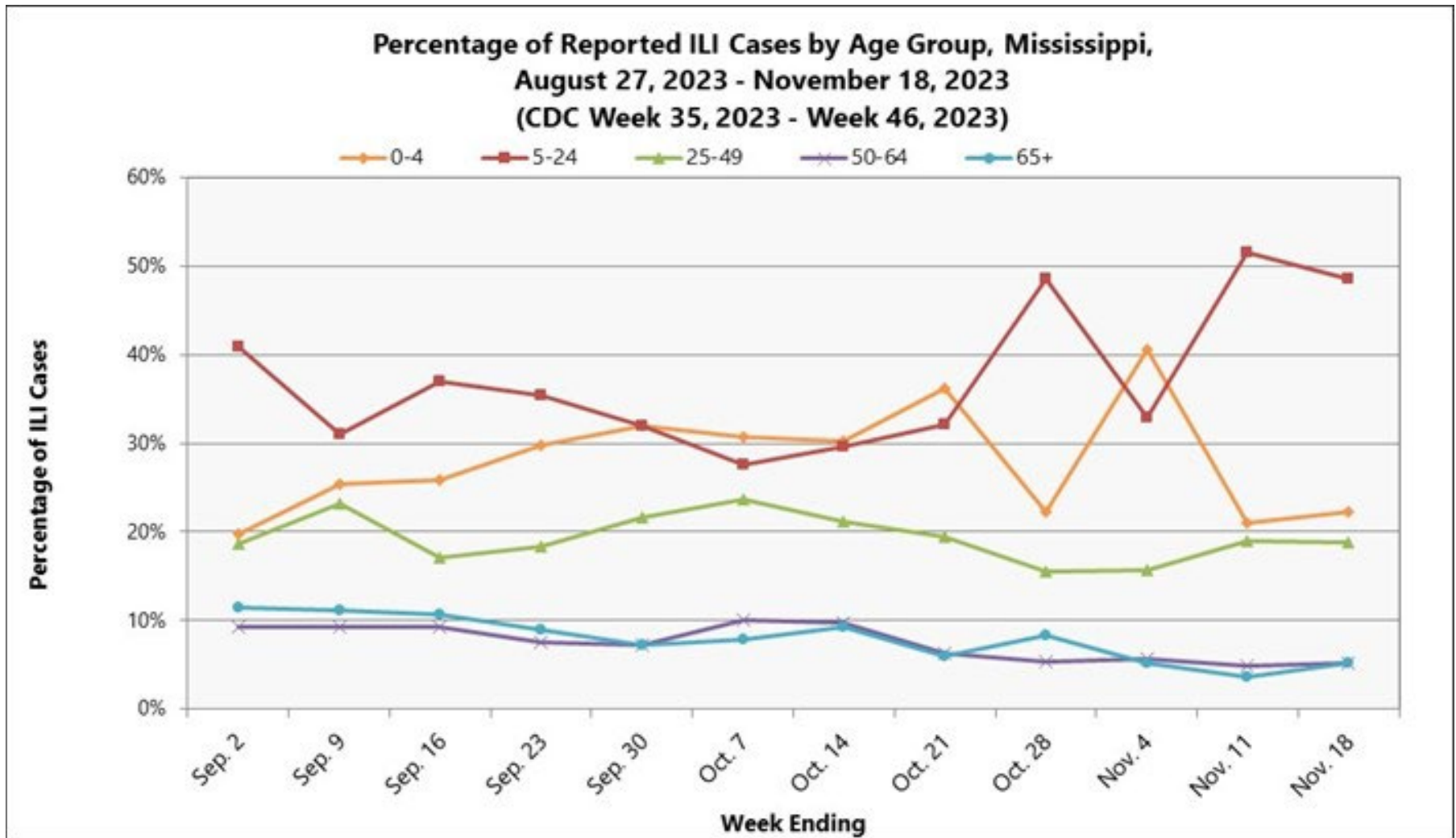
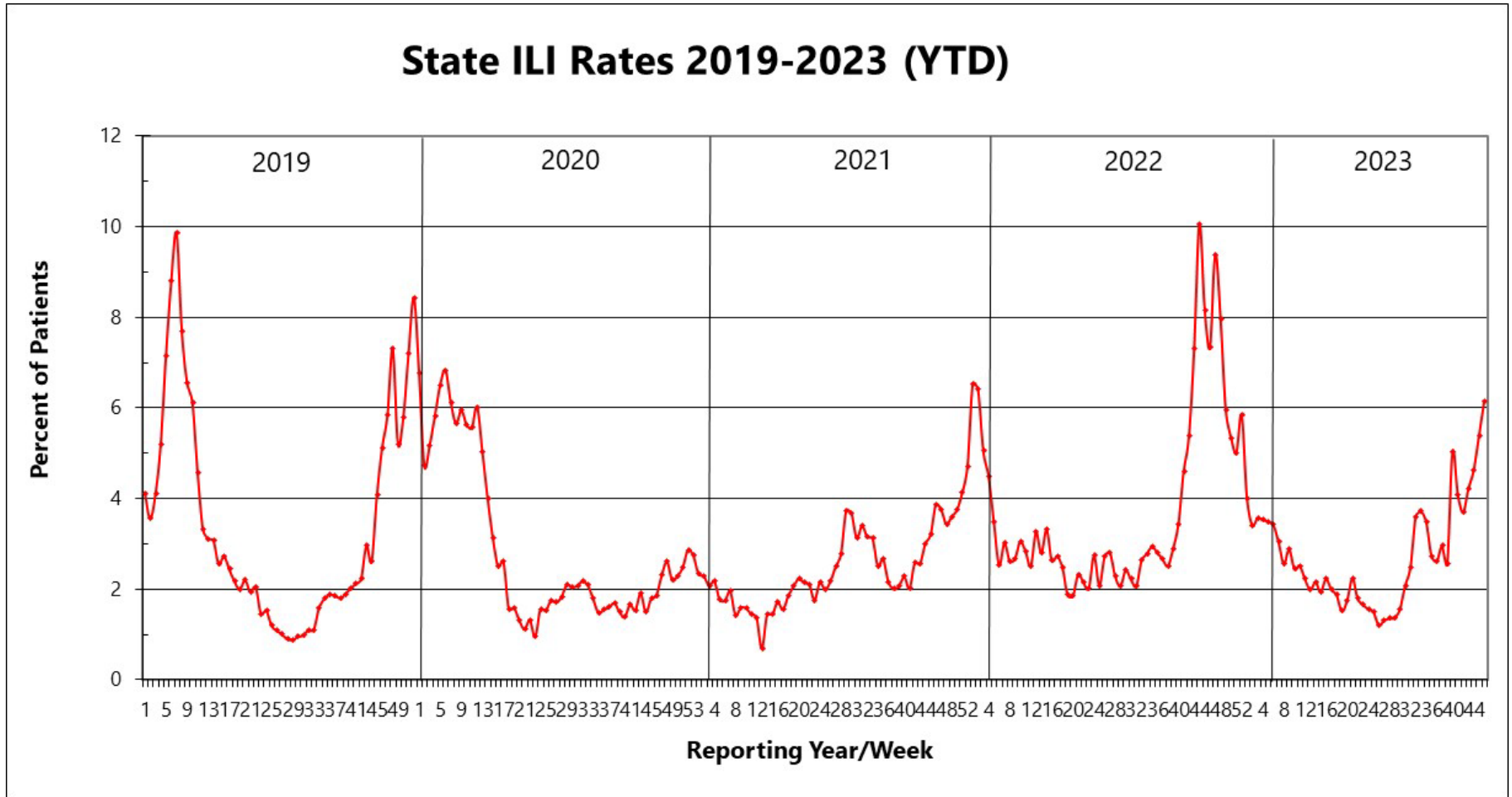




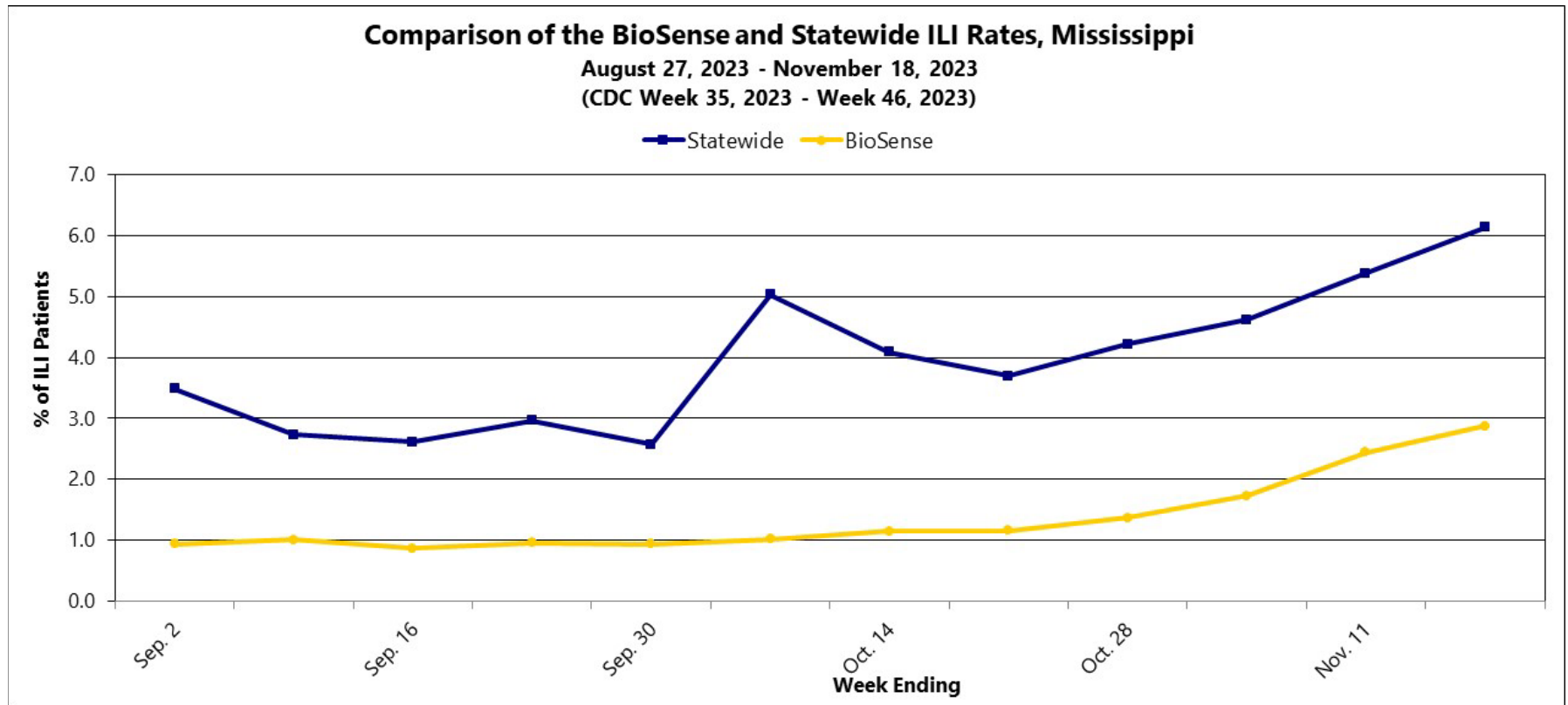
Figure 2



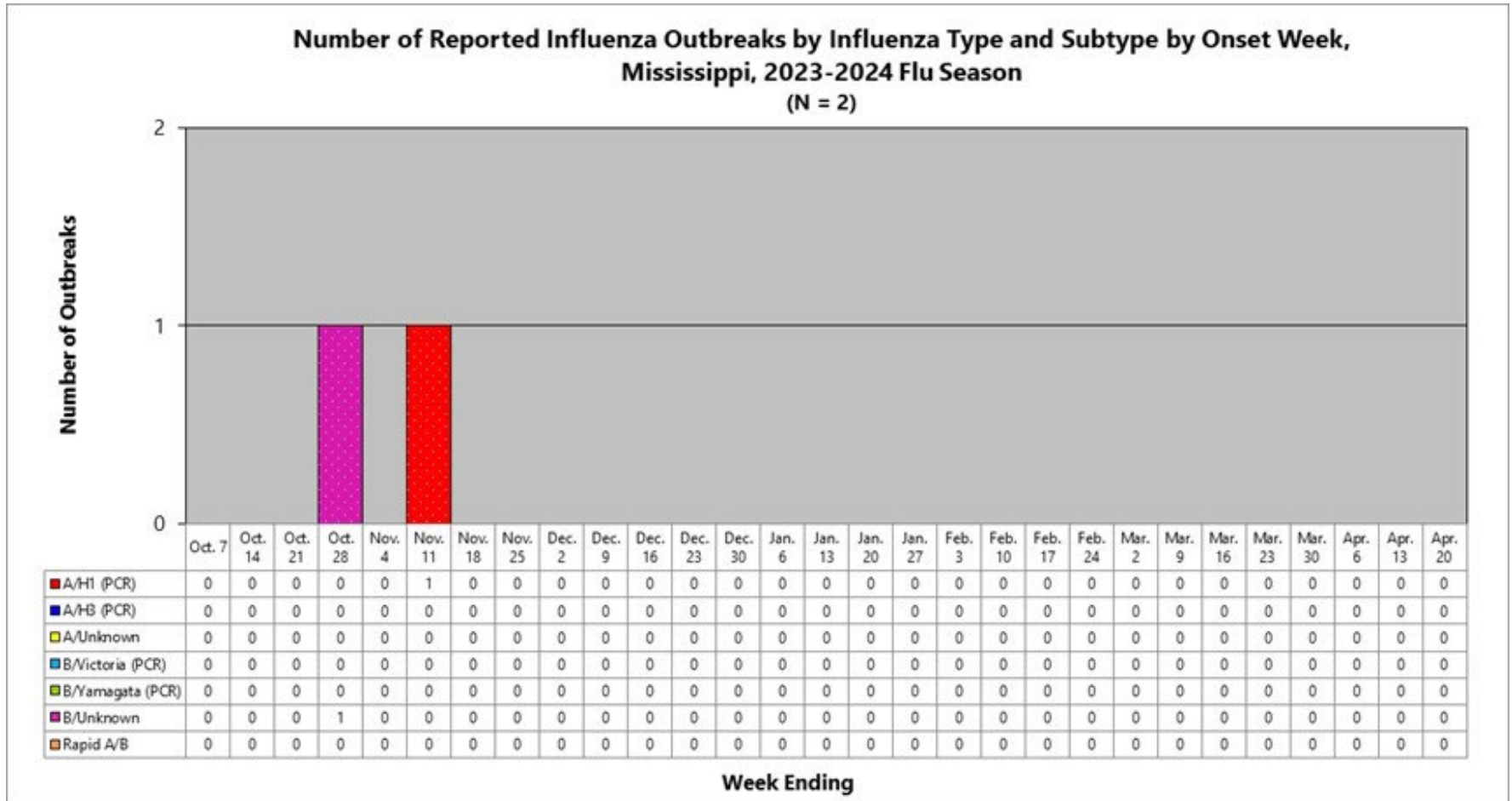
**Figure 3**



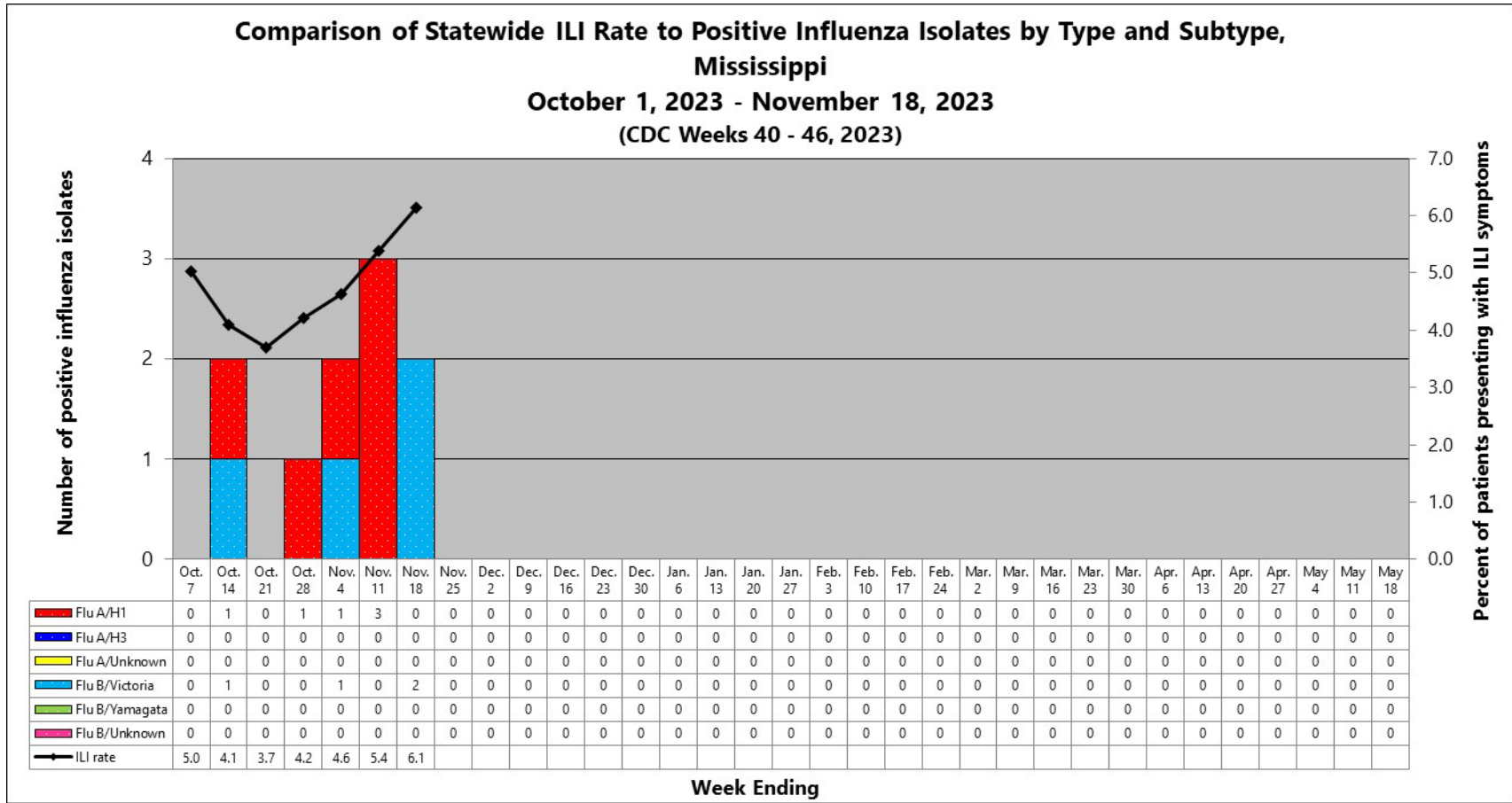
**Figure 4**



**Figure 5**



**Figure 6**



**Figure 7**

