

# Oral Health Among Mississippi Adults in 2020

The Mississippi Behavioral Risk Factor Surveillance System (BRFSS) is conducted annually to monitor the prevalence of behaviors that contribute to the leading causes of morbidity and mortality among adults in our state. The 2020 Mississippi BRFSS was completed by 6,479 Mississippians aged 18 years or older.

## About Oral Health

- Oral health is a **key indicator of overall health**.<sup>1</sup>
- **Poor oral health** has been **linked** to other **chronic diseases** such as diabetes and heart disease, and it is also associated with risk factors like tobacco use and the consumption of sugary foods and drinks.<sup>2</sup>
- **Oral diseases** affect 3.5 billion people globally. They include many types of diseases and conditions, such as cavities, gum disease, tooth loss, oral cancer, and certain birth defects.<sup>1</sup>
- **Regular preventive dental care** is essential for good oral health, but many adults in the United States are **unable to afford** dental treatment.<sup>3</sup>

## Self-Reported Oral Health Data in Mississippi in 2020

- Approximately 3 in 5 adults (**57.7%**) reported visiting a dentist in the **past year**.<sup>4</sup>
- The percentage of visits to a dentist in the past year was **significantly higher** among **female respondents** (60.6%) compared to male respondents (54.5%).<sup>4</sup> (Figure 1)
- The percentage of visits to a dentist in the past year was **significantly higher** among **White, Non-Hispanic (NH) respondents** (60.0%) compared to Black, NH respondents (54.6%).<sup>4</sup> (Figure 2)
- The percentage of visits to a dentist in the past year was **significantly lower** among **Black, NH male respondents** (49.3%) compared to respondents from all other race and gender groups.<sup>4</sup> (Figure 3)
- The percentage of visits to a dentist in the past year was **higher** among **Hispanic respondents** (59.8%\*) compared to Non-Hispanic respondents (57.8%); however, the difference was not statistically significant.<sup>4</sup> (Figure 4)

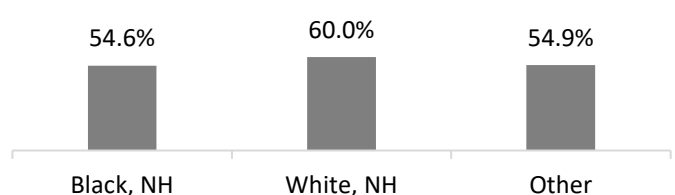
## Definitions

- Oral Health Question: *Including all types of dentists, such as orthodontists, oral surgeons, and all other dental specialists, as well as dental hygienists, how long has it been since you last visited a dentist or a dental clinic for any reason?*<sup>4</sup>
- In this report, “**Other Race**” refers to respondents who did not identify with the race/ethnicity categories of White, Non-Hispanic (NH) or Black, NH.
- The difference between two estimates is considered **statistically significant** (also stated as “significantly higher/lower” or “significant” in this fact sheet) if the 95% confidence intervals do not overlap.

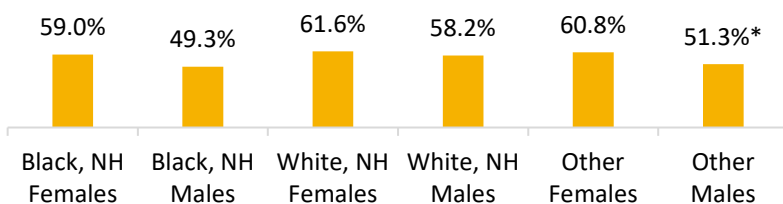
**Figure 1. Percent of Respondents Who Visited a Dentist in the Past Year by Gender, MS, 2020**



**Figure 2. Percent of Respondents Who Visited a Dentist in the Past Year by Race/Ethnicity, MS, 2020**



**Figure 3. Percent of Respondents Who Visited a Dentist in the Past Year by Race/Ethnicity & Gender, 2020**



**Figure 4. Percent of Respondents Who Visited a Dentist in the Past Year by Ethnicity, MS, 2020**



**Note:** In the 2020 MS BRFSS, the numbers of responses for individual races and ethnicities contained in the “Other Race” demographic group were too low to allow for meaningful estimates. To request additional race/ethnicity data, please [submit a data request using MSDH's online form](#).

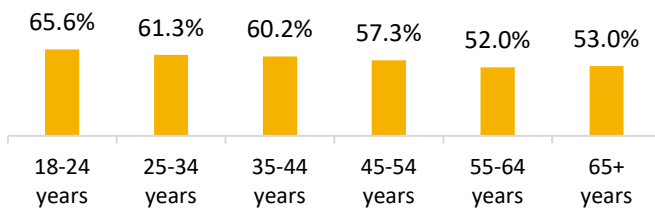
\*This estimate is based on a cell size of less than 50. Use caution when interpreting and comparing this estimate.

# Oral Health Among Mississippi Adults in 2020

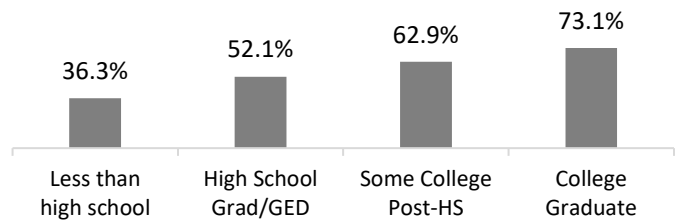
## Self-Reported Oral Health Data in Mississippi in 2020 (continued)

- The percentage of visits to a dentist in the past year was **significantly higher** among adults aged **18 to 24 years** (65.6%) compared to adults aged 55 to 64 years (52.0%) and adults aged 65 years or older (53.0%).<sup>4</sup> (Figure 5)
- The percentage of visits to a dentist in the past year increased as education level increased. Visiting a dentist was **significantly higher** among adults who have **graduated college** (73.1%) compared to adults with lower levels of educational attainment.<sup>4</sup> (Figure 6)
- The percentage of visits to a dentist in the past year increased as annual household income increased. Visiting a dentist was **significantly higher** among adults with an annual household **income of \$50,000 or more** (71.3%) compared to adults of lower annual household income groups.<sup>4</sup> (Figure 7)

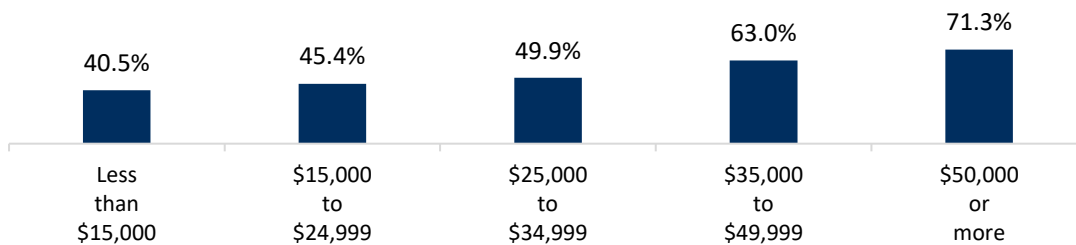
**Figure 5. Percent of Respondents Who Visited a Dentist in the Past Year by Age, MS, 2020**



**Figure 6. Percent of Respondents Visited a Dentist in the Past Year by Education, MS, 2020**



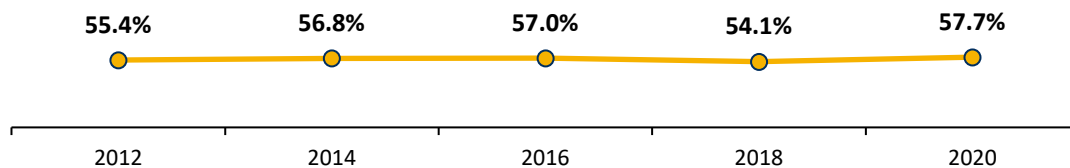
**Figure 7. Percent of Respondents Who Visited a Dentist in the Past Year by Annual Household Income, MS, 2020**



## Oral Health Trends in Mississippi

- There was **no significant change** in the percentage of adults who had visited a dentist in 2012 (55.4%) compared to 2020 (57.7%).<sup>4</sup> (Figure 8)

**Figure 8. 2012-2020 Trend of Visiting a Dentist in the Past Year Among Adults in Mississippi**



### References

- 1) World Health Organization (WHO). (2022). *Oral health*. Retrieved 8-23-2022, from <https://www.who.int/health-topics/oral-health>
- 2) Centers for Disease Control and Prevention (CDC). *Oral health conditions*. Retrieved 8-23-2022, from <https://www.cdc.gov/oralhealth/conditions/index.html>
- 3) Centers for Disease Control and Prevention (CDC). *Disparities in oral health*. Retrieved 8-23-2022, from [https://www.cdc.gov/oralhealth/oral\\_health\\_disparities/index.htm](https://www.cdc.gov/oralhealth/oral_health_disparities/index.htm)
- 4) Centers for Disease Control and Prevention (CDC). (2022, May 4). *Behavioral Risk Factor Surveillance System*. Retrieved 5-12-2022, from <https://www.cdc.gov/brfss/index.html>

**For More Information, Contact:**

Mississippi State Department of Health

Office of Vital Records: (601) 206-8200 or Office of Oral Health (601)-206-1590