



System Report

**October – December 2019
January – March 2020**

Mississippi Trauma Care System

*Designated Trauma Care Providers
Working Together to Prevent and Treat Trauma*

Prepared for:

Mississippi State Board of Health

May 20, 2020

Introduction

According to the Centers for Disease Control and Prevention, unintentional traumatic injury is the leading cause of death in the United States for persons between the ages of 1 and 44 (WISQARS, 2018). Mississippi is no exception to this statistic. Moreover, in 2018 there were 33,654 motor vehicle crash fatalities in the United States. 597 of these fatalities occurred as a result of injuries sustained on Mississippi roads (FARS, 2020). Motor vehicle crashes are the leading cause of death among the teenage population in the United States (CDC, Teen Driver, 2019). Mississippi ranks 5th in the nation in terms of the number of teens killed in motor vehicle crashes ("Mississippi Fatalities and Injuries for Youth and Adult Highway Crashes," 2017). These statistics are widely circulated and well known, but they reflect the extent to which trauma is a public health concern not only in the United States generally, but in Mississippi specifically.

To improve outcomes for trauma patients, the Mississippi Trauma Care System established the following primary goal: to deliver the *right* patient to the *right* hospital the *first* time. Research shows this approach to trauma care saves lives.

Mississippi's Trauma System dates to 1991, when the Mississippi Legislature charged the Mississippi State Department of Health (MSDH) with responsibility for oversight of trauma system development. The Legislature passed House Bill 966 in 1998, officially establishing Mississippi's Trauma System. The Trauma System of Care Plan and Trauma System Rules and Regulations provide the operational authority and framework for the Trauma System.

MSDH is the lead agency in Trauma System development and execution and partners with system stakeholders throughout the state. Historically, MSDH opted to contract with trauma regions for administering regional trauma system activities; however, following the advice of the Mississippi Trauma Advisory Committee (MTAC), MSDH reviewed the efficacy of the regional system and found opportunities for reducing administrative and educational costs and improving on the scope and quality of trauma-related educational offerings. In an effort to save on costs and improve on quality MSDH contracted with the Mississippi Trauma Care System Foundation, Inc., a foundation of the Mississippi Hospital Association for services formerly provided by trauma care regions, beginning on April 16, 2020.

As suggested by the Mississippi Trauma Care Task Force, this report on the Mississippi Trauma Care System will be submitted quarterly to the Mississippi State Board of Health.



Trauma - Quarterly Activities

- Three (3) total days of training for Trauma Program Managers and Trauma Registrars
- Registry Sub-Committee Statewide Meeting
 - Discussion of web-registry implementation
 - Task group to review and update the registry data dictionary
 - Discussion of the 2020 NTDB updates
- Collaboration with registry vendor to implement updates to Trauma Registry
- Attended Trauma Quality Improvement Performance Annual Meeting
- On-site education and training with Trauma Program Manager
- Two (2) day statewide disaster training – Wiggins, MS

Trauma Center Survey/ Education Visits:

- Two (2) on-site designation surveys – Level I Centers
- One (1) on-site designation survey – Level II Center
- Three (3) on-site designation surveys – Level III Centers
- Four (4) education visits with Level III Centers
- Two (2) on-site Focused Staff Review/Corrective Action Plan - Level III Centers
- Two (2) Level I Survey Report's and Corrective Action Plans
- One (1) Level II Survey Report and Corrective Action Plan
- One (1) Level III Survey Report and Corrective Action Plan

Current List of Designated Trauma Centers

- Three (3) Level I Trauma Centers
 - University of Mississippi Medical Center, Jackson
 - Regional One Medical Center, Memphis
 - University of South Alabama, Mobile
- One (1) Stand-Alone Tertiary Pediatric Trauma Center
 - Le Bonheur Children's Hospital, Memphis
- Three (3) Level II Trauma Centers
 - Forrest General Hospital, Hattiesburg
 - Memorial Hospital of Gulfport, Gulfport
 - North Mississippi Medical Center, Tupelo
- Sixteen (16) Level III Trauma Centers
 - Anderson Regional Medical Center, Meridian
 - Baptist Memorial Hospital – DeSoto, Southaven
 - Baptist Memorial Hospital – Golden Triangle, Columbus
 - Baptist Memorial Hospital – North Mississippi, Oxford
 - Delta Regional Medical Center, Greenville
 - Garden Park Medical Center, Gulfport
 - Magnolia Regional Health Center, Corinth
 - Merit Health Biloxi, Biloxi
 - Merit Health Central, Jackson
 - Merit Health River Oaks, Flowood
 - Merit Health Wesley, Hattiesburg

- Ocean Springs Hospital, Ocean Springs
- OCH Regional Medical Center, Starkville
- Rush Foundation Hospital, Meridian
- Singing River Hospital, Pascagoula
- South Central Regional Medical Center, Laurel
- Sixty-Two (62) Level IV Trauma Centers
- Two (2) Burn Centers:
 - Firefighters Burn Center at RegionalOne Health
 - J.M. Still at Merit Health Central

Mississippi Trauma Advisory Committee (MTAC):

- BACS Update
- Update to committee regarding trauma registry implementation
- Discussion of fee structure for TCTF
- Aggregate system data provided for FY2018
- Case presentation by North Trauma Care Region
- TQIP Overview – Ms. Amber Kyle
- Presentation – Cost of Trauma Readiness
- Proposed Trauma Day at Capitol – April 7, 2020 – Cancelled due to COVID-19

Clinical Effectiveness Committee (CEC)/ Trauma Medical Directors:

- No meeting either quarter
 - October – December 2019
 - January - March 2020

Trauma Performance Improvement (PI) Program:

- Discussion of top 3 Trauma Medical Director issues
- Discussion of transfer times by region
- Discussion of EMS issues related to trauma patients
- Discussion of Hospital wait times related to EMS
- Review of PI indicators in state PI plan
- Discussion of TQIP collaborative
- Discussion of telemedicine use with trauma patients
- Review of PI indicators in state PI plan
- Discussion of tourniquet use with trauma patients and vascular coverage

Trauma Data: (July 2019, August 2019, September 2019)

Generated 01/15/2020

Arrival Dates 07/01/2019 - 09/30/2019

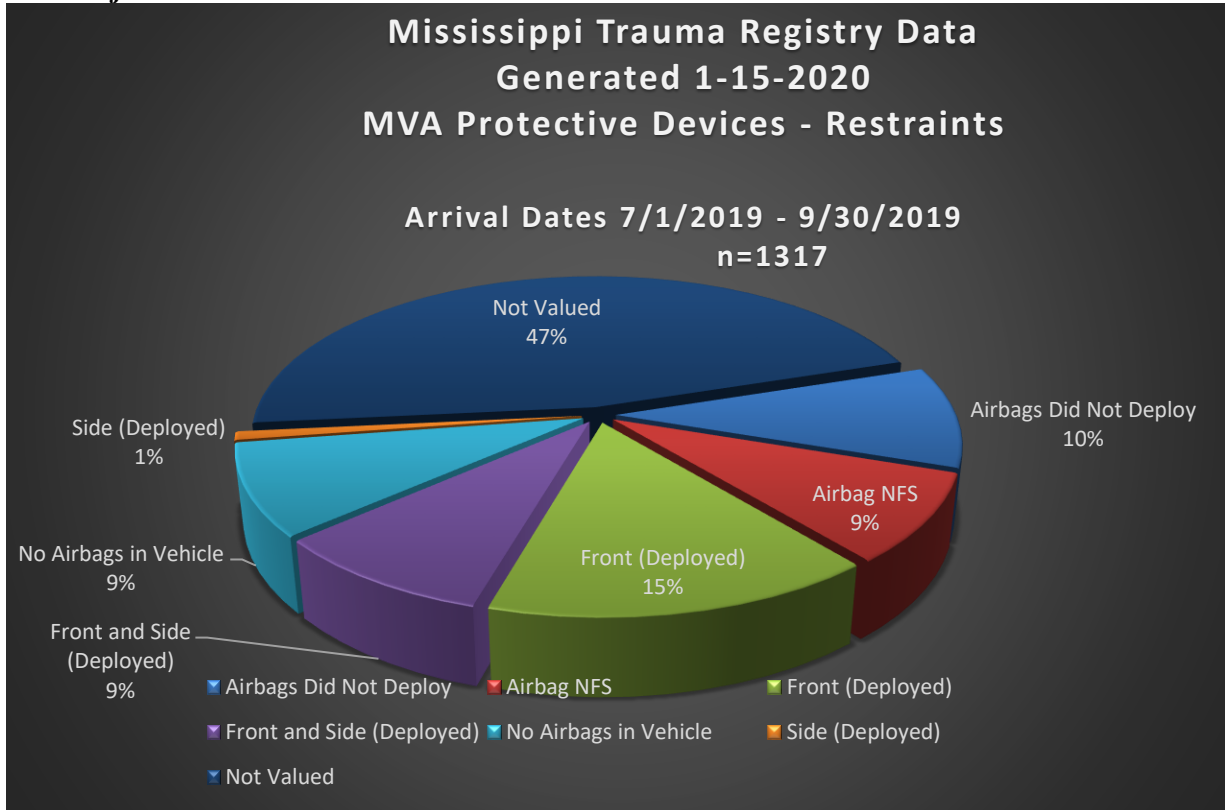
Query: LEVEL_I_III_HOSPS

Population: PIPS_RECORD_INCLUSIO Records Included In Reports

Gather: BY_HOSPITAL (By facility)

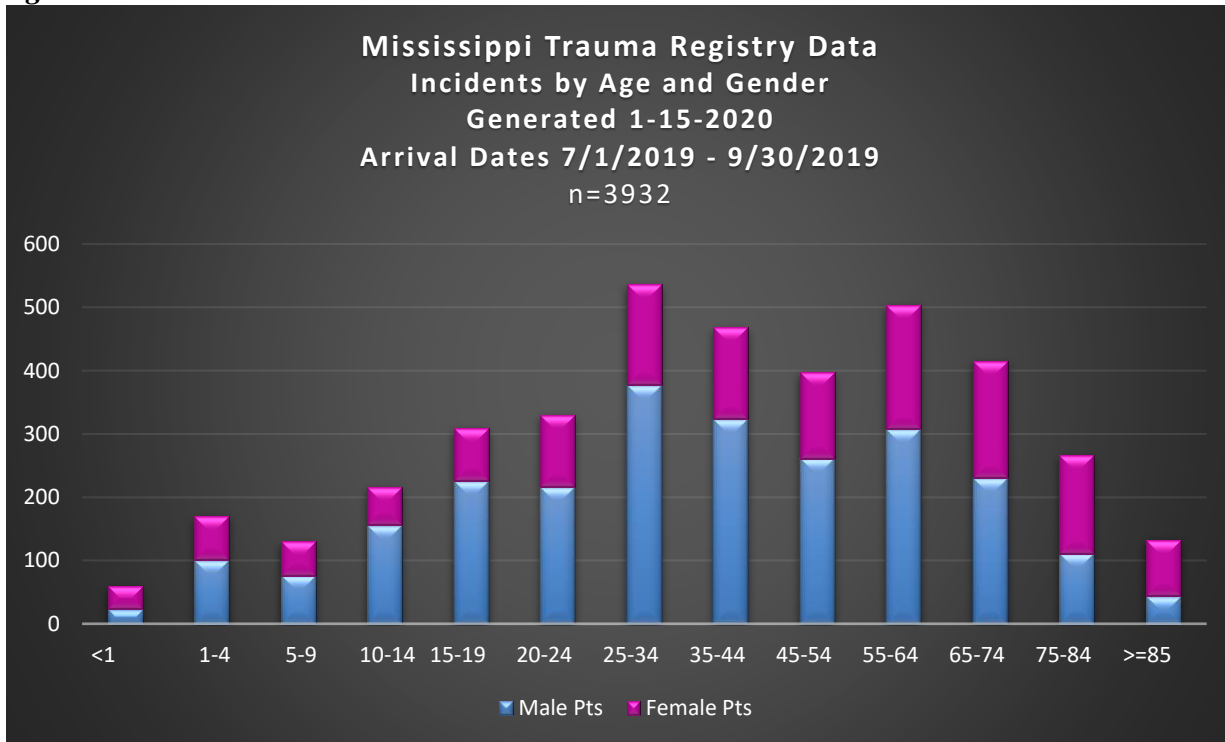
Facility	ISS 1-9	ISS 10-15	ISS 16-24	ISS 25-74	ISS 75	ISS GT 24	ISS NV	Total Pts
Baptist Memorial Hospital - Desoto	270	21	4	2	0	2	4	301
Baptist Memorial Hospital - Golden Triangle	84	2	0	0	0	0	6	92
Baptist Memorial Hospital North Miss.	146	12	2	0	0	0	1	161
Delta Regional Medical Center	9	0	1	0	0	0	0	10
Forrest General Hospital	371	64	50	20	1	21	0	506
Garden Park Medical Center	76	11	4	2	0	2	0	93
LeBonheur Children's Medical Center	121	12	12	4	0	4	0	149
Magnolia Region Health Center	95	23	11	2	0	2	0	131
Memorial Hospital at Gulfport	119	16	13	2	0	2	0	150
Merit Health River Oaks	38	2	0	1	0	1	0	41
Merit Health Biloxi	64	6	2	0	0	0	0	72
Merit Health Central	14	1	0	2	0	2	0	17
Merit Health Wesley	48	5	1	0	0	0	0	54
North MS Medical Center-Tupelo	275	56	31	14	0	14	0	376
Ocean Springs Hospital	59	5	1	1	0	1	0	66
Oktibbeha County Hospital	40	7	0	0	0	0	0	47
Regional Medical Center - North	74	21	8	7	0	7	0	110
Regional One Health	71	19	17	9	0	9	0	116
Rush Foundation Hospital	69	17	5	1	0	1	0	92
Singing River Hospital	76	8	1	0	0	0	0	85
South Central Regional Medical Center	104	13	9	3	0	3	0	129
Southwest Mississippi Regional Medical Center	78	14	12	3	0	3	0	107
Univ of South Alabama Medical Center	73	26	31	16	0	16	0	146
University Medical Center	78	11	17	27	0	27	0	133
Total	2452	372	232	116	1	117	11	3184

MVA Injuries

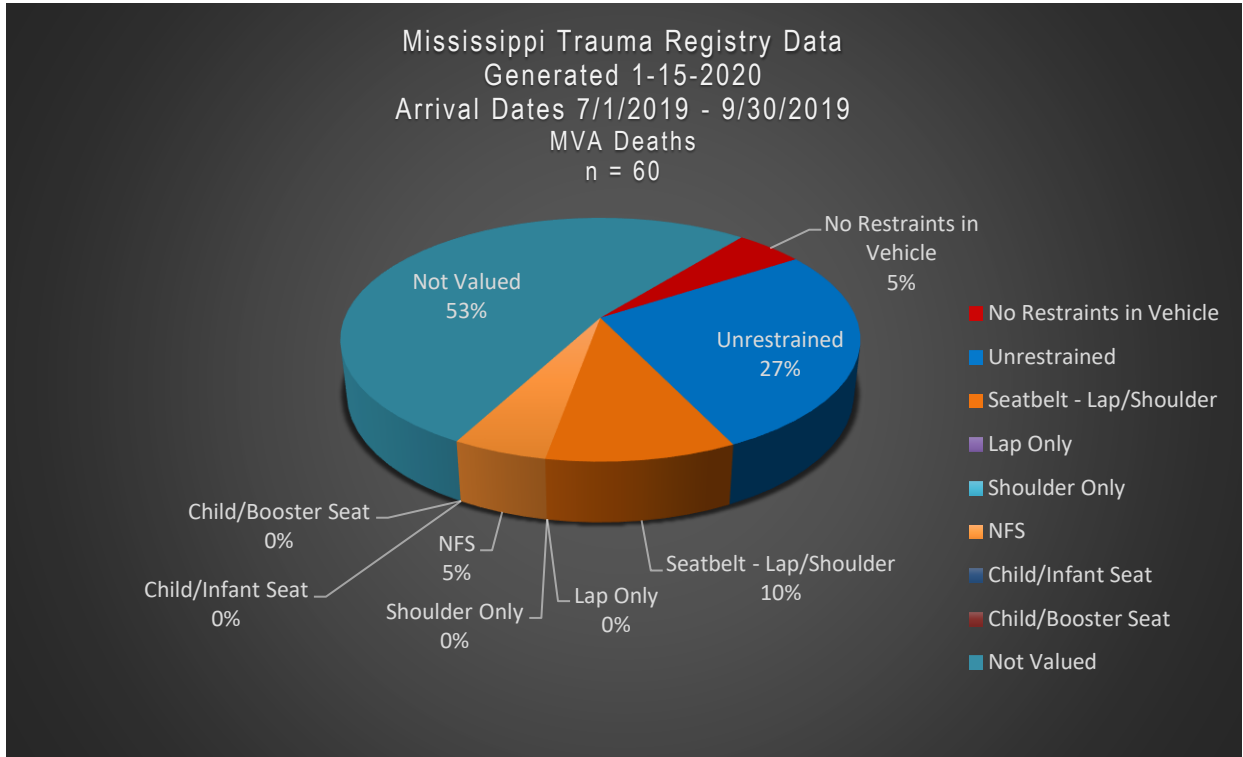


Legislative Bill signed on May 9, 2017 requiring all passengers in vehicle to wear seatbelts.

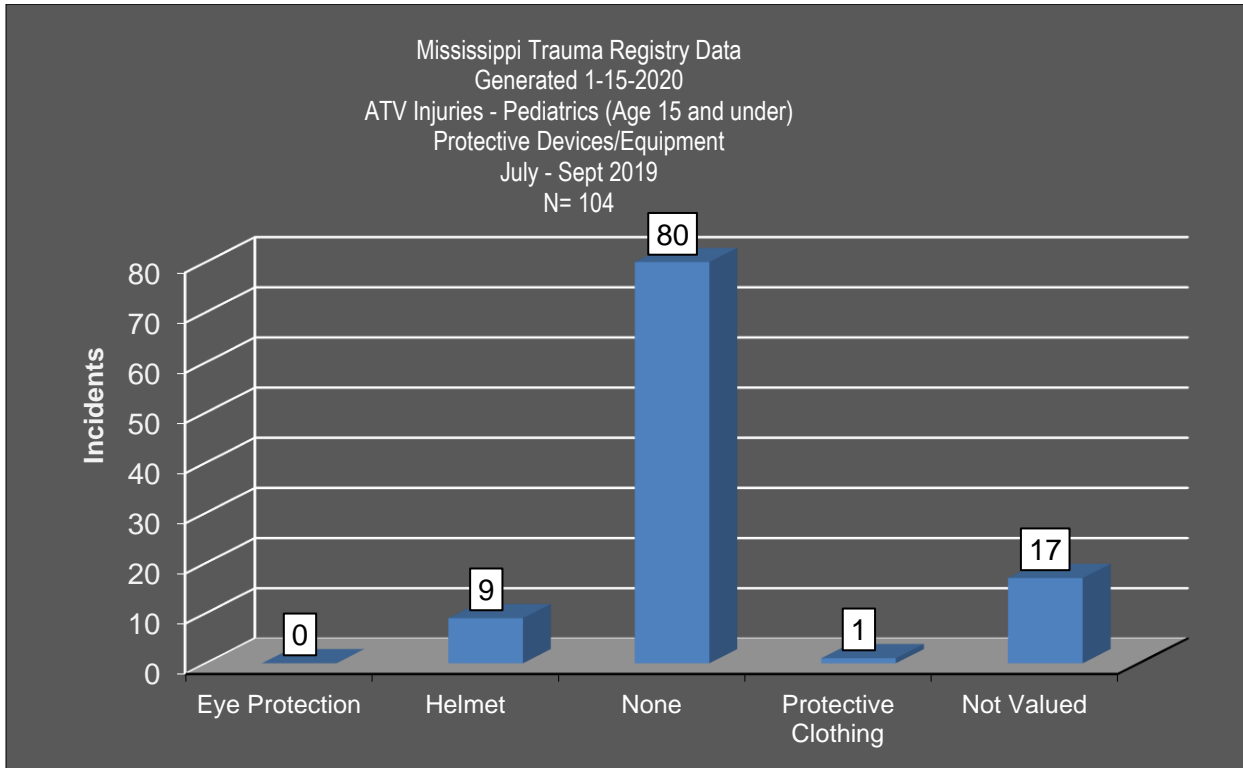
Age and Gender



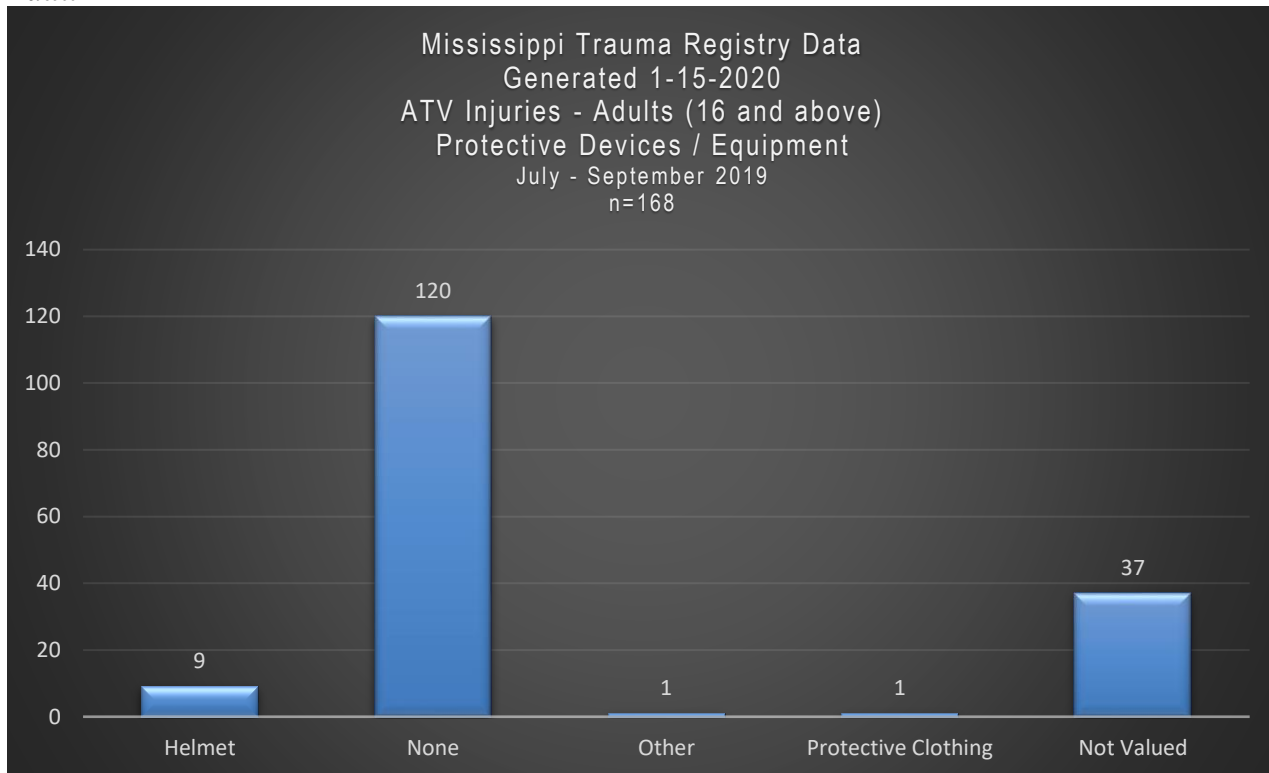
MVA Deaths



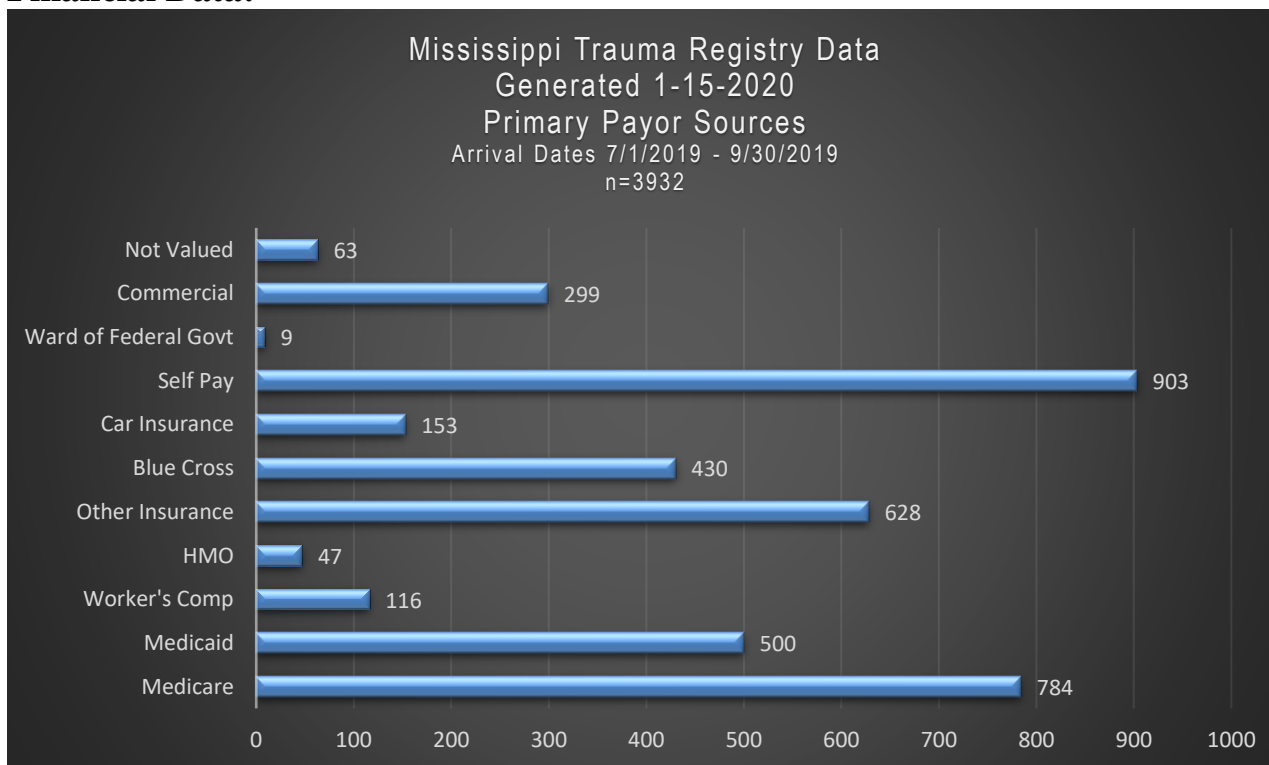
**ATV Injuries (Protective Devices)
Pediatric**



**ATV Injuries (Protective Devices)
Adult**



Financial Data:



Trauma Data: (October, November, December 2019)

Generated 04/16/2020

Arrival Dates 10/01/2019 - 12/31/2019

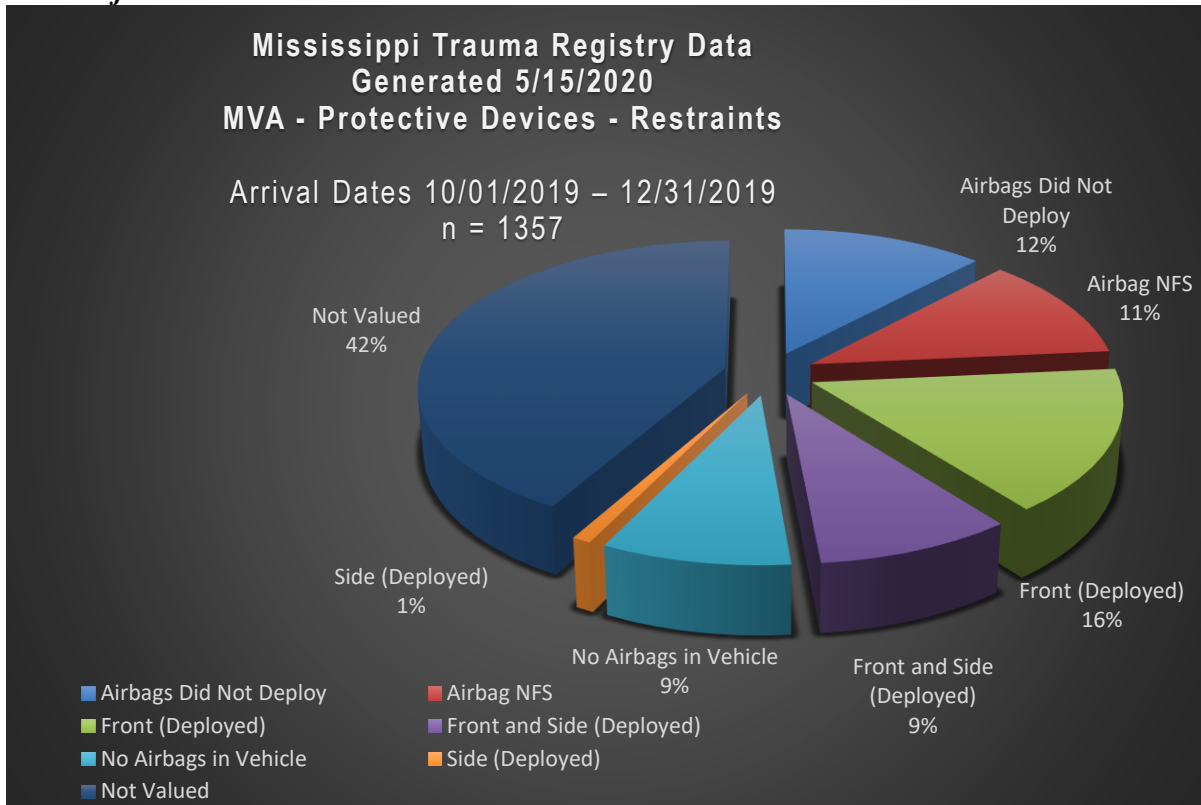
Query: LEVEL_I_III_HOSPS

Population: PIPS_RECORD_INCLUSIO Records Included In Reports

Gather: BY_HOSPITAL (By facility)

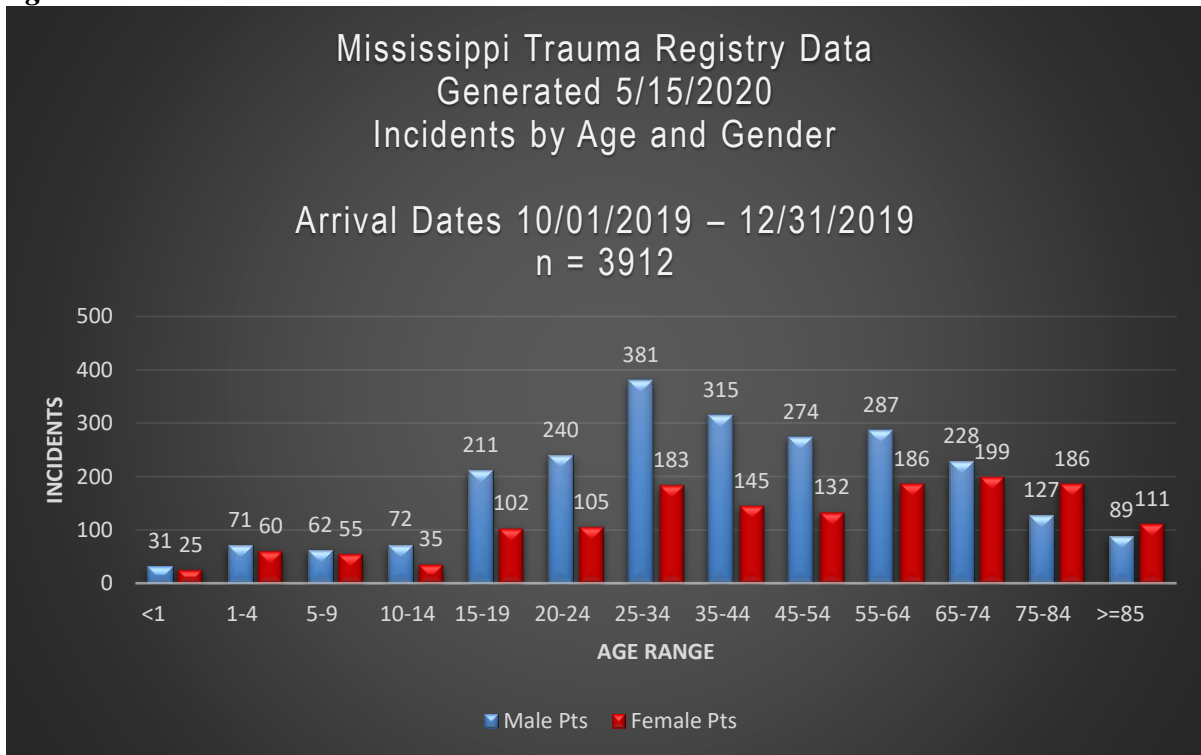
Facility	ISS 1-9	ISS 10-15	ISS 16-24	ISS 25-74	ISS 75	ISS GT 24	ISS NV	Total Pts
Baptist Memorial Hospital - Desoto	219	12	8	1	0	1	0	240
Baptist Memorial Hospital - Golden Tri	172	9	2	0	0	0	6	189
Baptist Memorial Hospital North Miss.	126	19	1	1	2	3	1	150
Delta Regional Medical Center	48	6	2	3	0	3	0	59
Forrest General Hospital	282	72	39	25	1	26	0	419
Garden Park Medical Center	67	15	2	1	0	1	0	85
LeBonheur Children's Medical Center	58	6	5	3	0	3	2	74
Magnolia Region Health Center	90	19	11	5	0	5	0	125
Memorial Hospital at Gulfport	126	18	11	10	0	10	0	165
Merit Health River Oaks	48	3	1	0	0	0	0	52
Merit Health Biloxi	50	6	3	2	0	2	0	61
Merit Health Central	37	4	1	0	0	0	0	42
Merit Health Wesley	39	14	1	0	0	0	0	54
North MS Medical Center-Tupelo	263	60	29	20	1	21	0	373
Ocean Springs Hospital	78	9	3	0	0	0	1	91
Oktibbeha County Hospital	37	5	5	0	0	0	1	48
Regional Medical Center - North	86	20	12	4	0	4	0	122
Regional One Health	124	31	33	24	1	25	0	213
Rush Foundation Hospital	49	17	2	4	0	4	0	72
Singing River Hospital	72	12	7	0	0	0	1	92
South Central Regional Medical Center	104	14	8	5	0	5	0	131
Southwest Mississippi Regional Medical C	60	5	8	4	0	4	0	77
Univ of South Alabama Medical Center	66	30	22	17	1	18	0	136
University Medical Center	44	11	8	14	1	15	0	78

MVA Injuries

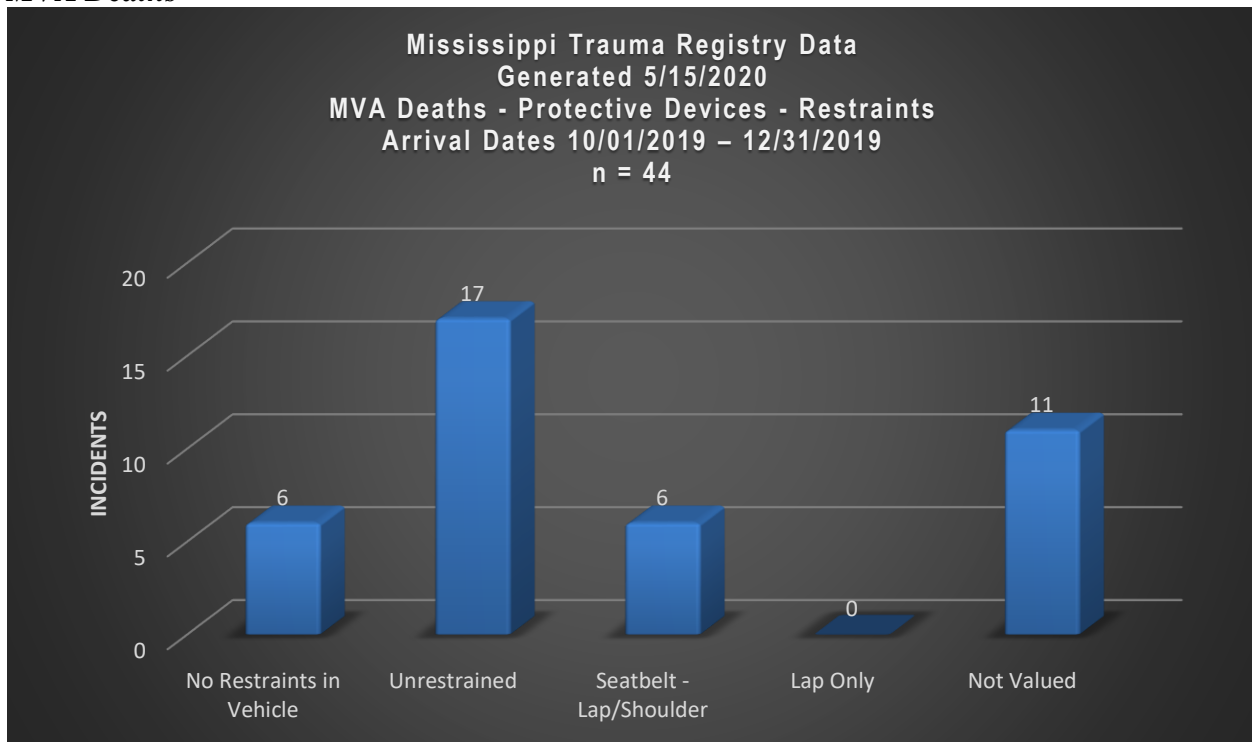


Legislative Bill signed on May 9, 2017 requiring all passengers in vehicle to wear seatbelts.

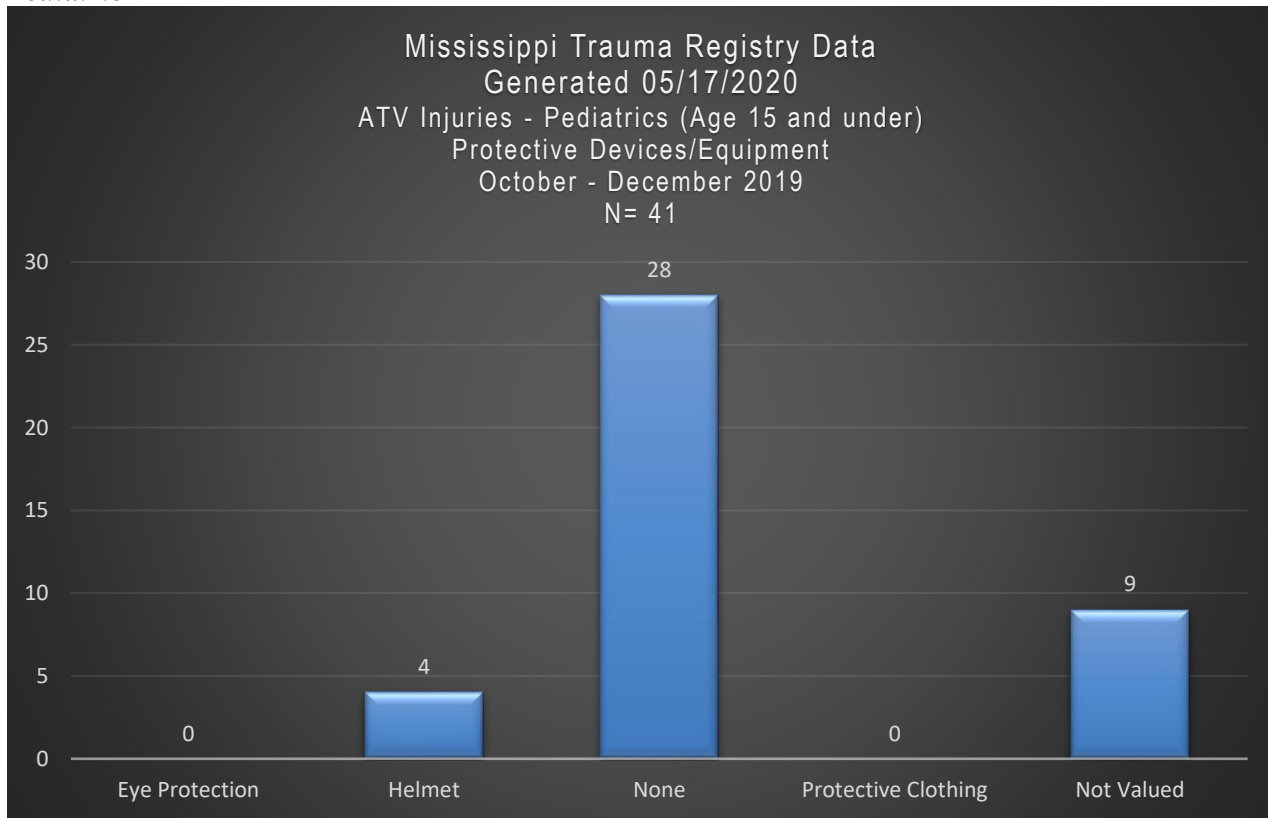
Age and Gender



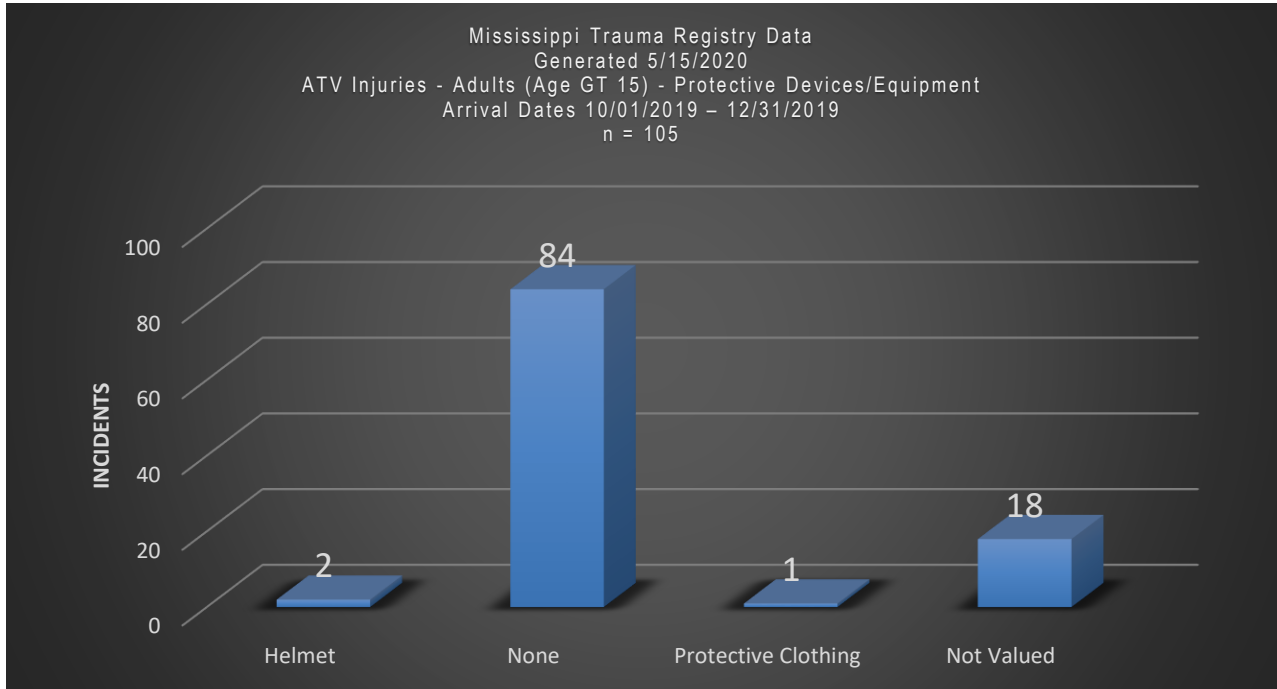
MVA Deaths



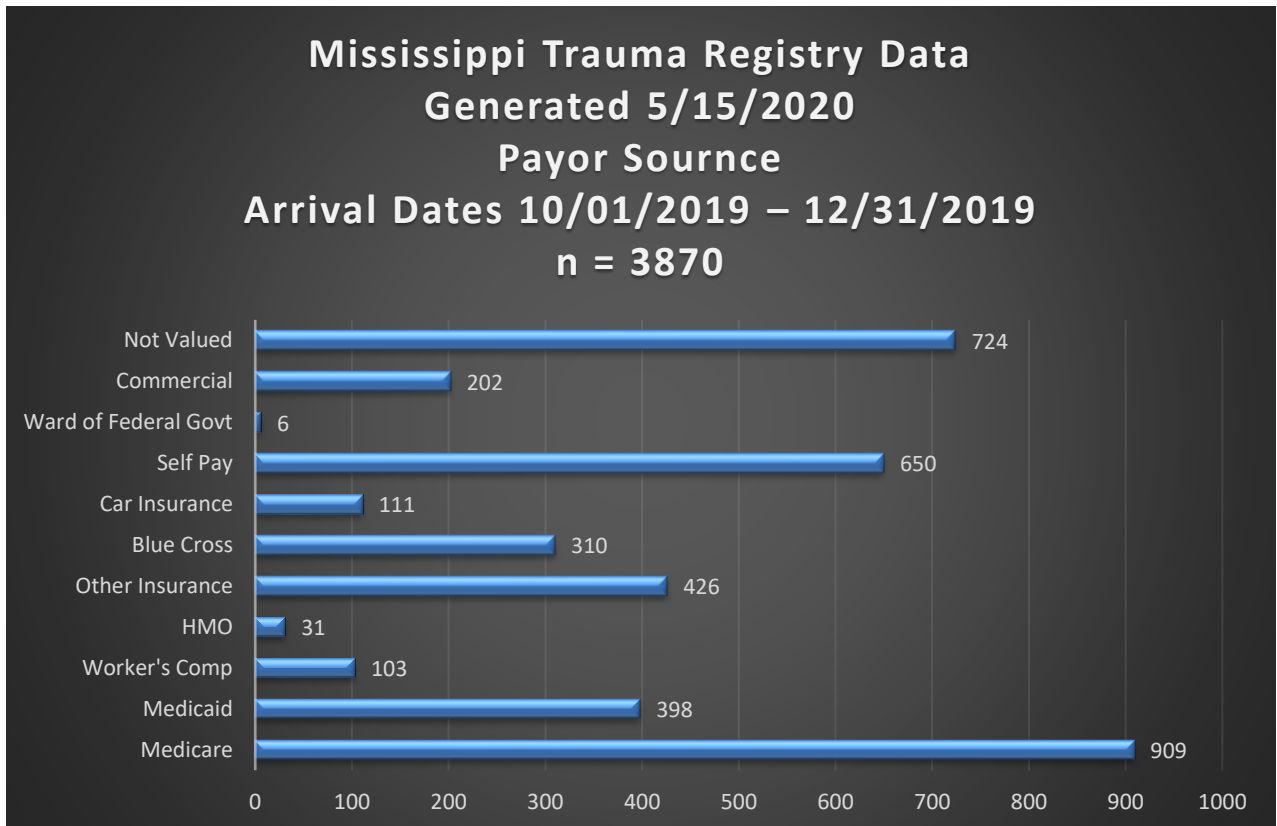
**ATV Injuries (Protective Devices)
Pediatric**



**ATV Injuries (Protective Devices)
Adult**



Financial Data:



Trauma Care Trust Fund Collections:

	October 2019	November 2019	December 2019	Total(s)
Auto Privilege & Tag Fees	\$ 1,085,874.19	\$ 930,746.50	\$ 950,911.59	\$ 2,967,532.28
Interest Income	\$ 29,461.02	\$ 27,548.90	\$ 23,938.91	\$ 80,948.83
License, Fees and Permits	\$ 112,843.28	\$ 108,513.76	\$ 100,928.17	\$ 322,285.21
QUARTERLY TOTAL				\$ 3,370,766.32

	January 2020	February 2020	March 2020	Total(s)
Auto Privilege & Tag Fees	\$780,242.88	\$889,598.65	\$897,566.07	\$2,567,407.60
Interest Income	\$41,292.20	\$30,650.68	\$32,657.93	\$104,600.81
License, Fees and Permits	\$122,258.31	\$185,428.83	\$63,394.31	\$371,081.45
QUARTERLY TOTAL				\$3,043,089.86

References

Center for Disease Control (CDC). (2019). Motor Vehicle Safety - Teen Drivers: Get the Facts.

Fatality and Injury Reporting System Tool (FIRST). (2020). National Highway Traffic Safety Administration (NHTSA). Retrieved from <https://cdan.dot.gov/query>

Mississippi Fatalities and Injuries for Youth and Adult Highway Crashes. (2017).

Mississippi Statistically Automated Health Resource System (MSTAHRS). (2020). Mississippi State Department of Health. Retrieved from <http://mstahrs.msdh.ms.gov/>

Mississippi Trauma Registry. (2020). [ESO/Digital Innovations, Inc.].

Web-Based Injury Statistics Query and Reporting System (WISQARS). (2020). (Version 2018). National Center for Injury Prevention and Control, Centers for Disease Control and Prevention. Retrieved from <https://www.cdc.gov/injury/wisqars/index.html>