

2005  
Report on Institutions  
for the Aged or Infirm

Licensed by  
Bureau of Health Facilities Licensure and Certification  
September 2006

2005

Annual Report on

Institutions for the Aged or Infirm

Licensed by

Mississippi State Department of Health

P.O. Box 1700

Jackson, Mississippi 39216

Published September 2006

Health Facilities Licensure and Certification

Marilynn Winnborne, Director

and

Public Health Statistics

Judy Moulder, Director

## Table of Contents

Preface .....	i
Table I: Nursing Facility Bed Count, Patient Census, Patients Served, and New Admissions as of December 31, 2005.....	1
Table II: Nursing Facility Ownership and Percentage Distribution by Number of Nursing Homes and Licensed Beds as of December 31, 2005.....	2
Table III: Nursing Facility Employees and Percentage Distribution by Title and Whether Full-Time or Part-Time as of December 31, 2005.....	3
Table IV: Licensed Bed Capacity and Beds Set Up and Staffed for Nursing Facilities as of December 31, 2005.....	4
Table V: 2005 Nursing Facility Licensed Beds, Occupancy Rates and Average Daily Census.....	9
Table VI: Nursing Facility Bed Count by County and Type of Accommodation as of December 31, 2005.....	19
Table VII: Nursing Facility Bed Count and Percentage Distribution by Type of Accommodation as of December 31, 2005.....	21
Table VIII: Nursing Facilities by Bed Size as of December 31, 2005.....	21
Table IX: Nursing Facilities by Bed Size and County as of December 31, 2005.....	22
Table X: Patients Served During 2005 in Nursing Facilities by Age and Sex.....	24
Table XI: Number of Nursing Facility Patients by Sex in 2005.....	25
Table XII: Ambulation Status of Patients in Nursing Facilities as of December 31, 2005 and Total Days of Patient Care During 2005.....	25
Table XIII: 2005 Nursing Facility Admissions.....	26
Table XIV: 2005 Nursing Facility Admissions by Fee Source.....	26

Table XV:	Destination of Patients Discharged from Nursing Facilities During 2005.....	27
Table XVI:	Selected Nursing Facility Data by County.....	28
Table XVII:	ICF/MR Bed Count, Patient Census, Patients Served, and New Admissions as of December 31, 2005.....	30
Table XVIII:	ICF/MR Ownership and Percentage Distribution by Number of Nursing Homes and Licensed Beds as of December 31, 2005.....	31
Table XIX:	ICF/MR Employees and Percentage Distribution by Title and Whether Full-Time or Part-Time as of December 31, 2005.....	32
Table XX:	Licensed Bed Capacity and Beds Set Up and Staffed for ICF/MRs as of December 31, 2005.....	33
Table XXI:	2005 ICF/MR Licensed Beds, Occupancy Rates and Average Daily Census.....	34
Table XXII:	ICF/MR Bed Count by County and Type of Accommodation as of December 31, 2005.....	35
Table XXIII:	ICF/MR Bed Count and Percentage Distribution by Type of Accommodation as of December 31, 2005.....	35
Table XXIV:	ICF/MRs by Bed Size as of December 31, 2005.....	36
Table XXV:	ICF/MRs by Bed Size and County as of December 31, 2005.....	36
Table XXVI:	ICF/MR Patients Served During 2005 by Age and Sex...	37
Table XXVII:	Number of ICF/MR Patients by Sex.....	38
Table XXVIII:	Ambulation Status of ICF/MR patients as of December 31, 2005 and Total Days of Patient Care During 2005.....	38
Table XXIX:	2005 ICF/MR Admissions During 2005 by Place from Which Admitted.....	39
Table XXX:	2005 ICF/MR Admissions by Fee Source.....	39
Table XXXI:	Destination of Patients Discharged from ICF/MRs During 2005.....	40

Table XXXII:	Selected ICF/MR Data by County.....	40
Table XXXIII:	Psychiatric Residential Treatment Facility Bed Count, Patient Census, Patients Served, and New Admissions as of December 31, 2005.....	41
Table XXXIV:	Psychiatric Residential Treatment Facility Ownership and Percentage Distribution by Number of Nursing Homes and Licensed Beds as December 31, 2005.....	42
Table XXXV:	Psychiatric Residential Treatment Facility Employees and Percentage Distribution by Title and Whether Full-Time or Part-Time as of December 31, 2005.....	43
Table XXXVI:	Licensed Bed Capacity and Beds Set Up and Staffed for Psychiatric Residential Treatment Facilities as of December 31, 2005.....	44
Table XXXVII:	2005 Psychiatric Residential Treatment Facilities Licensed Beds, Occupancy Rates and Average Daily Census.....	44
Table XXXVIII:	Psychiatric Residential Treatment Facility Bed Count by County and Type of Accommodation as of December 31, 2005.....	45
Table XXXIX:	Psychiatric Residential Treatment Facilities by Bed Size as of December 31, 2005.....	45
Table XL:	Patients Served During 2005 in Psychiatric Residential Treatment Facilities by Age and Sex.....	46
Table XLI:	Number of Psychiatric Residential Treatment Facility Patients by Sex.....	47
Table XLII:	Ambulation Status of Patients in Residential Treatment Facilities as of December 31, 2005 and Total Days of Patient Care During 2005.....	47
Table XLIII:	2005 Psychiatric Residential Treatment Facility Admissions by Place from Which Admitted.....	48
Table XLIV:	2005 Psychiatric Residential Treatment Facility Admissions by Fee Source .....	48
Table XLV:	Destination of Patients Discharged from Psychiatric Residential Treatment Facilities.....	49

Table XLVI:	Selected Psychiatric Residential Treatment Facility Data by County.....	49
Table XLVII:	Personal Care Homes, Bed Count, Patient Census, Patients Served, and New Admissions as of December 31, 2005.....	50
Table XLVIII:	Personal Care Home Ownership and Percentage Distribution by Number of Personal Care Homes and Licensed Beds as of December 31, 2005.....	51
Table XLIX:	Personal Care Home Employees and Percentage Distribution by Title and Whether Full-Time or Part-Time as of December 31, 2005.....	52
Table L:	Licensed Bed Capacity and Beds Set Up and Staffed for Personal Care Homes as of December 31, 2005.....	53
Table LI:	2005 Personal Care Home Licensed Beds, Occupancy Rates and Average Daily Census.....	58
Table LII:	Personal Care Home Bed Count by County and Type of Accommodation as of December 31, 2005.....	66
Table LIII:	Personal Care Home Bed Count and Percentage Distribution by Type of Accommodation as of December 31, 2005.....	68
Table LIV:	Personal Care Homes by Bed Size as of December 31, 2005.....	68
Table LV:	Personal Care Homes by Bed Size and County as of December 31, 2005.....	69
Table LVI:	Patients Served During 2005 in Personal Care Homes by Age and Sex.....	71
Table LVII:	Number of Personal Care Home Patients by Sex.....	72
Table LVIII:	Ambulation Status of Patients in Personal Care Homes as of December 31, 2005 and Total Days of Patient Care During 2005.....	72
Table LIX:	2005 Personal Care Home Admissions by Place from Which Admitted.....	73
Table LX:	2005 Personal Care Home Admissions by Fee Source....	73
Table LXI:	Destination of Patients Discharged from Personal Care Homes During 2005.....	74

Table LXII:	Selected Personal Care Home Data.....	75
Appendix A:	Questionnaire and Instructions.....	77
Appendix B:	Table I for Years 1961 - 2001.....	81
Appendix C:	Beds by County, 1994 and 2005.....	98
Appendix D:	Licensed and Certified Long-Term Care Facilities as of December 31, 2005.....	118

Preface

**Skilled Nursing Facilities**

**Overview**

Two hundred licensed skilled nursing facilities, 13 intermediate care facilities for the mentally retarded, 7 psychiatric residential treatment facilities and 175 licensed personal care homes responded to the 2005 survey. The data in this report is based upon the information supplied by these respondents.

Six nursing facilities changed names during the reporting period.

Old Name	New Name
Community Nursing Home	Community Place
Corinth Health & Rehab Center	Cornerstone Health & Rehab of Corinth
Greenwood Health & Rehab Center	Crystal Health & Rehab of Greenwood
Grenada Health & Rehab Center	Grace Health & Rehab of Grenada
Adventist Health Center	Oxford Health & Rehab Center
Pemberton Manor Nursing Home	Riverview Nursing & Rehab
Clinton Health & Rehab Center	Trinity Mission Health & Rehab of Clinton

The following nursing facilities changed licensed bed capacity during the reporting period:

	2004 beds	2005 beds
Bedford Care Center of Hattiesburg	192	162
Bedford Care Center Monroe Hall	120	90
Beverly Healthcare Ripley	150	140
Clarksdale Nursing Center	120	112
Hinds County Nursing & Rehab Center	119	100
S. E. Lackey Convalescent Home	30	20
Poplar Springs Nursing Center	120	130
River Region SNF West Campus	31	25
Shelby Nursing & Rehab Center	120	60
Reginald P. White	226	228
Windham House of Hattiesburg	50	60
Yalobusha County Nursing Home	77	120

Three new nursing facilities were licensed during 2005. Trinity Mission Health and Rehab was licensed February 1, 2005. Union County Health & Rehab opened April 1, 2005 in New Albany. And Washington Care Center opened May 9, 2005 in Greenville. All three facilities are licensed for 60 beds.



Three facilities closed during the reporting period: Kemper Homeplace Nursing Facility, Dunbar Village and Miramar Lodge Health Care.

Eighty-one counties are served by nursing homes. This coverage represents 98.8% of all 82 Mississippi counties leaving 1.2% or 1 county, Issaquena County, without nursing home facilities of some type.

Since 1981, personal care home data has been shown and discussed separately to give a clearer picture of nursing care homes in Mississippi. Also, the classification of nursing homes was changed in 1981 making comparisons of data collected before and after 1981 difficult. Nursing home classifications changed again in 1989. Now nursing homes are either licensed as skilled nursing facilities, intermediate care facilities for the mentally retarded, or psychiatric residential treatment facilities.

In order to more accurately reflect data for current and subsequent years, Table I for years 1961-2002 is a separate table found in Appendix B. There were 18,888 skilled nursing facility beds. This figure represents a decrease of 211 beds from the previous year.

The total patient census on December 31, 2005, was 16,907. This represents a statewide skilled nursing facility occupancy rate of 88%.

The total number of patients served during the year, 32,023, was an increase of 1,776 from 2004. New admissions to nursing homes increased by 1,944 patients.

#### Ownership

Table II shows that 130 or 65% of the nursing homes had proprietary ownership and accounted for 64.7% of all licensed nursing home beds. In contrast, nonprofit nursing homes accounted for 39 or 19.5% of all nursing homes and 17% of the licensed nursing home beds. The remaining 31 or 15.5% of nursing homes were publicly owned and leased with 18.3% of the licensed nursing home beds.

#### Employees

Table III shows that 20,454 people were employed in skilled nursing facilities in Mississippi in 2005. Full-time employees were 16,272 or 80% of this number while 4,182 or 20% were part-time employees. Nursing service employees including R.N.s, L.P.N.s, Aides, and Orderlies accounted for 13,259 or 64.8% of the total number of employees.

#### Beds

Table IV lists the 200 skilled nursing facilities in alphabetical order, showing that all but 70 of the 18,888 licensed nursing home beds are set up and staffed. County of location is also shown.

Table V shows a state skilled nursing facility occupancy rate of 88%, and an average daily census of 16,550. Occupancy rates are calculated on licensed beds, therefore occupancy rates calculated on beds set up and staffed would be higher.

Tables VI gives a breakdown by county of the number of licensed nursing home beds and the type of accommodation available by number of beds set up and staffed. The county having the most skilled nursing facility beds was Hinds, with 1,556 beds licensed and set up and staffed for use.

Table VII shows that there were 18,888 licensed nursing care beds in Mississippi, a decrease of 211 beds over 2004. Semi-private rooms accounted for 14,460 or 76% of the beds set up and staffed; private rooms accounted for 2,942 or 15.6% and wards accounted for 1,416 or 7.5%.

Table VIII shows that 111 or 55.5% of all nursing care facilities had between 60 and 119 beds, 64 facilities or 32% had between 120-179 beds, 17 facilities or 8.5% had less than 60 beds, 7 or 3.5% had between 180 and 239, and one facility had more than 240 beds.

Table IX shows the bed count groups by county.

#### Patient Characteristics

Table X shows that there were 32,023 patients served by the 200 nursing homes in Mississippi during 2005. There was an increase of 1,776 patients reported served in 2005 than 2004. There were 22,686 patients, age 75 years and older, accounting for 70.8% of all patients served. Females comprised 21,482 or 67% of the patients served during 2005.

Beginning and ending patient census by sex are shown in Table XI. On December 31, 2005 there were 16,907 patients in skilled nursing facilities.

Total patient days are shown in Table XII along with the ambulation status of nursing home patients. During 2005 nursing homes reported 6,025,420 patient days, a slight decrease from 6,169,105 patient days reported in 2004. Approximately 44% skilled nursing facility patients were ambulant.

#### New Admissions

Table XIII indicates that 15,389 new patients were admitted in 2005, for an average of 77 new admissions per facility. New admissions increased by 1,944. Admissions from hospitals accounted for 11,339 or 74%; admissions from own or relatives home accounted for 2,037 or 13%; admissions from another nursing home accounted for 1,450 or 9% and the remaining 563 or 4% were admitted from other places.

## Source of Payments

Table XIV reveals the fee sources for the 15,389 new admissions in 2005. The combined 13,537 Medicare and Medicaid funded patients were 88% of all fee sources. One thousand one hundred seventy-six or 7.6%, of admissions were self-pay. VA sponsored admissions were 106 or 0.7% of fee sources. Other sources of pay accounted for 3.7 percent of the total.

## Discharges and Deaths

Table XV shows that live discharges accounted for 72% of patients discharged from nursing homes. The majority of these were to hospitals 42.2%, or homes 40%. Approximately 15% were transferred to another nursing facility, and the remaining 2.8% were discharged to other locations.

Table XVI displays total patient days, total admissions and total patients served by county for skilled nursing facilities.

## **Intermediate Care Facilities for the Mentally Retarded**

The total patient census on December 31, 2005, was 2,683. This represents an ICF-MR occupancy rate of 98.2% and an average daily census of 2,667.67.

The total number of patients served during the year, 2,983 was a decrease of 37 from 2004.

## Ownership

Table XVIII shows that 5 or 38.5% of the ICF/MRs were publicly owned and accounted for approximately 36% of all licensed ICF/MR beds. Proprietary ownership accounted for 6 or 46% of the homes. The remaining 415 beds were non-profit and public leased.

## Employees

Employees at ICF/MRs are depicted in Table XIX. In 2005 4,618 people were employed at ICF/MR facilities. Approximately 96% of the employees are full-time. Nursing service employees, including R.N.s, L.P.N.s, Aides, and Orderlies, accounted for 2,860 or 61% of the total number of employees.

## Beds

Table XX lists the 13 ICF/MR homes in alphabetical order, showing that all of the 2,724 licensed ICF/MR beds are set up and staffed. County of location is also shown.

Licensed beds, occupancy rates and average daily census are shown by county in Table XXI. Occupancy rates are calculated on licensed beds, therefore occupancy rates calculated on beds set up and staffed would be higher.

The state ICF/MR occupancy was 98.2% and the average daily census was 2,667.7.

Table XXII gives a breakdown by county of the number of licensed ICF/MR beds and the type of accommodation available by number of beds set up and staffed. The county having the most ICF/MR beds was Jones, with 712 beds licensed, followed by Lafayette County with 470 beds, Rankin County with 415, Simpson with 323 beds, Harrison with 260, Lincoln and Oktibbeha with 140 and Coahoma and Madison 132 each.

Table XXIII shows that there were 2,724 licensed ICF/MR beds in Mississippi. Semi-private rooms accounted for 1,664 or 61.1% of the beds set up and staffed; wards accounted for 995 or 36.5%; and private rooms accounted for 81 or 3%.

Table XXIV shows that 6 or 46.1% of all ICF/MR facilities had between 120 and 179 beds, 4 facilities had more than 240 beds, 2 or 15.4% had between 180 and 239, and 1 had between 60-119 or 7.7%. A county listing of licensed beds by type is depicted in Table XXV.

#### Patient Characteristics

Table XXVI shows that there were 2,983 patients served by the 13 ICF/MRs in Mississippi during 2005, for an average of 229 patients served per facility. There was a slight increase of patients reported served in 2005 than 2004. Approximately 60% of ICF/MR patients were under 45 years of age, 34% were aged 45 to 64, and 7.5% were aged 65 and older. Males made up 58.1% of the ICF/MR population.

Beginning and ending patient census by sex are shown in Table XXVII. On December 31, 2004, there were 2,652 patients in ICF/MRs, and on December 31, 2005, there were 2,683 patients in ICF/MRs.

Total patient days by classification are shown in Table XXVIII along with the ambulation status of ICF/MR patients. During 2005 ICF/MRs reported 976,771 patient days, a slight increase from 968,455 patient days reported in 2004. Approximately 78% ICF/MR patients were ambulant.

#### New Admissions

Table XXIX indicates that 331 new patients were admitted in 2005, for an average of 25 new admissions per facility. New admissions increased by 26. Admissions from home or relatives home accounted for 155 or 46.8% of all new admissions, 21 or 8.8% were admitted from hospitals, 56 or 16.9% were admitted from other nursing homes. The remaining 91 admissions, 27.5%, were admitted from other places.

## Source of Payments

Table XXX reveals the fee sources for the 331 new admissions in 2005. Approximately 67.7% were Medicaid admissions. The remaining 32.3% came from Medicare, patients and/or relatives and other sources.

## Discharges and Deaths

Live discharges and deaths increased slightly from 2004's statistics. Total number of live discharges and deaths shown in Table XXXI. ICF/MR live discharges accounted for 88.3%. The majority of live discharges, 38.5%, were to homes, 6% were discharged to hospitals, 34.7% were transferred to another nursing home, and 20.8% were discharged to other places.

Table XXXII displays total patient days, total admissions and total patients served by county for ICF/MRs.

## **Psychiatric Residential Treatment Facilities**

The Crossings increased their licensed bed capacity from 40 to 60.

Total patient census on December 31, 2005 was 276. This represents an increase over 2004.

## Ownership

Table XXXIV shows that 71.4% of the 330 beds were proprietary, 14.3% were public and 14.3% were nonprofit.

## Employees

Employees at psychiatric residential treatment facilities are depicted in Table XXXV. In 2005 747 people were employed, of which 80% were full-time. Nursing service employees including R.N.s, L.P.N.s, Aides and Orderlies accounted for 448 or 60% of the total number of employees.

## Beds

Table XXXVI shows that all 330 licensed beds are set up and staffed.

Licensed beds, occupancy rates and average daily census are shown by county in Table XXXVII. The state psychiatric residential treatment facility occupancy rate was 81.7% and average daily census was 269.5.

Table XXXVIII gives a breakdown by county of the number of licensed psychiatric residential treatment facility beds and the type of accommodation available by number of beds set up and staffed.

Table XXXIX shows that there were 330 licensed psychiatric residential treatment facility beds in Mississippi. Semi-private rooms accounted for 146 or 42% of the beds set up and staffed, wards accounted for 143 or 43.3%, and 12.4% of the beds were private.

#### Patient Characteristics

Table XL shows that there were 857 patients served by the 7 facilities. All but 34 patients were under 18.

Beginning and ending patient census by sex are shown in Table XLI. On December 31, 2004 there were 2765 patients in psychiatric residential treatment facilities and on December 31, 2005 there were 276 patients.

Total patient days are shown in Table XLII along with ambulation status. There were 98,4226 patient days reported in 2005 and all 275 patients were ambulant.

#### New Admissions

Of the 611 new patients admitted during 2005, 31.4% were admitted from home, 50.7% were admitted from hospitals, and the remaining 17.8% were admitted from other places.

#### Source of Payments

Table XLIV reveals that 574, 93.9%, new admissions during 2005 were admitted under Medicaid. The remaining 6.1% were admitted by relatives and other sources.

#### Discharges and Deaths

Of the 582 discharges, 64.9% returned home, 9.5% transferred to other places, and the remaining 16.8% were discharged to hospitals.

Table XLVI displays total patient days, total admissions and total patients served by county.

### Personal Care Homes

One hundred seventy-five personal care homes responded to the survey, which represents an increase of 2 over those responding in 2004. The following eight personal care homes opened during 2005.

County	Personal Care Home
DeSoto	Dogwood Plantation of Olive Branch
Holmes	Miss Bernice's House
Lamar	Adler Point
Lawrence	Lawrence County Personal Care Home
Leflore	Country Meadow Personal Care Home
Madison	La Estella Leon Home
	Willard F. Bond Home
Tishomingo	Southern Magnolia Estates II Belmont Golden

The following personal care homes changed names during 2005.

New Name	Old Name
Church Street Personal Care Home Of Ecu	Windham House Assisted Living
Community Residential Home	Community Assisted Living
Shady Oaks Home for the Elderly	Shady Oaks Personal Care Home
Shepherd House II	Southern Heritage Personal Care Home
Vickers Personal Care Home	Scribners Personal Care Home

The following 11 personal care homes changed licensed bed capacity during the reporting period.

	2004 Beds	2005 Beds
Avonlea Assisted Living & Retirement Community	56	72
Azalea Court	45	80
Bee Hive Home of Philadelphia	14	12
Cleveland Personal Care Community	78	95
Indywood Glen	60	62
Magnolia Personal Care Home	78	60
Ramsey Springs Village	15	24
Seasons Assisted Living	3	10
Shady Oaks Home for the Elderly	10	11
Shepherd House II	11	9
Windham House of Hattiesburg	16	13

The following 19 personal care homes closed or did not respond to the survey.

Benton	Oakhill Personal Care Home
Copiah	The Olivier House
Grenada	Stanford House Personal Care Home
Hancock	Dunbar Village Courtyard
Harrison	Rebekah's House
	Twin Oaks at Pass Christain
	Westchester Personal Care Home
Hinds	Lou's Personal Care Home
	Peach Orchard Assisted Living
	Well's Personal Care Home
Jackson	Bay Towers at the Gulf
	Majestic Personal Care Home
Lee	Meadow Hills Personal Care Home
Lowndes	Golden Age Care Home
	Home Place of New Hope
Monroe	Pillars of Aberdeen
Newton	Magnolia South Personal Care Home
	Okahatta Care Center
Wayne	Personal Care Retirement Home



Table I

Nursing Facility Bed Count, Patient Census, Patients Served,  
and New Admissions as of December 31, 2005

	2003	2004	2005
Counties with Nursing Facilities on December 31	81	81	81
Nursing Facilities on December 31:	198	200	200
Bed Count on December 31:	18,961	19,099	18,888
Patients on December 31:	16,827	16,893	16,907
Patients Served During the Year:	29,803	30,247	32,023
New Admissions During the Year:	13,192	13,445	15,389
Live Discharges During the Year:	8,883	9,348	10,881
Deaths During the Year:	4,093	4,006	4,235
Patient Days During the Year:	6,121,195	6,169,105	6,025,420

Appendix B has data for 1961-2002

Table II

Nursing Facility Ownership and Percentage Distribution  
by Number of Nursing Facilities by Licensed Beds  
as of December 31, 2005

	Nursing Facilities	Percent	Li censed Beds	Percent
<b>Total</b>	<b>200</b>	<b>100.00</b>	<b>18,888</b>	<b>100.00</b>
Proprietary	130	65.00	12,220	64.70
Nonprofit	39	19.50	3,210	16.99
Public	30	15.00	3,339	17.68
Public Leased	1	0.50	119	0.63

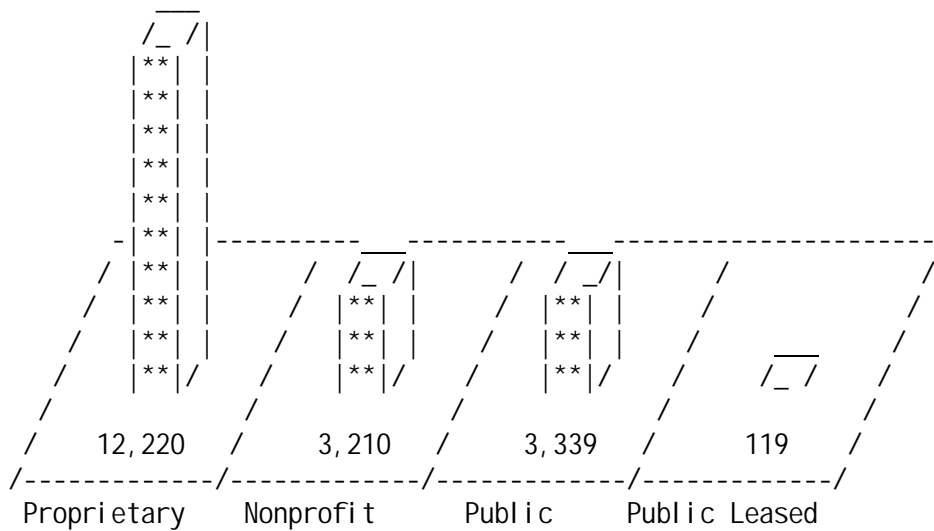
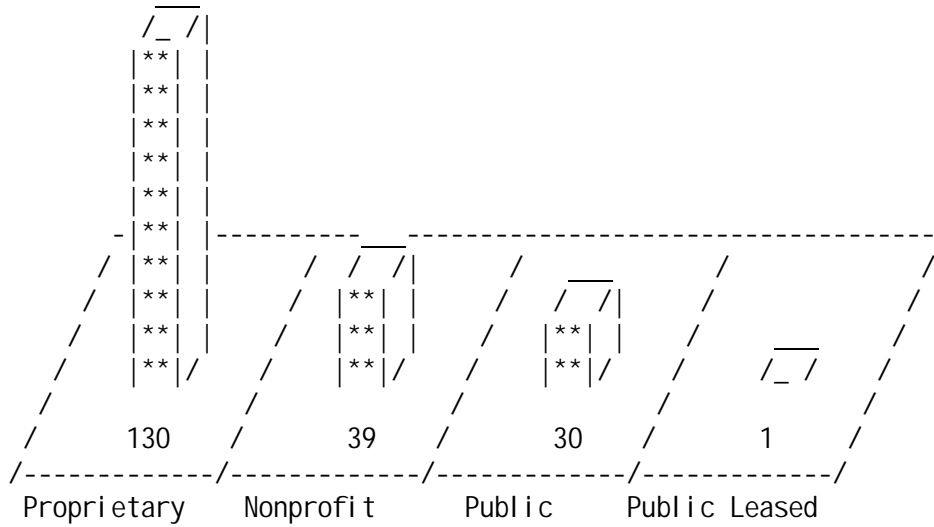


Table III

Nursing Facility Employees and Percentage Distribution  
By Title and Whether Full-Time or Part-Time as of December 31, 2005

Employees by Type	Total		Full-Time		Part-Time	
	Number	Percent	Number	Percent	Number	Percent
<b>Total</b>	<b>20,454</b>	<b>100.0</b>	<b>16,272</b>	<b>100.0</b>	<b>4,182</b>	<b>100.0</b>
Administrator	229	1.1	225	1.4	4	0.1
Clerical	619	3.0	528	3.2	91	2.2
R. N.	1,473	7.2	987	6.1	486	11.6
L. P. N.	3,439	16.8	2,636	16.2	803	19.2
Aide, Orderly	8,347	40.8	7,142	43.9	1,205	28.8
Maid, Housekeeper	1,251	6.1	1,073	6.6	178	4.3
Laundry Worker	629	3.1	510	3.1	119	2.8
Dietitian (ADA)	180	0.9	22	0.1	158	3.8
Food Service Supervisor	238	1.2	218	1.3	20	0.5
Cook, Other Food Worker	1,931	9.4	1,558	9.6	373	8.9
Physical Therapist	207	1.0	68	0.4	139	3.3
Pharmacist	239	1.2	37	0.2	202	4.8
Other	1,672	8.2	1,268	7.8	404	9.7

Table IV

Licensed Bed Capacity and Beds Set Up and Staffed  
for Nursing Facilities as of December 31, 2005

Nursing Facilities	County	Licensed Beds	Beds Set Up and Staffed
<b>Total</b>		<b>18,888</b>	<b>18,818</b>
Adams County Nursing Center	Adams	105	105
The Arbor	Madison	60	60
Arnold Avenue Nursing Home	Washington	60	60
Attala County Nursing Center	Attala	120	120
Aurora Australis Lodge	Lowndes	120	120
Autumn Leaves Nursing Home	Washington	60	60
Azalea Gardens Nursing Center	Stone	149	145
Bedford Care Center Monroe Hall	Forrest	90	90
Bedford Care Center of Hattiesburg	Forrest	162	162
Bedford Care Center of Mendenhall	Simpson	60	60
Bedford Care Center of Newton	Newton	120	120
Bedford Care Center of Petal	Forrest	60	60
Belhaven Nursing Center	Hinds	60	60
Beverly Healthcare Amory	Monroe	152	152
Beverly Healthcare Batesville	Panola	130	130
Beverly Healthcare Broadmoor	Lauderdale	120	120
Beverly Healthcare Brookhaven	Lincoln	58	58
Beverly Healthcare Eason	Lee	120	120
Beverly Healthcare Eupora	Webster	119	119
Beverly Healthcare Ripley	Tippah	140	140
Beverly Healthcare Southaven	DeSoto	140	140
Beverly Healthcare Tylertown	Walthall	60	60
Billdora Nursing Home	Walthall	77	77
Biloxi Community Living Center	Harrison	240	240
Bolivar Health & Rehab Center	Bolivar	75	75
Bolivar Medical Center	Bolivar	35	35
The Boyington	Harrison	120	120
Brandon Court	Rankin	100	100
Brandon Nursing & Rehab Center	Rankin	230	230
Briar Crest Extended Care	Benton	60	60
Briar Hill Rest Home	Rankin	60	60
Brookwood Manor Nursing Center	Greene	60	60
Bruce Nursing Center	Calhoun	35	35
Calhoun County Nursing Home	Calhoun	120	120
Camellia Estates	Pike	30	30
Care Center of Aberdeen	Monroe	120	120
Care Center of Clinton	Hinds	121	121
Care Center of Laurel	Jones	130	130

Table IV Continued

Licensed Bed Capacity and Beds Set Up and Staffed  
for Nursing Facilities as of December 31, 2005

Nursing Facilities	County	Licensed Beds	Beds Set Up and Staffed
Care Center of Louisville	Winston	60	60
Carrington Nursing Center	Okfuskee	60	60
Carthage Health Care Center	LeFlore	99	99
Cedars Health Center	Lee	140	140
Chadwick Nursing & Rehab	Hinds	100	100
Choctaw County Nursing Center	Choctaw	73	60
Choctaw Residential Center	Neshoba	120	120
Claiborne County Nursing Center	Claiborne	77	77
Clarksdale Nursing Center	Coahoma	112	112
Cleveland Nursing & Rehab Center	Bolivar	120	120
Columbia Health & Rehab	Marion	119	119
ComfortCare Nursing Center	Jones	126	126
Community Place	Hinds	60	60
Compere's Nursing Home	Hinds	60	60
Copiah Living Center	Copiah	60	60
Cornerstone Health & Rehab of Corinth	Alcorn	95	95
Cottage Grove Nursing Home	Hinds	120	120
Countrybrook Living Center	Lincoln	121	121
Courtyards Community Living Center	Itawamba	66	66
Covenant Health & Rehab of Picayune	Pearl River	120	120
Covenant Health & Rehab of Vicksburg	Warren	120	120
Covington County Nursing Center	Covington	60	60
Crystal Health & Rehab of Greenwood	Leflore	110	110
Daniel Health Care	Itawamba	130	130
DeSoto Healthcare Center	DeSoto	120	120
Dixie White House Nursing Home	Harrison	60	60
Driftwood Nursing Center	Harrison	151	151
Dugan Memorial Home	Clay	60	60
Floy Dyer Manor	Chickasaw	66	66
Forest Hill Nursing Center	Hinds	87	87
Glenburney Healthcare	Adams	96	96
Glenoaks Nursing Center	George	60	60
Golden Age	Leflore	180	180
Grace Health & Rehab of Grenada	Grenada	137	137
Graceland Care Center of New Albany	Union	120	120
Graceland Care Center of Oxford	Lafayette	180	180
Graceland Care Center of Pontotoc	Pontotoc	60	60
Greenbough Nursing Center	Coahoma	66	60
Greene Rural Health Center	Greene	60	60
Grenada Living Center	Grenada	120	120

Table IV Continued

Licensed Bed Capacity and Beds Set Up and Staffed  
for Nursing Facilities as of December 31, 2005

Nursing Facilities	County	Licensed Beds	Beds Set Up and Staffed
The Grove	Marion	80	80
Guardian Angel Healthcare	Lauderdale	128	127
H.C. Watkins Memorial Hospital	Clarke	15	15
Hattiesburg Convalescent Center	Forrest	184	183
Haven Hall Healthcare Center	Lincoln	81	81
Heritage House Nursing Center	Warren	60	60
Heritage Manor Rolling Fork	Sharkey	54	54
Highland Home	Madison	120	120
Hillcrest Nursing Center	Simpson	120	120
Hilltop Manor	Neshoba	60	60
Hinds County Nursing & Rehab	Hinds	100	100
Humphreys County Nursing Center	Humphreys	60	60
Indianola Health & Rehab Center	Sunflower	75	75
Jaquith Nursing Home Adams Inn	Rankin	59	59
Jaquith Nursing Home Jaquith Inn	Rankin	87	82
Jaquith Nursing Home Jefferson Inn	Rankin	86	82
Jaquith Nursing Home Madison Inn	Rankin	85	80
Jaquith Nursing Home Monroe Hall	Rankin	88	88
Jaquith Nursing Home Washington Inn	Rankin	74	63
Jasper County Nursing Home	Jasper	110	110
Jefferson County Nursing Home	Jefferson	60	59
Jefferson Davis Community Hospital, ECF	Jeff Davis	60	60
Jones County Rest Home	Jones	122	118
Lackey Convalescent Home	Scott	20	20
Lakeland Nursing & Rehab	Hinds	105	105
Lakeside Living Center	Clarke	120	120
Lakeview Nursing Center	Harrison	105	105
The Landmark Nursing & Rehab	Prentiss	80	80
Landmark of DeSoto	DeSoto	60	60
Laurelwood Community Living Center	Jones	60	60
Lawrence County Nursing Center	Lawrence	60	60
Leake Memorial ECF	Leake	44	44
Legacy Manor Nursing & Rehab	Washington	60	60
Lexington Manor Nursing Center	Holmes	68	68
Liberty Community Living Center	Amite	80	80
Longwood Community Living Center	Prentiss	64	64
Madison County Nursing Home	Madison	95	95
Magnolia Nursing Center	Hinds	60	60
Manhattan Nursing & Rehab Center	Hinds	180	180
Martha Coker Convalescent Home	Yazoo	41	41

Table IV Continued

Licensed Bed Capacity and Beds Set Up and Staffed  
for Nursing Facilities as of December 31, 2005

Nursing Facilities	County	Licensed Beds	Beds Set Up and Staffed
McComb Extended Care	Pike	145	145
McComb Nursing & Rehab Center	Pike	140	140
Meadville Convalescent Home	Franklin	60	60
Meridian Community Living Center	Lauderdale	58	58
Methodist Specialty Care Center	Rankin	60	60
Mississippi Care Center of Alcorn County	Alcorn	125	125
Mississippi Care Center of DeKalb	Kemper	60	60
Mississippi Care Center of Greenville	Washington	116	116
Mississippi Care Center of Morton	Scott	120	120
Mississippi State Veterans Home Collins	Covington	150	150
Mississippi State Veterans Home Jackson	Hinds	150	150
Mississippi State Veterans Home Kosciusko	Attala	150	150
Mississippi State Veterans Home Oxford	Lafayette	150	150
The Myrtles Nursing Center	Marion	98	98
NMMC Baldwin Nursing Facility	Lee	107	107
Neshoba County Nursing Home	Neshoba	148	148
The Nichols Center	Madison	60	60
Noxubee County Nursing Home	Noxubee	60	60
Oak Grove Retirement Home	Bolivar	60	60
Ocean Springs Nursing Center	Jackson	115	115
Oxford Health & Rehab Center	Lamar	120	120
Pearl River County Nursing Home	Pearl River	126	126
Perry County Nursing Center	Perry	60	60
Pine Crest Guest Home	Copiah	120	120
Pine View Health Care Center	Wayne	90	90
Plaza Community Living Center	Jackson	120	120
Pleasant Hills	Hinds	120	120
Pontotoc Nursing Home	Pontotoc	44	44
Poplar Springs Nursing Center	Lauderdale	130	130
Queen City Nursing Center	Lauderdale	84	84
Quitman County Nursing Home	Quitman	60	60
Reginald P. White Nursing Facility	Lauderdale	228	226
Rest Haven Nursing Home	Tippah	60	60
Riley Healthcare	Lauderdale	82	82
River Chase Village	Jackson	60	60
River Place Nursing Center	Monroe	60	60
River Region Skilled Nursing	Warren	25	16
Riverview Nursing & Rehab Center	Leflore	120	120
Rolling Acres Retirement Center	Smith	121	121
Ruleville Nursing & Rehab Center	Sunflower	109	108

Table IV Continued

Licensed Bed Capacity and Beds Set Up and Staffed  
for Nursing Facilities as of December 31, 2005

Nursing Facilities	County	Licensed Beds	Beds Set Up and Staffed
Sardis Community Nursing Home	Panola	60	60
Senatobia Convalescent Center	Tate	120	120
Shady Lawn Nursing Home	Warren	100	100
Shearer Richardson Memorial Nursing Home	Chickasaw	73	73
Shelby Nursing & Rehab	Bolivar	60	60
Silver Cross Home	Lincoln	60	60
Singing River Rehab & Nursing	Jackson	160	160
St Catherine's Village Siena Center	Madison	120	120
Starkville Manor Healthcare	Oktoberfest	119	119
Stone County Nursing & Rehab	Stone	59	59
Sunplex Subacute Center	Jackson	73	73
Sunshine Health Care	Pontotoc	60	60
Tallahatchie General Hospital	Tallahatchie	68	68
Tippah County Nursing Home	Tippah	40	40
Tishomingo Community Living Center	Tishomingo	73	73
Tishomingo Manor	Tishomingo	105	105
Trace Haven Health & Rehab	Adams	58	58
Trinity Healthcare Center	Lowndes	60	60
Trinity Mission Health & Rehab	Hinds	145	145
Trinity Mission Health & Rehab of Great Oaks	Marshall	60	60
Trinity Mission Health & Rehab of Holly Springs	Marshall	120	120
Tunica Nursing Home	Tunica	60	60
Tupelo Nursing & Rehab Center	Lee	120	120
Union County Health & Rehab	Union	60	60
University Hospital Nursing Center	Holmes	80	80
Vaiden Community Living Center	Carroll	60	60
Vicksburg Convalescent Home	Warren	100	100
Vineyard Court Nursing Center	Lowndes	60	60
Walter B. Crook Nursing Facility	Sunflower	60	60
Washington Care Center	Washington	60	60
Webster Health Services	Webster	36	35
West Point Community Living Center	Clay	120	118
Whitfield Nursing Home	Alcorn	44	44
Wilkinson County Nursing Center	Wilkinson	105	105
Willow Creek Retirement Center	Hinds	88	88
Windham House of Hattiesburg	Lamar	60	60
The Windsor Place Nursing & Rehab	Lowndes	140	140
Winona Manor Nursing Home	Montgomery	120	120
Winston County Nursing Home	Winston	120	120
Woodland Village Nursing Center	Hancock	132	132
Yalobusha County Nursing Home	Yalobusha	120	120
Yazoo City Health & Rehab Center	Yazoo	180	180



Table V

2005 Nursing Facility Licensed Beds, Occupancy Rates  
and Average Daily Census

Nursing Facility	Licensed Beds	Occupancy Rate	ADC
Total	18,888	87.40	16,550.04
Adams County	259	87.87	227.57
Adams County Nursing Center	105	96.33	101.15
Glenburney Healthcare	96	76.52	73.46
Trace Haven Health & Rehab	58	91.31	52.96
Alcorn County	264	91.96	242.78
Cornerstone Health & Rehab of Corinth	95	89.21	84.75
Mississippi Care Center of Alcorn County	125	93.01	116.27
Whitfield Nursing Home	44	94.91	41.76
Amite County			
Liberty Community Living Center	80	98.09	78.47
Attala County	270	90.48	244.30
Attala County Nursing Center	120	89.80	107.76
Mississippi State Veterans Home Kosciusko	150	91.03	136.54
Benton County			
Briar Crest Extended Care	60	85.51	51.31
Bolivar County	350	85.20	298.22
Bolivar Health & Rehab Center	75	75.75	56.81
Bolivar Medical Center	35	99.09	34.68
Cleveland Nursing & Rehab Center	120	84.60	101.53
Oak Grove Retirement Home	60	82.93	49.76
Shelby Nursing & Rehab	60	92.40	55.44
Calhoun County	155	92.16	142.85
Bruce Nursing Center	35	97.80	34.23
Calhoun County Nursing Home	120	90.52	108.62
Carroll County			
Vaiden Community Living Center	60	91.87	55.12
Chickasaw County	139	93.12	129.44
Floy Dyer Manor	66	99.58	65.72
Shearer Richardson Memorial Nursing Home	73	87.28	63.72

Table V Continued

2005 Nursing Facility Licensed Beds, Occupancy Rates  
and Average Daily Census

Nursing Facility	Licensed Beds	Occupancy Rate	ADC
Choctaw County Choctaw County Nursing Center	73	72.46	52.90
Claiborne County Claiborne County Nursing Center	77	83.34	64.17
Clarke County H.C. Watkins Memorial Hospital Lakeside Living Center	135 15 120	98.27 94.21 98.77	132.65 14.13 118.52
Clay County Dugan Memorial Home West Point Community Living Center	180 60 120	74.73 96.32 63.93	134.51 57.79 76.72
Coahoma County Clarksdale Nursing Center Greenbough Nursing Center	178 112 66	85.31 81.47 82.42	151.86 97.46 54.40
Copiah County Copiah Living Center Pine Crest Guest Home	180 60 120	90.27 95.94 87.43	162.49 57.57 104.92
Covington County Covington County Nursing Center Mississippi State Veterans Home Collins	210 60 150	84.84 94.96 80.80	178.17 56.98 121.19
DeSoto County Beverly Healthcare Southaven DeSoto Healthcare Center Landmark of DeSoto	320 140 120 60	94.37 97.47 91.65 92.58	301.99 136.46 109.98 55.55
Forrest County Bedford Care Center of Hattiesburg Bedford Care Center Monroe Hall Bedford Care Center of Petal Hattiesburg Convalescent Center	496 162 90 60 184	90.28 83.03 91.44 95.93 94.24	447.78 134.51 82.30 57.56 173.41
Franklin County Meadville Convalescent Home	60	97.35	58.41

Table V Continued

2005 Nursing Facility Licensed Beds, Occupancy Rates  
and Average Daily Census

Nursing Facility	Licensed Beds	Occupancy Rate	ADC
George County Glenoaks Nursing Center	60	92.94	55.76
Greene County Brookwood Manor Nursing Center	120	89.66	107.59
Greene Rural Health Center	60	83.75	50.25
	60	95.57	57.34
Grenada County Grace Health & Rehab of Grenad	257	88.84	228.31
Grenada Living Center	137	84.42	115.65
	120	93.88	112.66
Hancock County Woodland Village Nursing Center	132	95.15	125.60
Harrison County Biloxi Community Living Center	676	77.15	521.55
The Boyington	240	53.88	129.32
Dixie White House Nursing Home	120	86.68	104.02
Driftwood Nursing Center	60	97.51	58.50
Lakeview Nursing Center	151	86.84	131.12
	105	93.90	98.59
Hinds County Belhaven Nursing Center	1,556	89.78	1,397.01
Care Center of Clinton	60	90.73	54.44
Chadwick Nursing & Rehab	121	95.08	115.05
Community Place	100	96.74	96.74
Compere's Nursing Home	60	93.04	55.82
Cottage Grove Nursing Home	60	97.50	58.50
Forest Hill Nursing Center	120	72.45	86.93
Hinds County Nursing & Rehab	87	92.98	80.89
Lakeland Nursing & Rehab	100	80.16	82.66
Magnolia Nursing Center	105	97.90	102.79
Manhattan Nursing & Rehab Center	60	93.85	56.31
Mississippi State Veterans Home Jackson	180	97.46	175.42
Pleasant Hills	150	81.09	121.64
Trinity Mission Health & Rehab	120	74.33	89.20
Willow Creek Retirement Center	145	93.14	135.06
	88	97.22	85.56

Table V Continued

2005 Nursing Facility Licensed Beds, Occupancy Rates  
and Average Daily Census

Nursing Facility	Licensed Beds	Occupancy Rate	ADC
Holmes County	148	92.89	137.47
Lexington Manor Nursing Center	68	95.07	64.65
University Hospital Nursing Center	80	91.03	72.82
Humphreys County			
Humphreys County Nursing Center	60	87.80	52.68
Itawamba County	196	92.26	180.83
Courtyards Community Living Center	66	85.35	56.33
Daniel Health Care	130	95.77	124.50
Jackson County	528	84.01	443.61
Ocean Springs Nursing Center	115	87.86	101.04
Plaza Community Living Center	120	92.13	110.56
River Chase Village	60	77.98	46.79
Singing River Rehab & Nursing	160	71.20	113.92
Sunplex Subacute Center	73	97.67	71.30
Jasper County			
Jasper County Nursing Home	110	98.96	108.86
Jefferson County			
Jefferson County Nursing Home	60	87.86	52.72
Jeff Davis County			
Jefferson Davis Community Hospital, ECF	60	98.67	59.20
Jones County	438	90.72	286.66
Care Center of Laurel	130	85.42	111.04
ComfortCare Nursing Center	126	99.10	124.87
Jones County Rest Home	122	N/A	N/A
Laurelwood Community Living Center	60	84.58	50.75
Kemper County			
Mississippi Care Center of Dekalb	60	97.69	58.61
Lafayette County	330	90.62	299.05
Graceland Care Center of Oxford	180	90.61	163.10
Mississippi State Veterans Home Oxford	150	90.64	135.95

Table V Continued

2005 Nursing Facility Licensed Beds, Occupancy Rates  
and Average Daily Census

Nursing Facility	Licensed Beds	Occupancy Rate	ADC
Lamar County	180	81.69	147.03
Oxford Health & Rehab Center	120	78.44	94.12
Windham House of Hattiesburg	60	88.19	52.91
Lauderdale County	830	81.54	676.79
Beverly Healthcare Broadmoor	120	98.16	117.79
Guardian Angel Healthcare	128	82.87	106.07
Meridian Community Living Center	58	86.84	50.37
Poplar Springs Nursing Center	130	44.09	51.98
Queen City Nursing Center	84	99.65	83.71
Riley Healthcare	82	94.31	77.33
Reginald P. White Nursing Facility	228	83.13	189.54
Lawrence County			
Lawrence County Nursing Center	60	95.63	57.38
Leake County	143	87.56	125.22
Carthage Health Care Center	99	82.18	81.36
Leake Memorial ECF	44	99.68	43.86
Lee County	487	97.19	473.32
Beverly Healthcare Eason	120	97.67	117.21
Cedars Health Center	140	98.64	138.10
NMMC Baldwin Nursing Facility	107	97.86	104.71
Tupelo Nursing & Rehab Center	120	94.42	113.30
Leflore County	410	84.73	347.40
Crystal Health & Rehab of Greenwood	110	76.67	84.33
Golden Age	180	97.30	175.14
Riverview Nursing & Rehab Center	120	73.28	87.93
Lincoln County	320	92.83	297.04
Beverly Healthcare Brookhaven	58	98.33	57.03
Countrybrook Living Center	121	93.09	112.64
Haven Hall Healthcare Center	81	91.72	74.29
Silver Cross Home	60	88.47	53.08

Table V Continued

2005 Nursing Facility Licensed Beds, Occupancy Rates  
and Average Daily Census

Nursing Facility	Licensed Beds	Occupancy Rate	ADC
Lowndes County	380	88.12	334.86
Aurora Australis Lodge	120	80.00	96.00
The Windsor Place Nursing & Rehab Center	140	95.00	133.00
Trinity Healthcare Center	60	97.68	58.61
Vineyard Court Nursing Center	60	78.76	47.25
Madison County	455	95.32	433.74
The Arbor	60	93.76	56.26
Highland Home	120	94.94	113.93
Madison County Nursing Home	95	97.52	92.65
The Nichols Center	60	93.27	55.96
St Catherine's Village Siena Center	120	95.79	114.94
Marion County	297	92.55	274.87
Columbia Health & Rehab	119	89.70	106.74
The Grove	80	94.40	75.52
The Myrtles Nursing Center	98	94.50	92.61
Marshall County	180	77.00	149.66
Trinity Mission Health & Rehab of Great Oaks	60	58.59	35.15
Trinity Mission Health & Rehab of Holly Springs	120	95.42	114.51
Monroe County	332	87.18	289.46
Beverly Healthcare Amory	152	93.43	142.01
Care Center of Aberdeen	120	77.62	93.15
River Place Nursing Center	60	90.50	54.30
Montgomery County			
Winona Manor Nursing Home	120	97.13	116.56
Neshoba County	328	98.06	321.63
Choctaw Residential Center	120	97.31	116.77
Hilltop Manor	60	96.88	58.13
Neshoba County Nursing Home	148	99.14	146.73
Newton County			
Bedford Care Center of Newton	120	94.22	113.07
Noxubee County			
Noxubee County Nursing Home	60	93.14	55.88

Table V Continued

2005 Nursing Facility Licensed Beds, Occupancy Rates  
and Average Daily Census

Nursing Facility	Licensed Beds	Occupancy Rate	ADC
Oktober County	179	84.75	151.70
Carrington Nursing Center	60	83.86	50.32
Starkville Manor Healthcare	119	85.19	101.38
Panola County	190	93.03	176.76
Beverly Healthcare Batesville	130	94.09	122.32
Sardis Community Nursing Home	60	90.73	54.44
Pearl River County	246	72.60	178.62
Covenant Health & Rehab of Picayune	120	72.31	86.77
Pearl River County Nursing Home	126	72.90	91.85
Perry County			
Perry County Nursing Center	60	95.82	57.49
Pike County	315	92.91	292.68
Camellia Estates	30	92.66	27.80
McComb Nursing & Rehab Center	140	95.47	133.66
McComb Extended Care	145	90.50	131.22
Pontotoc County	164	97.00	159.08
Graceland Care Center of Pontotoc	60	96.13	57.68
Pontotoc Nursing Home	44	99.54	43.80
Sunshine Health Care	60	96.00	57.60
Prentiss County	144	79.08	113.88
The Landmark Nursing & Rehab	80	97.82	78.26
Longwood Community Living Center	64	55.66	35.62
Quitman County			
Quitman County Nursing Home	60	97.94	58.77

Table V Continued

2005 Nursing Facility Licensed Beds, Occupancy Rates  
and Average Daily Census

Nursing Facility	Licensed Beds	Occupancy Rate	ADC
Rankin County	929	89.55	831.91
Brandon Court	100	93.18	93.18
Brandon Nursing & Rehab Center	230	95.17	218.89
Briar Hill Rest Home	60	99.35	59.61
Jaquith Nursing Home Adams Inn	59	94.31	55.64
Jaquith Nursing Home Jaquith Inn	87	82.70	71.95
Jaquith Nursing Home Jefferson Inn	86	93.37	80.30
Jaquith Nursing Home Madison Inn	85	89.08	75.72
Jaquith Nursing Home Monroe Hall	88	91.05	80.12
Jaquith Nursing Home Washington Inn	74	68.49	50.68
Methodist Specialty Care Center	60	76.36	45.82
Scott County	140	86.17	137.27
Lackey Convalescent Home	20	73.82	19.05
Mississippi Care Center of Morton	120	98.52	118.22
Sharkey County			
Heritage Manor Rolling Fork	54	89.55	48.36
Simpson County	180	93.04	167.47
Bedford Care Center of Mendenhall	60	91.82	55.09
Hillcrest Nursing Center	120	93.65	112.38
Smith County			
Rolling Acres Retirement Center	121	83.83	101.44
Stone County	208	51.31	106.72
Azalea Gardens Nursing Center	149	52.48	78.19
Stone County Nursing & Rehab	59	48.36	28.53
Sunflower County	244	81.57	199.03
Indianola Health & Rehab Center	75	87.97	65.98
Ruleville Nursing & Rehab Center	109	67.35	73.41
Walter B. Crook Nursing Facility	60	99.40	59.64
Tallahatchie County			
Tallahatchie General Hospital	68	93.69	63.71
Tate County			
Senatobia Convalescent Center	120	94.89	113.87



Table V Continued

2005 Nursing Facility Licensed Beds, Occupancy Rates  
and Average Daily Census

Nursing Facility	Licensed Beds	Occupancy Rate	ADC
Tippah County	240	92.76	222.63
Beverly Healthcare Ripley	140	92.76	129.86
Rest Haven Nursing Home	60	88.29	52.98
Tippah County Nursing Home	40	99.47	39.79
Tishomingo County	178	90.06	160.31
Tishomingo Community Living Center	73	90.43	66.02
Tishomingo Manor	105	89.80	94.29
Tunica County			
Tunica Nursing Home	60	84.25	50.55
Union County	180	80.88	151.48
Graceland Care Center of New Albany	120	90.69	108.83
Union County Health & Rehab	60	71.08	42.65
Walshall County	137	96.77	132.56
Beverly Healthcare Tylertown	60	98.19	58.91
Billdora Nursing Home	77	95.65	73.65
Warren County	405	81.55	354.13
Covenant Health & Rehab of Vicksburg	120	86.71	104.05
Heritage House Nursing Center	60	97.14	58.28
River Region Skilled Nursing	25	43.96	11.86
Shady Lawn Nursing Home	100	84.76	84.76
Vicksburg Convalescent Home	100	95.18	95.18
Washington County	356	74.55	277.49
Arnold Avenue Nursing Home	60	77.58	46.55
Autumn Leaves Nursing Home	60	77.44	46.47
Legacy Manor Nursing & Rehab	60	89.70	53.82
Mississippi Care Center of Greenville	116	96.14	111.52
Washington Care Center	60	31.88	19.13
Wayne County			
Pine View Health Care Center	90	95.16	85.64
Webster County	155	96.91	150.21
Beverly Healthcare Eupora	119	96.89	115.30
Webster Health Services	36	96.97	34.91

Table V Continued

2005 Nursing Facility Licensed Beds, Occupancy Rates  
and Average Daily Census

Nursing Facility	Licensed Beds	Occupancy Rate	ADC
Wilkinson County Wilkinson County Nursing Center	105	69.38	72.84
Winston County Care Center of Louisville	180 60	91.22 95.30	164.20 57.18
Winston County Nursing Home	120	89.19	107.02
Yalobusha County Yalobusha County Nursing Home	120	65.83	78.99
Yazoo County Martha Coker Convalescent Home	221 41	93.14 97.02	205.84 39.78
Yazoo City Health & Rehab Center	180	92.26	166.06

Table VI

Nursing Facility Bed Count by County and Type of Accommodation  
as of December 31, 2005

County	Total Licensed Beds	Beds Set Up And Staffed	Private	Semi-Private	Ward
<b>Total</b>	<b>18,888</b>	<b>18,818</b>	<b>2,942</b>	<b>14,460</b>	<b>1,416</b>
Adams	259	259	13	220	26
Alcorn	264	264	36	228	0
Amite	80	80	0	80	0
Attala	270	270	16	242	12
Benton	60	60	4	56	0
Bolivar	350	350	50	246	54
Calhoun	155	155	31	124	0
Carroll	60	60	0	60	0
Chickasaw	139	139	75	64	0
Choctaw	73	60	36	24	0
Claiborne	77	77	3	74	0
Clarke	135	135	21	114	0
Clay	180	178	26	152	0
Coahoma	178	172	8	164	0
Copiah	180	180	22	158	0
Covington	210	210	16	182	12
DeSoto	320	320	42	278	0
Forrest	496	495	57	378	60
Franklin	60	60	12	48	0
George	60	60	4	56	0
Greene	120	120	42	78	0
Grenada	257	257	11	186	60
Hancock	132	132	6	126	0
Harrison	676	676	53	488	135
Hinds	1,556	1,556	185	1,210	161
Holmes	148	148	8	140	0
Humphreys	60	60	2	58	0
Issaquena	0	0	0	0	0
Itawamba	196	196	18	178	0
Jackson	528	528	76	428	24
Jasper	110	110	58	46	6
Jefferson	60	59	9	50	0
Jeff Davis	60	60	28	32	0
Jones	438	434	14	404	16
Kemper	60	60	4	56	0
Lafayette	330	330	28	290	12
Lamar	180	180	30	150	0
Lauderdale	830	827	91	538	198
Lawrence	60	60	10	50	0
Leake	143	143	43	100	0

Table VI Continued

Nursing Facility Bed Count by County and Type of Accommodation  
as of December 31, 2005

County	Total Licensed Beds	Beds Set Up And Staffed	Private	Semi-Private	Ward
Lee	487	487	170	278	39
Leflore	410	410	70	316	24
Lincoln	320	320	22	298	0
Lowndes	380	380	50	306	24
Madison	455	455	181	274	0
Marion	297	297	51	228	18
Marshall	180	180	10	170	0
Monroe	332	332	13	310	9
Montgomery	120	120	40	80	0
Neshoba	328	328	134	194	0
Newton	120	120	4	116	0
Noxubee	60	60	4	56	0
Okfuskee	179	179	9	170	0
Panola	190	190	49	102	39
Pearl River	246	246	56	190	0
Perry	60	60	8	52	0
Pike	315	315	41	274	0
Pontotoc	164	164	46	118	0
Prentiss	144	144	3	138	3
Quitman	60	60	2	58	0
Rankin	929	904	155	394	355
Scott	140	140	13	124	3
Sharkey	54	54	4	50	0
Simpson	180	180	6	174	0
Smith	121	121	7	114	0
Stone	208	204	12	172	20
Sunflower	244	243	71	172	0
Tallahatchie	68	68	64	4	0
Tate	120	120	6	114	0
Tippah	240	240	38	202	0
Tishomingo	178	178	91	78	9
Tunica	60	60	2	58	0
Union	180	180	6	170	4
Walthall	137	137	7	130	0
Warren	405	396	43	298	55
Washington	356	356	92	252	12
Wayne	90	90	4	86	0
Webster	155	154	44	110	0
Wilkinson	105	105	9	96	0
Winston	180	180	60	120	0
Yalobusha	120	120	42	78	0
Yazoo	221	221	15	180	26

Table VII

Nursing Facility Bed Count and Percentage Distribution  
by Type of Accommodation as of December 31, 2005

	Total	Percent
Licensed Bed Capacity	18,888	100.0
Total Beds Set Up	18,818	99.6
Private	2,942	15.6
Semi-private	14,460	76.8
Ward	1,416	7.5

Table VIII

Nursing Facilities by Bed Size  
as of December 31, 2005

	Total	Percent
Total	200	100.0
<60	18	9.0
60 to 119	110	55.0
120 to 179	64	32.0
180 to 239	7	3.5
>= 240	1	0.5

Table IX

Nursing Facilities by Bed Size and County  
as of December 31, 2005

	<60	60 to 119	120 to 179	180 to 239	240 & UP	Total
<b>Total</b>	<b>18</b>	<b>110</b>	<b>64</b>	<b>7</b>	<b>1</b>	<b>200</b>
Adams	1	2	0	0	0	3
Alcorn	1	1	1	0	0	3
Amite	0	1	0	0	0	1
Attala	0	0	2	0	0	2
Benton	0	1	0	0	0	1
Bolivar	1	3	1	0	0	5
Calhoun	1	0	1	0	0	2
Carroll	0	1	0	0	0	1
Chickasaw	0	2	0	0	0	2
Choctaw	0	1	0	0	0	1
Clai borne	0	1	0	0	0	1
Clarke	1	0	1	0	0	2
Clay	0	1	1	0	0	2
Coahoma	0	2	0	0	0	2
Copi ah	0	1	1	0	0	2
Covington	0	1	1	0	0	2
DeSoto	0	1	2	0	0	3
Forrest	0	2	1	1	0	4
Franklin	0	1	0	0	0	1
George	0	1	0	0	0	1
Greene	0	2	0	0	0	2
Grenada	0	0	2	0	0	2
Hancock	0	0	1	0	0	1
Harrison	0	2	2	0	1	5
Hinds	0	9	5	1	0	15
Holmes	0	2	0	0	0	2
Humphreys	0	1	0	0	0	1
Itawamba	0	1	1	0	0	2
Jackson	0	3	2	0	0	5
Jasper	0	1	0	0	0	1
Jefferson	0	1	0	0	0	1
Jeff Davis	0	1	0	0	0	1
Jones	0	1	3	0	0	4
Kemper	0	1	0	0	0	1
Lafayette	0	0	1	1	0	2
Lamar	0	1	1	0	0	2
Lauderdale	1	2	3	1	0	7
Lawrence	0	1	0	0	0	1
Leake	1	1	0	0	0	2
Lee	0	1	3	0	0	4
Leflore	0	1	1	1	0	3
Lincoln	1	2	1	0	0	4

Table IX Continued

Nursing Facilities by Bed Size and County  
as of December 31, 2005

	<60	60 to 119	120 to 179	180 to 239	240 & UP	Total
Lowndes	0	2	2	0	0	4
Madison	0	3	2	0	0	5
Marion	0	3	0	0	0	3
Marshall	0	1	1	0	0	2
Monroe	0	1	2	0	0	3
Montgomery	0	0	1	0	0	1
Neshoba	0	1	2	0	0	3
Newton	0	0	1	0	0	1
Noxubee	0	1	0	0	0	1
Oktibbeha	0	2	0	0	0	2
Panola	0	1	1	0	0	2
Pearl River	0	0	2	0	0	2
Perry	0	1	0	0	0	1
Pike	1	0	2	0	0	3
Pontotoc	1	2	0	0	0	3
Prentiss	0	2	0	0	0	2
Quitman	0	1	0	0	0	1
Rankin	1	8	0	1	0	10
Scott	1	0	1	0	0	2
Sharkey	1	0	0	0	0	1
Simpson	0	1	1	0	0	2
Smith	0	0	1	0	0	1
Stone	1	0	1	0	0	2
Sunflower	0	3	0	0	0	3
Tallahatchie	0	1	0	0	0	1
Tate	0	0	1	0	0	1
Tippah	1	1	1	0	0	3
Tishomingo	0	2	0	0	0	2
Tunica	0	1	0	0	0	1
Union	0	1	1	0	0	2
Walthall	0	2	0	0	0	2
Warren	1	3	1	0	0	5
Washington	0	5	0	0	0	5
Wayne	0	1	0	0	0	1
Webster	1	1	0	0	0	2
Wilkinson	0	1	0	0	0	1
Winston	0	1	1	0	0	2
Yalobusha	0	0	1	0	0	1
Yazoo	1	0	0	1	0	2

Table X  
 Patients Served During 2005  
 in Nursing Facilities by Age Group and Sex

<u>Age</u>	<u>Total</u>	<u>Percent</u>
<b>Total</b>	<b>32,023</b>	<b>100.0</b>
<18	10	0.0
18-44	575	1.8
45-64	3,449	10.8
65-74	5,303	16.6
75-84	11,364	35.5
>=85	11,322	35.4
-----		
Sex	32,023	100.0
Male	10,541	32.9
Female	21,482	67.1



Table XI

## Number of Nursing Facility Patients by Sex in 2005

	Total	Male	Female
<b>Total Patients December 31, 2004</b>	<b>16,634</b>	<b>4,902</b>	<b>11,732</b>
New Admissions 2005	15,389	5,639	9,750
Live Discharges	10,881	4,054	6,827
Deaths	4,235	1,462	2,773
<b>Total Patients December 31, 2005</b>	<b>16,907</b>	<b>5,025</b>	<b>11,882</b>

Table XII

Ambulation Status of Patients in Nursing Facilities  
as of December 31, 2005 and Total Days of Patient Care During 2005

	Total	Percent
<b>Total Patients</b>	<b>16,907</b>	<b>100.0</b>
Ambulant Patients	7,368	43.6
Non-ambulant Patients	9,539	56.4
Total Patient Days	6,025,420	

Table XIII  
2005 Nursing Facility Admissions

	Total	Percent
<b>Total</b>	<b>15,389</b>	<b>100.0</b>
Hospital	11,339	73.7
Another Nursing Facility	1,450	9.4
Own or Relative's Home	2,037	13.3
Other	563	3.7

Table XIV  
2005 Nursing Home Admissions by Fee Source

	Total	Percent
<b>Total</b>	<b>15,389</b>	<b>100.0</b>
Medicare	10,138	65.9
Medicaid	3,389	22.0
Patients and/or Relatives	1,176	7.6
VA Sponsored	106	0.7
Welfare Only	0	0.0
Welfare and Other Sources	7	0.0
All Other Sources	573	3.7

Table XV

Destination of Patients Discharged  
from Nursing Facilities During 2005

	Total	Percent
<b>Total</b>	<b>15,116</b>	<b>100.0</b>
Deaths	4,235	28.0
Live Discharges	10,881	72.0
Returned to Own or Relatives Home	4,381	40.3
Transferred to Hospital	4,588	42.2
Transferred to Another Nursing Home	1,602	14.7
All Others	310	2.8

Table XVI

## Selected Skilled Nursing Facility Data

	Patient Days	Total Admissions	Total Patients Served
<b>Total</b>	<b>6,025,420</b>	<b>15,389</b>	<b>32,023</b>
Adams	83,064	233	450
Alcorn	88,616	417	664
Amite	28,642	48	124
Attala	89,168	205	456
Benton	18,727	30	82
Bolivar	108,849	184	493
Calhoun	52,142	73	217
Carroll	20,120	58	108
Chickasaw	47,244	58	186
Choctaw	19,308	32	84
Claiborne	23,423	47	113
Clarke	48,419	63	196
Clay	49,095	131	258
Coahoma	55,428	107	268
Copiah	59,306	112	265
Covington	65,032	97	296
DeSoto	110,225	499	798
Forrest	163,437	394	856
Franklin	21,319	23	80
George	20,354	55	111
Greene	39,271	83	188
Grenada	83,332	200	435
Hancock	45,845	151	272
Harrison	190,366	877	1,370
Hinds	509,915	1,433	2,887
Holmes	50,177	71	209
Humphreys	19,229	39	92
Itawamba	66,004	316	488
Jackson	161,913	879	1,306
Jasper	39,734	30	137
Jefferson	19,242	33	83
Jeff Davis	21,608	22	81
Jones	104,632	342	746
Kemper	21,394	27	86
Lafayette	109,154	184	495
Lamar	53,668	195	335
Lauderdale	247,032	512	1,211
Lawrence	20,944	50	105
Leake	45,704	83	225
Lee	172,760	443	911
Leflore	126,805	175	534
Lincoln	108,421	295	598

Table XVI Continued

## Selected Skilled Nursing Facility Data

	Patient Days	Total Admissions	Total Patients Served
Lowndes	122,228	300	625
Madi son	158,316	376	803
Mari on	100,330	199	469
Marshall	53,536	237	354
Monroe	105,651	248	536
Montgomery	42,545	55	174
Neshoba	117,393	131	457
Newton	41,269	58	173
Noxubee	20,398	19	73
Okti bbeha	55,369	180	315
Panol a	64,517	163	345
Pearl River	57,216	166	359
Perry	20,985	43	98
Pi ke	106,828	438	727
Pontotoc	58,063	74	237
Prenti ss	41,567	74	217
Qui tman	21,450	13	72
Ranki n	303,649	615	1,405
Scott	50,106	60	199
Sharkey	17,651	12	62
Si mpson	61,125	124	287
Smi th	37,025	83	183
Stone	38,955	190	290
Sunfl ower	72,645	215	414
Tal lahatchi e	23,254	23	91
Tate	41,564	67	184
Ti ppah	81,256	193	409
Ti shomi ngo	58,513	107	272
Tuni ca	18,450	26	84
Uni on	51,452	169	283
Wal thal l	48,386	57	191
Warren	129,255	641	990
Washi ngton	98,832	237	509
Wayne	31,259	39	123
Webster	54,827	118	271
Wi lki nson	26,588	61	135
Wi nston	59,935	92	255
Yal obusha	28,833	55	128
Yazoo	75,131	125	325

Table XVII

ICF/MR Bed Count, Patient Census, Patients Served, and New Admissions  
as of December 31, 2005

	2003	2004	2005
Counties with ICF/MRs on December 31	9	9	9
ICF/MRs on December 31:	13	13	13
Bed Count on December 31:	2,709	2,724	2,724
Patients on December 31:	2,651	2,652	2,683
Patients Served During the Year:	2,984	2,946	2,983
New Admissions During the Year:	400	295	331
Live Discharges During the Year:	286	246	300
Deaths During the Year:	47	48	35
Patient Days During the Year:	956,344	968,455	976,771

Appendix B has data for 1961-2002

Table XVIII

ICF/MR Ownership and Percentage Distribution  
by Number of Homes and Licensed Beds as of December 31, 2005

	ICF/MR		Licensed Beds	
	Number	Percent	Number	Percent
<b>Total</b>	<b>13</b>	<b>100.00</b>	<b>2,724</b>	<b>100.00</b>
Proprietary	6	46.15	866	31.79
Nonprofit	1	7.69	415	15.23
Public	5	38.46	973	35.72
Public Leased	1	7.69	470	17.25

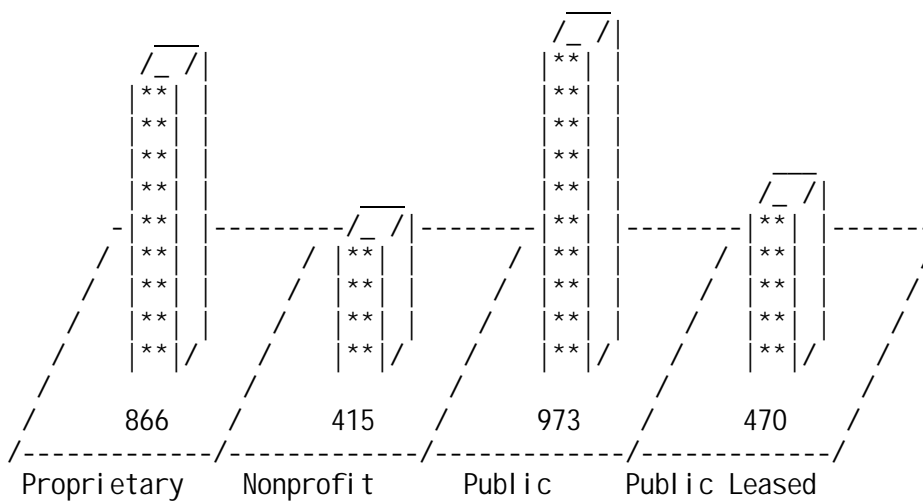
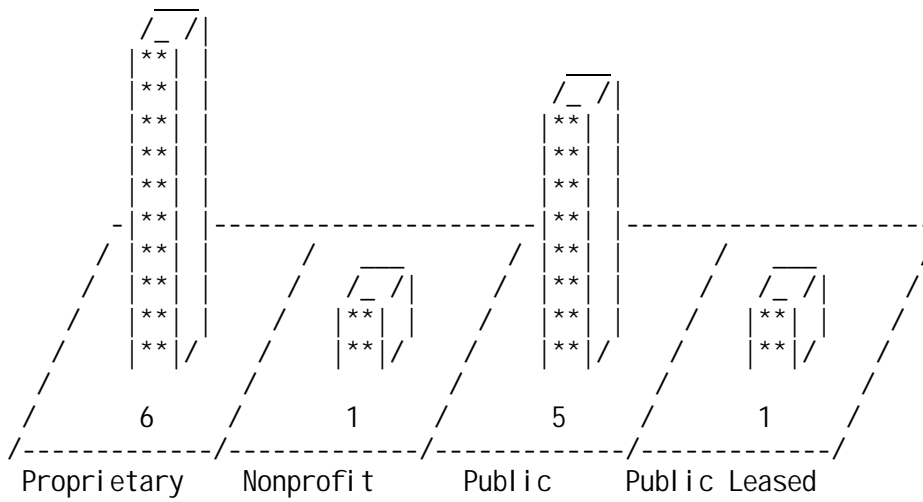


Table XIX

ICF/MR Employees and Percentage Distribution  
By Title and Whether Full-Time or Part-Time as of December 31, 2005

Employees by Type	Total		Full-Time		Part-Time	
	Number	Percent	Number	Percent	Number	Percent
<b>Total</b>	<b>4,618</b>	<b>100.0</b>	<b>4,450</b>	<b>100.0</b>	<b>168</b>	<b>100.0</b>
Administrator	103	2.2	102	2.3	1	0.6
Clerical	152	3.3	146	3.3	6	3.6
R. N.	106	2.3	102	2.3	4	2.4
L. P. N.	259	5.6	246	5.5	13	7.7
Aide, Orderly	2,495	54.0	2,435	54.7	60	35.7
Maid, Housekeeper	109	2.4	98	2.2	11	6.5
Laundry Worker	69	1.5	40	0.9	29	17.3
Dietitian (ADA)	21	0.5	14	0.3	7	4.2
Food Service Supervisor	17	0.4	17	0.4	0	0.0
Cook, Other Food Worker	163	3.5	151	3.4	12	7.1
Physical Therapist	17	0.4	7	0.2	10	6.0
Pharmacist	15	0.3	6	0.1	9	5.4
Other	1,092	23.6	1,086	24.4	6	3.6



Table XX

Licensed Bed Capacity and Beds Set Up and Staffed  
for ICF/MRs as of December 31, 2005

Facility	County	Licensed Beds	Beds Set Up and Staffed
<b>Total</b>		<b>2,724</b>	<b>2,740</b>
Canton Manor	Madison	132	132
Clover Circle ICF/MR	Jones	197	197
Delta Manor	Coahoma	132	132
Hillside ICF/MR	Jones	138	138
Hudspeth Regional Center*	Rankin	415	434
Lincoln Residential Center	Lincoln	140	140
Millcreek ICF/MR	Simpson	125	125
Paul D. Cotten ICF/MR	Jones	94	94
Pecan Grove ICF/MR	Jones	283	282
Rolling Hills Development Center	Oktibbeha	140	140
South Mississippi Regional Center	Harrison	260	258
W. L. Jaquith ICF/MR	Simpson	198	198
Woodlane ICF/MR	Lafayette	470	470

\*Hurricane Katrina evacuee beds included.

Table XXI

## 2005 ICF/MR Licensed Beds, Occupancy Rates and Average Daily Census

Facility	Licensed Beds	Occupancy Rate	ADC
<b>Total</b>	<b>2,724</b>	<b>98.24</b>	<b>2,667.67</b>
Coahoma County Delta Manor	132	99.95	131.93
Harrison County South Mississippi Regional Center	260	96.64	251.26
Jones County Clover Circle ICF/MR	712	95.28	678.36
Hillside ICF/MR	197	96.80	190.70
Paul D. Cotten ICF/MR	138	99.44	137.23
Pecan Grove ICF/MR	94	79.52	74.75
Lafayette County Woodlane ICF/MR	283	97.42	275.68
Lincoln County Lincoln Residential Center	470	99.99	469.97
Madison County Canton Manor	140	99.96	139.94
Madison County Canton Manor	132	99.90	131.87
Okfuskeba County Rolling Hills Development Center	140	100.00	140.00
Rankin County Hudspeth Regional Center	415	99.89	414.55
Simpson County Millcreek ICF/MR	323	95.94	309.79
W.L. Jaquith ICF/MR	125	100.00	125.00
	198	93.33	184.79

Table XXII

ICF/MR Bed Count by County and Type of Accommodation  
as of December 31, 2005

County	Total Licensed Beds	Beds Set Up And Staffed	Private	Semi -Private	Ward
<b>Total</b>	<b>2,724</b>	<b>2,740</b>	<b>81</b>	<b>1,664</b>	<b>995</b>
Coahoma	132	132	5	58	69
Harrison	260	258	8	250	0
Jones	712	711	20	288	403
Lafayette	470	470	2	468	0
Lincoln	140	140	7	124	9
Madison	132	132	2	64	66
Oktoberfest	140	140	7	64	69
Rankin	415	434*	17	162	255
Simpson	323	323	13	186	124

\*Includes Hurricane Katrina evacuees.

Table XXIII

ICF/MR Bed Count and Percentage Distribution  
by Type of Accommodation as of December 31, 2005

	Total	Percent
<b>Licensed Bed Capacity</b>	<b>2,724</b>	<b>100.0</b>
Total Beds Set Up	2,740	100.0
Private	81	3.0
Semi -Private	1,664	60.7
Ward	995	36.3

Table XXIV

ICF/MRs by Bed size as of December 31, 2005

Bed Size	Total	Percent
<b>Total</b>	<b>13</b>	<b>100.0</b>
<60	0	0.0
60 to 119	1	7.7
120 to 179	6	46.1
180 to 239	2	15.4
>= 240	4	30.8

Table XXV

ICF/MRs by Bed Size and County as of December 31, 2005

	< 60	60 to 119	120 to 179	180 to 239	240 & Up	Total
<b>Total</b>	<b>0</b>	<b>1</b>	<b>6</b>	<b>2</b>	<b>4</b>	<b>13</b>
Coahoma	0	0	1	0	0	1
Harrison	0	0	0	0	1	1
Jones	0	1	1	1	1	4
Lafayette	0	0	0	0	1	1
Lincoln	0	0	1	0	0	1
Madison	0	0	1	0	0	1
Okfuskee	0	0	1	0	0	1
Rankin	0	0	0	0	1	1
Simpson	0	0	1	1	0	2

Table XXVI

ICF/MR Patients Served During 2005 by Age Group and Sex

<u>Age</u>	<u>Total</u>	<u>Percent</u>
Total	2,983	100.0
<18	326	10.9
18-44	1,451	48.6
45-64	982	32.9
65-74	157	5.3
75-84	51	1.7
>=85	16	0.5
-----		
Sex	2,983	100.0
Male	1,733	58.1
Female	1,250	41.9

Table XXVII

Number of ICF/MR Patients by Sex in 2005

	Total	Male	Female
<b>Total Patients December 31, 2004</b>	<b>2,652</b>	<b>1,538</b>	<b>1,114</b>
New Admissions 2005	331	195	136
Live Discharges 2005	265	157	108
Deaths	35	24	11
<b>Total Patients December 31, 2005</b>	<b>2,683</b>	<b>1,552</b>	<b>1,131</b>

Table XXVIII

Ambulation Status of ICF/MR Patients  
as of December 31, 2005 and Total Days of Patient Care

	Total	Percent
<b>Total Patients</b>	<b>2,683</b>	<b>100.0</b>
Ambulant Patients	2,096	78.1
Non-ambulant	587	21.9
-----		
Total Patient Days	976,771	

Table XXIX  
2005 ICF/MR Admissions

	Total	Percent
<b>Total</b>	<b>331</b>	<b>100.0</b>
Hospital	29	8.8
Another Nursing Facility	56	16.9
Own or Relative's Home	155	46.8
Other	91	27.5

Table XXX  
2005 ICF/MR Admissions by Fee Source

	Total	Percent
<b>Total</b>	<b>331</b>	<b>100.0</b>
Medicare	24	7.3
Medicaid	224	67.7
Patients and/or Relatives	21	6.3
VA Sponsored	0	0.0
Welfare Only	0	0.0
Welfare and Other Sources	0	0.0
All Other Sources	62	18.7

Table XXXI

## Destination of ICF/MR Patients Discharged During 2005

	Total	Percent
<b>Total</b>	<b>300</b>	<b>100.0</b>
Deaths	35	11.7
Live Discharges	265	88.3
Returned to Own or Relatives Home	102	38.5
Transferred to Hospital	16	6.0
Transferred to Another Nursing Home	92	34.7
All Others	55	20.8

Table XXXII

## Selected 2005 ICF/MR Data by County

	Patient Days	Total Admissions	Total Patients Served
<b>Total</b>	<b>976,771</b>	<b>331</b>	<b>2,983</b>
Coahoma	48,154	13	145
Harrison	91,710	6	264
Jones	247,605	80	752
Lafayette	171,538	50	520
Lincoln	51,080	9	149
Madison	48,132	11	142
Okfuskee	54,123	15	154
Rankin	151,311	81	483
Simpson	113,118	66	374



Table XXXIII

Psychiatric Residential Treatment Facility Bed Count, Patient Census,  
Patients Served, and New Admissions as of December 31, 2005

	2003	2004	2005
Counties with Facilities on December 31:	6	7	7
Facilities on December 31:	6	7	7
Bed Count on December 31:	256	310	330
Patients on December 31:	221	247	276
Patients Served During the Year:	653	729	857
New Admissions During the Year:	475	534	611
Live Discharges During the Year:	432	482	582
Deaths During the Year:	0	0	0
Patient Days During the Year:	67,871	76,816	98,422

Appendix B has data for 2000-2002

Table XXXIV

Psychiatric Residential Treatment Facility Ownership  
and Percentage Distribution by Number of Facilities and Licensed Beds  
as of December 31, 2005

	Facilities		Licensed Beds	
	Number	Percent	Number	Percent
<b>Total</b>	<b>7</b>	<b>100.00</b>	<b>330</b>	<b>100.00</b>
Proprietary	5	71.43	238	72.12
Nonprofit	1	14.29	44	13.33
Public	1	14.29	48	14.55

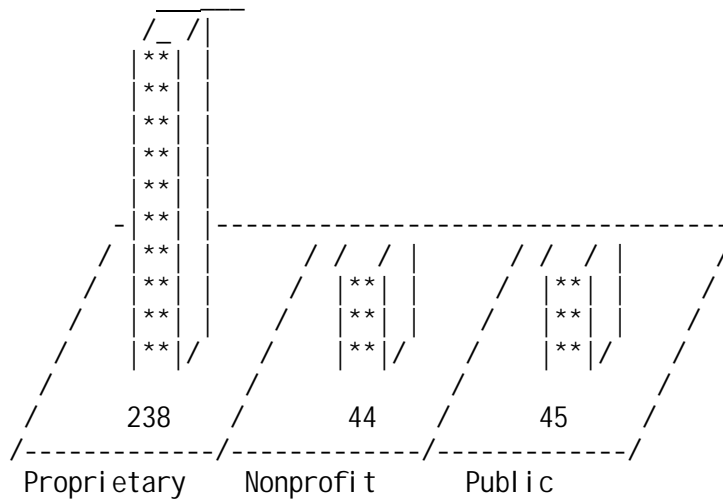
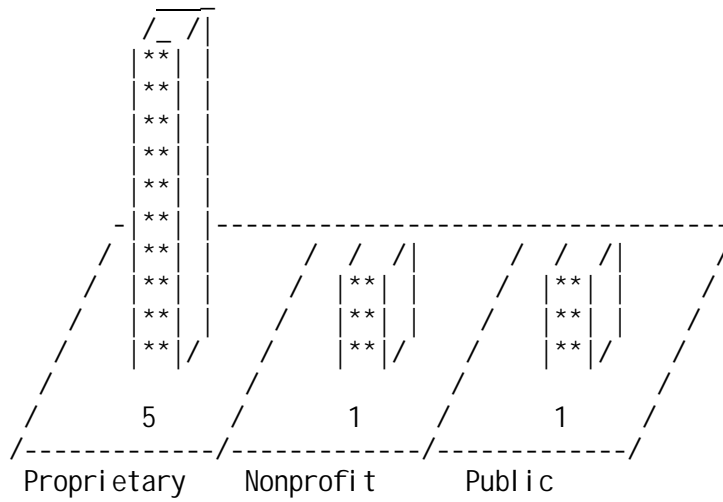


Table XXXV

Psychiatric Residential Treatment Facility Employees  
and Percentage Distribution By Title and Whether  
Full-Time or Part-Time as of December 31, 2005

Employees by Type	Total		Full-Time		Part-Time	
	Number	Percent	Number	Percent	Number	Percent
Total	747	100.0	598	100.0	149	100.0
Administrator	12	1.6	10	1.7	2	1.3
Clerical	35	4.7	32	5.4	3	2.0
R. N.	40	5.4	30	5.0	10	6.7
L. P. N.	42	5.6	36	6.0	6	4.0
Aide, Orderly	366	49.0	277	46.3	89	59.7
Maid, Housekeeper	27	3.6	21	3.5	6	4.0
Laundry Worker	2	0.3	0	0.0	2	1.3
Dietitian (ADA)	7	0.9	1	0.2	6	4.0
Food Service Supervisor	7	0.9	6	1.0	1	0.7
Cook, Other Food Worker	25	3.3	25	4.2	0	0.0
Physical Therapist	4	0.5	0	0.0	4	2.7
Pharmacist	7	0.9	2	0.3	5	3.4
Other	173	23.2	158	26.4	15	10.1

Table XXXVI

Licensed Bed Capacity and Beds Set Up and Staffed  
for Psychiatric Residential Treatment Facilities  
as of December 31, 2005

Facility	County	Licensed Beds	Beds Set Up and Staffed
<b>Total</b>		<b>330</b>	<b>330</b>
Cares Center	Hinds	44	44
The Crossings	Lauderdale	60	60
Diamond Grove Center	Winston	30	30
Millcreek Psychiatric Res/Treatment Facility	Simpson	57	57
Millcreek of Pontotoc	Pontotoc	51	51
Parkwood Behavioral Health System	DeSoto	40	40
Specialized Treatment Facility	Harrison	48	48

Table XXXVII

2005 Psychiatric Residential Treatment Facility Licensed Beds,  
Occupancy Rates and Average Daily Census

Facility	Licensed Beds	Occupancy Rate	ADC
<b>Total</b>	<b>330</b>	<b>81.71</b>	<b>269.48</b>
DeSoto County Parkwood Behavioral Health System	40	94.44	37.78
Harrison County Specialized Treatment Facility	48	25.81	12.39
Hinds County Cares Center	44	89.36	38.48
Lauderdale County The Crossings	60	91.78	53.51
Pontotoc County Millcreek of Pontotoc	51	99.75	50.87
Simpson County Millcreek Psychiatric Res/Treatment Facility	57	100.00	57.00
Winston County Diamond Grove Center	30	64.85	19.45

Table XXXVIII

Psychiatric Residential Treatment Facility Bed Count by County  
and Type of Accommodation as of December 31, 2005

County	Total Licensed Beds	Beds Set Up and Staffed	Private	Semi-Private	Ward
<b>Total</b>	<b>330</b>	<b>330</b>	<b>41</b>	<b>146</b>	<b>143</b>
DeSoto	40	40	0	0	40
Harrison	48	48	24	24	0
Hinds	44	44	0	34	10
Lauderdale	60	60	0	6	54
Pontotoc	51	51	15	0	36
Simpson	57	57	2	52	3
Winston	30	30	0	30	0

Table XXXIX

Psychiatric Residential Treatment Facility Bed Count  
and Percentage Distribution by type of Accommodation  
as of December 31, 2005

	Total	Percent
<b>Licensed Bed Capacity</b>	<b>330</b>	<b>100.0</b>
Total Beds Set Up and Staffed	330	100.0
Private	41	12.4
Semi-Private	146	44.2
Ward	143	43.3

Table XL  
 Patients Served During 2005  
 in Psychiatric Residential Treatment Facilities  
 by Age Group and Sex

Age	Total	Percent
<b>Total</b>	<b>857</b>	<b>100.0</b>
<18	823	96.0
18-44	34	4.0
45-64	0	0.0
65-74	0	0.0
75-84	0	0.0
>=85	0	0.0
Sex	857	100.0
Male	587	68.5
Female	270	31.5

Table XLI

Number of Psychiatric Residential Treatment Facility  
Patients by Sex in 2005

	Total	Male	Female
<b>Total Patients December 31, 2004</b>	<b>276</b>	<b>176</b>	<b>70</b>
New Admissions 2005	611	411	200
Live Discharges 2005	582	401	181
Deaths	0	0	0
<b>Total Patients December 31, 2005</b>	<b>276</b>	<b>186</b>	<b>89</b>

Table XLII

Ambulation Status of Patients in Psychiatric Residential  
Treatment Facilities as of December 31, 2005  
And Total Days of Patient Care During 2005

	Total	Percent
Total Patients	275	100.0
Ambulant Patients	275	100.0
Non Ambulant Patients	0	
-----		
Total Patient Days	98,422	

Table XLIII

## 2005 Psychiatric Residential Treatment Facility Admissions

	Total	Percent
<b>Total</b>	<b>611</b>	<b>100.0</b>
Hospital	310	50.7
Another Nursing Home	0	0.0
Own or Relative's Home	192	31.4
Other	109	17.8

Table XLIV

2005 Psychiatric Residential Treatment Facility  
Admissions by Fee Source

	Total	Percent
<b>Total</b>	<b>611</b>	<b>100.0</b>
Medicare	0	0.0
Medicaid	574	93.9
Patients and/or Relatives	12	2.0
VA Sponsored	0	0.0
Welfare Only	0	0.0
Welfare and Other Sources	0	0.0
All Other Sources	25	4.1



Table XLV  
 Destination of Patients Discharged  
 from Psychiatric Residential Treatment Facilities During 2005

	Total	Percent
Total	582	100.0
Deaths	0	0.0
Live Discharges	582	100.0
Returned to Own or Relatives Home	378	64.9
Transferred to Hospital	98	16.8
Transferred to Another Nursing Home	51	8.8
All Others	55	9.5

Table XLVI  
 Selected 2005 Psychiatric Residential Treatment Facility Data

	Patient Days	Total Admissions	Total Patients Served
Total	98,422	611	857
DeSoto	13,788	84	123
Harrison	4,522	12	24
Hinds	14,047	100	127
Lauderdale	19,531	106	146
Pontotoc	18,568	99	150
Simpson	20,865	113	170
Winston	7,101	97	117

Table XLVII

Personal Care Home Bed Count, Patient Census, Patients Served,  
and New admissions as of December 31, 2005

	2003	2004	2005
Counties with Nursing Facilities on December 31	56	56	57
Personal Care Homes on December 31:	180	173	175
Bed Count on December 31:	4,700	4,731	4,842
Patients on December 31:	3,473	3,582	3,761
Patients Served During the Year:	5,275	5,316	5,594
New Admissions During the Year:	1,879	1,990	2,172
Live Discharges During the Year:	1,388	1,346	1,369
Deaths During the Year:	378	388	464
Patient Days During the Year:	995,100	1,072,666	1,146,543

Appendix B has data for 1961-2002

Table XLVIII

Personal Care Home Ownership and Percentage Distribution  
by Number of Homes and Licensed Beds as of December 31, 2005

	PCH	Percent	Licensed Beds	Percent
Total	175	100.00	4,842	100.00
Proprietary	128	73.14	3,509	72.47
Nonprofit	33	18.86	842	17.39
Public	13	7.43	471	9.73
Public Leased	1	0.57	20	0.41

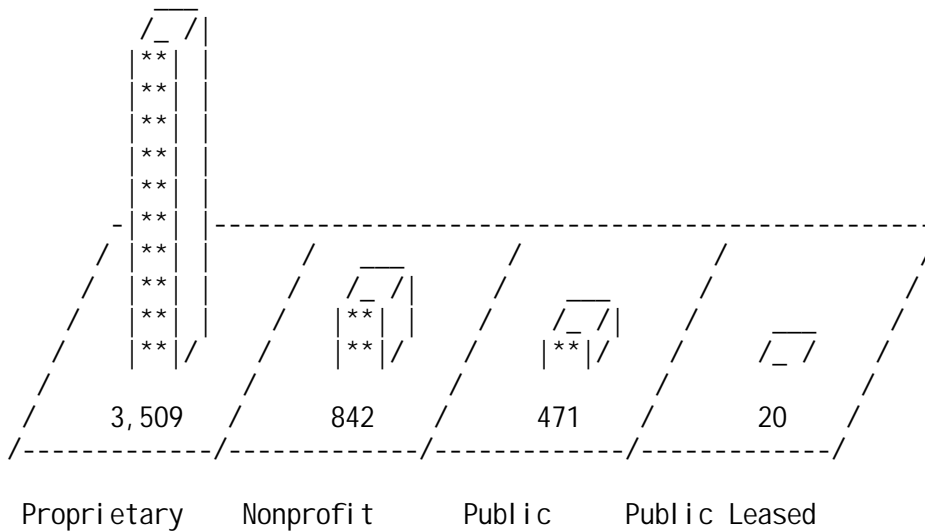
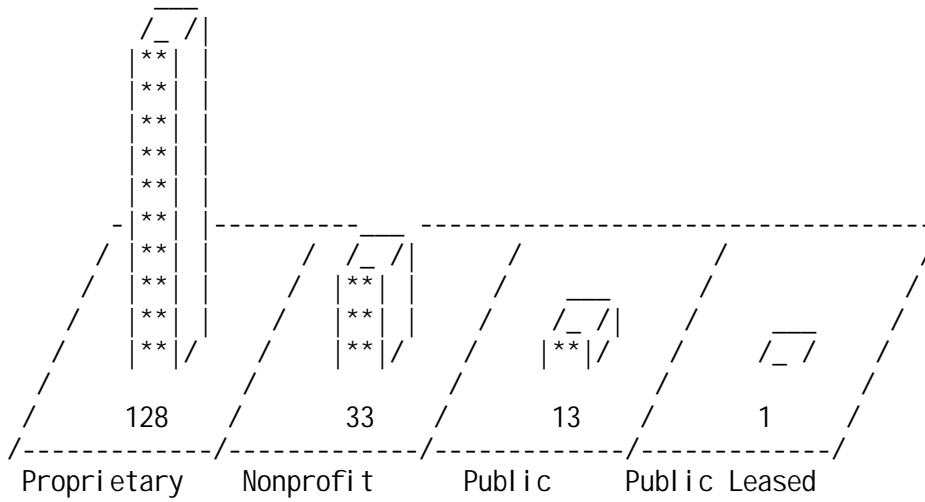


Table XLIX

Personal Care Home Employees and Percentage Distribution  
By Title and Whether Full-Time or Part-Time as of December 31, 2005

Employees by Type	Total		Full-Time		Part-Time	
	Number	Percent	Number	Percent	Number	Percent
<b>Total</b>	<b>4,022</b>	<b>100.0</b>	<b>2,910</b>	<b>100.0</b>	<b>1,112</b>	<b>100.0</b>
Administrator	204	5.1	193	6.6	11	1.0
Clerical	137	3.4	97	3.3	40	3.6
R. N.	202	5.0	149	5.1	53	4.8
L. P. N.	402	10.0	285	9.8	117	10.5
Aide, Orderly	1,836	45.6	1,339	46.0	497	44.7
Maid, Housekeeper	285	7.1	206	7.1	79	7.1
Laundry Worker	66	1.6	44	1.5	22	2.0
Dietitian (ADA)	38	0.9	9	0.3	29	2.6
Food Service Supervisor	86	2.1	61	2.1	25	2.2
Cook, Other Food Worker	491	12.2	317	10.9	174	15.6
Physical Therapist	9	0.2	2	0.1	7	0.6
Pharmacist	14	0.3	1	0.0	13	1.2
Other	252	6.3	207	7.1	45	4.0

Table L

Licensed Bed Capacity and Beds Set Up and Staffed  
for Personal Care Homes as of December 31, 2005

Personal Care Home	County	Licensed Beds	Beds Set Up and Staffed
<b>Total</b>		<b>4,842</b>	<b>4,264</b>
A Connected Heart	Harrison	8	8
A New Beginning Personal Care Home	Jackson	10	12
Alden Pointe	Lamar	45	32
Aldersgate Personal Care	Lauderdale	60	43
Alpha Omega Personal Care	Hinds	13	13
Alpha Personal Care Home	Harrison	14	14
Alternative Personal Care Home	Jackson	12	12
Arnold's Personal Care Home	Adams	15	15
The Arrington	Lowndes	55	50
Aston Court Retirement Community	Pike	50	19
Atwood Personal Care Home #1	Attala	9	9
Atwood Personal Care Home #2	Attala	31	31
Autumn Light	Hinds	23	23
Avonlea Assisted Living & Retirement	Lee	72	63
Azalea Court	Lafayette	80	80
Bar-Sel Personal Care Home	Marion	11	11
Bee Hive Homes of Forest	Scott	12	12
Bee Hive Homes of Philadelphia	Neshoba	12	12
Belmont Gardens Personal Care	Warren	25	25
Belmont Place Personal Care Home	Warren	11	11
Benndale Personal Care	George	11	11
Beverly Healthcare Personal Care	Tippah	10	10
Brandon Court	Rankin	6	6
Briar Hill Rest Home	Rankin	2	2
Brooksville Assisted Living Home	Noxubee	10	7
Brookwood Villa	Wayne	24	14
Bruce Nursing Center	Calhoun	20	20
Bryant's Residential Care Facility	Simpson	21	21
Camellia Estates	Pike	48	48
Campbell's Personal Care Home	Hinds	6	6
Cantrell's Personal Care Home	Oktoberfest	15	15
Carrington House	Tishomingo	18	12
Casa De Lola Assisted Living Manor	Jackson	15	14
Central Mississippi Personal Care Home	Hinds	13	13
Central Mississippi Residential Center	Newton	48	48
Chapman Oaks	Harrison	15	13
Cherub's Personal Care Home	Lowndes	13	12
Christian Care Assisted Living	Madison	31	31
Christopher's Personal Care Home	Marshall	46	38
Church Street Personal Care Home of Ecru	Pontotoc	40	40
Cleveland Personal Care Community	Bolivar	95	66

Table L Continued

Licensed Bed Capacity and Beds Set Up and Staffed  
for Personal Care Homes as of December 31, 2005

Personal Care Home	County	Licensed Beds	Beds Set Up and Staffed
Collegeview Personal Care Home	Lowndes	6	6
ComfortCare Assisted Living	Jones	12	12
Community Residential Home	Perry	12	12
Community Welfare & Health Center	Hinds	14	11
Cornerstone Personal Care Home	Bolivar	16	16
Cottonwood Manor	Jones	24	19
Country Comfort	Forrest	16	16
Country Cottage Assisted Living	Alcorn	29	26
Country Meadow Personal Care Home	Leflore	12	5
Countrywood Plantation	Itawamba	32	18
Covington Ridge	Covington	29	29
Dogwood Plantation New Albany	Union	24	20
Dogwood Plantation of Corinth	Alcorn	40	27
Dogwood Plantation of Fulton	Itawamba	32	30
Dogwood Plantation of Olive Branch	DeSoto	36	26
Dorchester Arms	Jackson	34	34
Eldercare Personal Care Home	Hinds	11	13
Elderly Care Center	Noxubee	15	14
Erie Personal Care Home	Hinds	11	11
Fairfield of Batesville	Panola	54	52
Flowers Glen Personal Care	Coahoma	36	35
Fondern's Personal Care Home	Clay	7	7
Friends Personal Care Home	Perry	10	10
Garden Suites Assisted Living	Monroe	22	22
The Gardens	Jackson	49	45
Gena's Four Seasons	Hinds	8	8
Golden Age Home	George	10	10
Golden Meadow	Clarke	20	17
Graceland of Grenada	Grenada	38	34
Graceland of Grenada North	Grenada	20	18
Green Oak Manor	Union	12	12
The Grove	Marion	8	8
Hartford Place	Forrest	20	19
Haven Hall Healthcare Center	Lincoln	15	15
Heritage House Assisted Living	Warren	41	41
Heritage House of Castlewoods	Rankin	110	96
Heritage Manor Personal Care Home	Lawrence	12	12
Hermitage Gardens of Oxford	Lafayette	64	64
Hermitage Gardens of Southaven	DeSoto	65	58
HomePlace of Columbus	Lowndes	62	62
The Home Place of Nettleton	Lee	7	7
Homeplace of Salltillo	Lee	72	50
Hope Personal Care Home	Hinds	18	18

Table L Continued

Licensed Bed Capacity and Beds Set Up and Staffed  
for Personal Care Homes as of December 31, 2005

Personal Care Home	County	Licensed Beds	Beds Set Up and Staffed
Indywood	Sunflower	28	26
Indywood Estate	Bolivar	38	38
Indywood Glen	Leflore	62	62
Izora's Personal Care Home	Hinds	12	12
J.R.S. & J. Adult Care Center	Winston	16	16
La Dora Acres Assisted Living	Simpson	12	10
La Estella Leon Home	Madison	5	5
Lakeside Village	Winston	14	14
Lakeview Personal Care	Harrison	10	10
Lakewood Personal Care	Lowndes	7	7
The Landmark Community	Prentiss	40	40
Langford's Magnolia Personal Care Home	Chickasaw	24	19
Lawrence County Personal Care	Lawrence	10	10
Lawson Personal Care Home	Bolivar	13	13
Loyalton of Biloxi	Harrison	105	0
Loyalton of Hattiesburg	Forrest	90	81
Magnolia Gardens Assisted Living	Jones	35	35
Magnolia Gardens of Greenville	Washington	48	48
Magnolia House	Adams	46	45
Magnolia Manor	Scott	12	11
Magnolia Personal Care	Pearl River	60	53
Magnolia Place	Lamar	18	18
Magnolia Place of New Albany	Union	50	36
Magnolia Regional Res Living	Newton	27	27
McAllister's Personal Care Home	Hinds	11	11
McComb Nursing & Rehab Center	Pike	10	10
McCoy Personal Care Home	Lauderdale	15	15
Miss Bernice's House	Holmes	16	16
Mitchell Center Personal Care	Lee	60	53
Monroe County Rest Home	Monroe	12	12
Myles Retreat Home for the Golden Age	Hinds	43	43
Neshoba County Nursing Home	Neshoba	22	22
New Country Living Personal Care Home	Pearl River	14	13
New Dawn Retirement	Lincoln	8	8
North Grove Personal Care Home Assisted Living	Hinds	34	34
Northview Care Center	Jones	54	25
O'Brian's Personal Care Home	Oktibbeha	22	22
O'McDougle's Love & Care Home	Rankin	11	11
Oak Tree Plantation	Monroe	34	34
Old Ladies Home Association	Madison	20	20
The Orchard Personal Care Home	Madison	61	56
Our Place	Pearl River	12	12
Our Place II Personal Care Home	Pearl River	9	9

Table L Continued

Licensed Bed Capacity and Beds Set Up and Staffed  
for Personal Care Homes as of December 31, 2005

Personal Care Home	County	Licensed Beds	Beds Set Up and Staffed
Parker's Personal Care Home	Hinds	16	16
Peach Tree Village	Rankin	71	71
Phillips Personal Care Home	Itawamba	14	14
Pine Meadow Alzheimer Special Care Center	Forrest	56	56
Pine View Health Care Center	Wayne	3	3
Pope's Personal Care Home	Hinds	6	6
Ramsey Springs Village	George	24	24
Ramsey's Personal Care Home	Hinds	12	10
Ridgeland Point Assited Living	Madison	100	87
Rigg's Manor Retirement Community Assisted Living	Hinds	32	25
Riverbirch Residence	Lee	30	30
Rosewood Residence	Lee	75	69
Ruleville Nursing & Rehab Center	Sunflower	11	11
St Catherine's Village Campbell Cove	Madison	36	36
St Catherine's Village Marian Hall	Madison	60	60
St David Personal Care Home	Hinds	8	6
Samaritan Garden Personal Care Home	Lee	32	30
Sandy Hook Estate	Marion	14	10
Seashore Personal Care	Harrison	50	50
Seasons	Madison	10	0
Serenity Personal Care Home	Lincoln	9	9
Shady Oaks Home for the Elderly	Lincoln	13	11
Shady Oaks of Carriere	Pearl River	11	9
Shepherd House II	Harrison	9	9
Silvercrest Personal Care	George	9	9
Silverleaf Manor	Lauderdale	80	53
Smith Manor	George	14	14
Southern Living	Wayne	30	24
Southern Magnolia Estates	Tishomingo	34	34
Southern Magnolia Estates II	Tishomingo	18	18
Southern Magnolia Estates II Belmont-Golden	Tishomingo	20	20
Southern Pines Personal Care Home	Pearl River	20	20
Stone County Nursing & Rehab	Stone	1	1
Strickland's Personal Care Home	Hinds	6	6
Sun Shine Inn	Union	20	12
T's Personal Care Home	Hinds	10	10
Trace Pointe Assisted Living	Hinds	88	73
Trinity Place Personal Care	Lowndes	62	51
Vickers Personal Care Home	Oktibbeha	18	18
Vickers Personal Care Home	Webster	13	13
Waverly Care Home	Clay	21	21
Wellington Place of Greenville	Washington	55	52
Wesley Meadows Personal Care Home Assisted Living	DeSoto	30	23



Table L Continued

Licensed Bed Capacity and Beds Set Up and Staffed  
for Personal Care Homes as of December 31, 2005

<u>Personal Care Home</u>	<u>County</u>	<u>Licensed Beds</u>	<u>Beds Set Up and Staffed</u>
Willard F. Bond Home	Madison	40	32
Windham House of Hattiesburg	Lamar	13	12
Woodland Court	Newton	24	23
Woodland Village Nursing Center Personal Care	Hancock	2	2
Yalobusha County Assisted Living	Yalobusha	2	2

Table LI

2005 Personal Care Home Licensed Beds, Occupancy Rates  
and Average Daily Census

Personal Care Home	Licensed Beds	Occupancy Rate	ADC
<b>Total</b>	<b>4,842</b>	<b>74.72*</b>	<b>3,146.78</b>
Adams County	61	86.78	52.94
Arnold's Personal Care Home	15	70.52	10.58
Magnolia House	46	92.08	42.36
Alcorn County	69	88.50	61.07
Country Cottage Assisted Living	29	96.55	28.00
Dogwood Plantation of Corinth	40	82.67	33.07
Attala County	40	88.34	35.33
Atwood Personal Care Home #1	9	60.61	5.45
Atwood Personal Care Home #2	31	96.39	29.88
Bolivar County	162	61.91	90.39
Cleveland Personal Care Community	95	46.48	44.16
Cornerstone Personal Care Home	16	N/A	N/A
Indywood Estate	38	91.40	34.73
Lawson Personal Care Home	13	88.47	11.50
Calhoun County			
Bruce Nursing Center	20	83.67	16.73
Chickasaw County			
Langford's Magnolia Personal Care Home	24	57.88	13.89
Clarke County			
Golden Meadow	20	84.29	16.86
Clay County	28	72.64	20.34
Fondern's Personal Care Home	7	74.95	5.25
Waverly Care Home	21	71.87	15.09
Coahoma County			
Flowers Glen Personal Care	36	72.22	26.00
Covington County			
Covington Ridge	29	78.43	22.74

\*Based on 4,200 beds

Table LI Continued

2005 Personal Care Home Licensed Beds, Occupancy Rates  
and Average Daily Census

Personal Care Home	Licensed Beds	Occupancy Rate	ADC
DeSoto County	131	64.99	89.65
Dogwood Plantation of Olive Branch	36	48.78	17.56
Hermitage Gardens of Southaven	65	74.44	48.39
Wesley Meadows Personal Care Home Assisted Living	30	79.01	23.70
Forrest County	182	90.61	150.42
Country Comfort	16	N/A	N/A
Hartford Place	20	85.36	17.07
Loyalton of Hattiesburg	90	89.18	80.27
Pine Meadow Alzheimer Special	56	94.78	53.08
George County	68	55.66	43.42
Benndale Personal Care	11	99.00	10.89
Golden Age Home	10	N/A	N/A
Ramsey Springs Village	24	75.00	18.00
Silvercrest Personal Care	9	31.54	2.84
Smith Manor	14	83.48	11.69
Grenada County	58	86.61	50.24
Graceland of Grenada	38	87.92	33.41
Graceland of Grenada North	20	84.14	16.83
Hancock			
Woodland Village Nursing Center	2	N/A	N/A
Harrison County	211	59.80	57.51
Alpha Personal Care Home	14	71.72	10.04
Chapman Oaks	15	65.44	9.82
Lakeview Personal Care	10	38.27	3.83
Loyalton of Biloxi	105	N/A	N/A
Seashore Personal Care	50	51.64	25.82
Shepherd House II	9	N/A	N/A
A Connected Heart	8	100.00	8.00

Table LI Continued

2005 Personal Care Home Licensed Beds, Occupancy Rates  
and Average Daily Census

Personal Care Home	Licensed Beds	Occupancy Rate	ADC
Hinds County	395	82.64	151.25
Alpha Omega Personal Care	13	100.00	13.00
Autumn Light	23	N/A	N/A
Campbell's Personal Care Home	6	92.97	5.58
Central Mississippi Personal Care Home	13	N/A	N/A
Community Welfare & Health Center	14	N/A	N/A
Eldercare Personal Care Home	11	84.76	9.32
Erie Personal Care Home	11	54.55	6.00
Gena's Four Seasons	8	58.15	4.65
Hope Personal Care Home	18	95.33	17.16
Izora's Personal Care Home	12	N/A	N/A
McAllister's Personal Care Home	11	N/A	N/A
Myles Retreat Home for the Golden Age	43	N/A	N/A
North Grove Personal Care Home Assisted Living	34	89.93	30.58
Parker's Personal Care Home	16	93.92	15.03
Pope's Personal Care Home	6	84.38	5.06
Ramsey's Personal Care Home	12	77.63	9.32
Rigg's Manor Retirement Community	32	78.07	24.98
St David Personal Care Home	8	N/A	N/A
Strickland's Personal Care Home	6	44.79	2.69
T's Personal Care Home	10	78.77	7.88
Trace Pointe Assisted Living	88	N/A	N/A
Holmes County			
Miss Bernice's House	16	40.84	6.53
Itawamba County			
Countrywood Plantation	32	51.40	16.45
Dogwood Plantation of Fulton	32	83.53	26.73
Phillips Personal Care Home	14	36.71	5.14
Jackson County			
Alternative Personal Care Home	12	100.00	12.00
Casa De Lola Assisted Living Manor	15	27.88	4.18
Dorchester Arms	34	94.15	32.01
The Gardens	49	78.28	38.36
A New Beginning Personal Care Home	10	100.00	10.00
Jones County			
ComfortCare Assisted Living	12	26.14	3.14
Cottonwood Manor	24	76.74	18.42
Magnolia Gardens Assisted Living	35	77.09	26.98
Northview Care Center	54	45.95	24.81

Table LI Continued

2005 Personal Care Home Licensed Beds, Occupancy Rates  
and Average Daily Census

Personal Care Home	Licensed Beds	Occupancy Rate	ADC
Lafayette County	144	66.28	95.44
Azalea Court	80	52.85	42.28
Hermitage Gardens of Oxford	64	83.06	53.16
Lamar County	76	50.10	38.08
Alden Pointe	45	24.69	11.11
Magnolia Place	18	87.29	15.71
Windham House of Hattiesburg	13	86.60	11.26
Lauderdale County	155	73.28	113.58
Aldersgate Personal Care	60	79.31	47.58
McCoy Personal Care Home	15	86.67	13.00
Silverleaf Manor	80	66.25	53.00
Lawrence County	22		
Heritage Manor Personal Care Home	12	72.21	8.67
Lawrence County Personal Care	10	N/A	N/A
Lee County	348	78.28	272.42
Avonlea Assisted Living & Retirement	72	72.92	52.50
The Home Place of Nettleton	7	93.31	6.53
Homeplace of Saltillo	72	70.41	50.70
Mitchell Center Personal Care	60	79.22	47.53
Riverbirch Residence	30	79.99	24.00
Rosewood Residence	75	82.67	62.00
Samaritan Garden Personal Care Home	32	91.12	29.16
Leflore County	74		
Country Meadow Personal Care Home	12	N/A	N/A
Indywood Glen	62	89.20	54.69
Lincoln County	45	59.61	19.08
Haven Hall Healthcare Center	15	55.25	8.29
New Dawn Retirement	8	79.83	6.39
Shady Oaks Home for the Elderly	13	N/A	N/A
Serenity Personal Care Home	9	48.89	4.40

Table LI Continued

2005 Personal Care Home Licensed Beds, Occupancy Rates  
and Average Daily Census

Personal Care Home	Licensed Beds	Occupancy Rate	ADC
Lowndes County	205	79.26	162.48
The Arrington	55	77.40	42.57
Cherub's Personal Care Home	13	70.03	9.10
Collegeview Personal Care Home	6	93.01	5.58
HomePlace of Columbus	62	73.98	45.87
Lakewood Personal Care	7	84.85	5.94
Trinity Place Personal Care	62	86.16	53.42
Madison County	363	76.38	270.14
Christian Care Assisted Living	31	62.04	19.23
La Estella Leon Home	5	N/A	N/A
Old Ladies Home Association	20	98.05	19.61
The Orchard Personal Care Home	61	83.76	51.10
Ridgeland Point Assited Living	100	82.54	82.54
St Catherine's Village Campbell Cove	36	98.98	35.63
St Catherine's Village Marion Hall	60	90.14	54.08
Seasons	10	N/A	N/A
Willard F. Bond Home	40	19.88	7.95
Marion County	33	58.17	14.54
Bar-Sel Personal Care Home	11	64.21	7.06
The Grove	8	N/A	N/A
Sandy Hook Estate	14	53.42	7.48
Marshall County			
Christopher's Personal Care Home	46	85.25	39.22
Monroe County	68	90.82	61.76
Garden Suites Assisted Living	22	76.49	16.83
Monroe County Rest Home	12	91.07	10.93
Oak Tree Plantation	34	100.00	34.00
Neshoba County	34	59.76	20.32
Bee Hive Homes of Philadelphia	12	86.69	10.40
Neshoba County Nursing Home	22	45.07	9.92
Newton County	99	73.47	72.72
Central Mississippi Residential Center	48	78.81	37.82
Magnolia Regional Residential Living	27	70.78	19.11
Woodland Court	24	65.81	15.79

Table LI Continued

2005 Personal Care Home Licensed Beds, Occupancy Rates  
and Average Daily Census

Personal Care Home	Licensed Beds	Occupancy Rate	ADC
Noxubee County	25	74.17	18.54
Brooksville Assisted Living Home	10	62.10	6.21
Elderly Care Center	15	82.21	12.33
Oktribbeha County	55	95.32	35.27
Cantrell's Personal Care Home	15	97.19	14.58
O'Brian's Personal Care Home	22	94.05	20.69
Vickers Personal Care Home	18	N/A	N/A
Panola County			
Fairfield of Batesville	54	79.41	42.88
Pearl River County	126	66.12	76.04
Magnolia Personal Care	60	57.05	34.23
New Country Living Personal Care Home	14	73.76	10.33
Our Place	12	72.24	8.67
Our Place II Personal Care Home	9	97.93	8.81
Shady Oaks of Carriere	11	N/A	N/A
Southern Pines Personal Care Home	20	70.00	14.00
Perry County	22	84.54	18.60
Community Residential Home	12	71.67	8.60
Friends Personal Care Home	10	100.00	10.00
Pike County	108	62.08	60.84
Aston Court Retirement Community	50	38.28	19.14
Camellia Estates	48	86.87	41.70
McComb Nursing & Rehab Center	10	N/A	N/A
Pontotoc County			
Church Street Personal Care Home of Ecu	40	N/A	N/A
Prentiss County			
The Landmark Community	40	50.68	20.27
Rankin County	200	78.30	156.60
Brandon Court	6	85.75	5.14
Briar Hill Rest Home	2	95.89	1.92
Heritage House of Castlewoods	110	89.59	98.54
O'McDougle's Love & Care Home	11	N/A	N/A
Peach Tree Village	71	71.83	51.00

Table LI Continued

2005 Personal Care Home Licensed Beds, Occupancy Rates  
and Average Daily Census

Personal Care Home	Licensed Beds	Occupancy Rate	ADC
Scott County	24		
Bee Hive Homes of Forest	12	81.74	9.81
Magnolia Manor	12	N/A	N/A
Simpson County	33		
Bryant's Residential Care Facility	21	92.71	19.47
La Dora Acres Assisted Living	12	N/A	N/A
Stone County			
Stone County Nursing & Rehab	1	N/A	N/A
Sunflower County	39	93.48	26.18
Indywood	28	93.48	26.18
Ruleville Nursing & Rehab Center	11	N/A	N/A
Tippah County			
Beverly Healthcare Personal Care	10	69.67	6.97
Tishomingo County	90		
Carrington House	18	74.23	13.36
Southern Magnolia Estates	34	N/A	N/A
Southern Magnolia Estates II	18	N/A	N/A
Southern Magnolia Estates II Belmont-Golden	20	N/A	N/A
Union County	106	78.85	83.58
Dogwood Plantation New Albany	24	82.55	19.81
Green Oak Manor	12	75.07	9.01
Magnolia Place of New Albany	50	75.85	37.92
Sun Shine Inn	20	84.19	16.84
Warren County	77	64.27	49.48
Belmont Gardens Personal Care	25	95.78	23.94
Belmont Place Personal Care Home	11	96.46	10.61
Heritage House Assisted Living	41	36.42	14.93
Washington County	103	86.94	89.55
Magnolia Gardens of Greenville	48	97.59	46.84
Wellington Place of Greenville	55	77.66	42.71
Wayne County	57	67.06	36.21
Brookwood Villa	24	60.52	14.53
Pine View Health Care Center	3	N/A	N/A
Southern Living	30	72.28	21.68



Table LI Continued

2005 Personal Care Home Licensed Beds, Occupancy Rates  
and Average Daily Census

Personal Care Home	Licensed Beds	Occupancy Rate	ADC
Webster County Vickers Personal Care Home	13	N/A	N/A
Winston County J.R.S. & J. Adult Care Center	30 16	54.82 53.58	14.46 6.61
Lakeside Village	14	56.05	7.85
Yalobusha Yalobusha County Assisted Living	2	100.00	2.00

Table LII

Personal Care Home Bed Count by County and Type of Accommodation  
as of December 31, 2005

County	Total Licensed Beds	Beds Set Up And Staffed	Private	Semi-Private	Ward
<b>Total</b>	<b>4,842</b>	<b>4,264</b>	<b>2,870</b>	<b>1,076</b>	<b>318</b>
Adams	61	60	46	14	0
Alcorn	69	53	45	8	0
Attala	40	40	33	6	1
Bolivar	162	133	113	4	16
Calhoun	20	20	14	6	0
Chickasaw	24	19	14	2	3
Clarke	20	17	9	8	0
Clay	28	28	20	8	0
Coahoma	36	35	33	2	0
Covington	29	29	29	0	0
DeSoto	131	107	91	16	0
Forrest	182	172	102	70	0
George	68	68	35	30	3
Grenada	58	52	48	4	0
Hancock	2	2	0	2	0
Harrison	211	104	70	28	6
Hinds	395	368	106	148	114
Holmes	16	16	2	14	0
Itawamba	78	62	40	16	6
Jackson	120	117	49	46	22
Jones	125	91	65	26	0
Lafayette	144	144	130	14	0
Lamar	76	62	52	10	0
Lauderdale	155	111	88	8	15
Lawrence	22	22	10	6	6
Lee	348	302	193	84	25
Leflore	74	67	67	0	0
Lincoln	45	43	15	28	0
Lowndes	205	188	154	34	0
Madison	363	327	251	42	34
Marion	33	29	11	18	0
Marshall	46	38	28	10	0
Monroe	68	68	54	14	0
Neshoba	34	34	12	22	0
Newton	99	98	5	86	7
Noxubee	25	21	17	4	0
Okfuskee	55	55	55	0	0
Panola	54	52	48	4	0
Pearl River	126	116	47	66	3
Perry	22	22	0	6	16

Table LII Continued

Personal Care Home Bed Count by County and Type of Accommodation  
as of December 31, 2005

County	Total Licensed Beds	Beds Set Up And Staffed	Private	Semi-Private	Ward
Pike	108	77	69	8	0
Pontotoc	40	40	18	22	0
Prentiss	40	40	40	0	0
Rankin	200	186	136	50	0
Scott	24	23	13	6	4
Simpson	33	31	10	0	21
Stone	1	1	1	0	0
Sunflower	39	37	27	10	0
Tippah	10	10	0	10	0
Tishomingo	90	84	79	4	1
Union	106	80	53	20	7
Warren	77	77	70	2	5
Washington	103	100	100	0	0
Wayne	57	41	28	10	3
Webster	13	13	5	8	0
Winston	30	30	18	12	0
Yalobusha	2	2	2	0	0

Table LIII

Personal Care Home Bed Count and Percentage Distribution  
by Type of Accommodation as of December 31, 2005

	Total	Percent
<b>Licensed Bed Capacity</b>	<b>4,842</b>	<b>100.0</b>
Total Beds Set Up	4,264	88.1
Private	2,870	67.3
Semi-private	1,076	25.2
Ward	318	7.5

Table LIV

Personal Care Homes by Bed Size as of December 31, 2005

	Total	Percent
<b>Total</b>	<b>175</b>	<b>100.0</b>
< 15	71	40.6
15 to 29	42	24.0
30 to 44	25	14.3
45 to 59	15	8.6
>= 60	22	12.6

Table LV

Personal Care Homes by Bed Size and County  
as of December 31, 2005

	Under 15	15 to 29	30 to 44	45 to 59	60 & UP	Total
<b>Total</b>	<b>71</b>	<b>42</b>	<b>25</b>	<b>15</b>	<b>22</b>	<b>175</b>
Adams	0	1	0	1	0	2
Alcorn	0	1	1	0	0	2
Attala	1	0	1	0	0	2
Bolivar	1	1	1	0	1	4
Calhoun	0	1	0	0	0	1
Chickasaw	0	1	0	0	0	1
Clarke	0	1	0	0	0	1
Clay	1	1	0	0	0	2
Coahoma	0	0	1	0	0	1
Covington	0	1	0	0	0	1
DeSoto	0	0	2	0	1	3
Forrest	0	2	0	1	1	4
George	4	1	0	0	0	5
Grenada	0	1	1	0	0	2
Hancock	1	0	0	0	0	1
Harrison	4	1	0	1	1	7
Hinds	14	3	3	0	1	21
Holmes	0	1	0	0	0	1
Itawamba	1	0	2	0	0	3
Jackson	2	1	1	1	0	5
Jones	1	1	1	1	0	4
Lafayette	0	0	0	0	2	2
Lamar	1	1	0	1	0	3
Lauderdale	0	1	0	0	2	3
Lawrence	2	0	0	0	0	2
Lee	1	0	2	0	4	7
Leflore	1	0	0	0	1	2
Lincoln	3	1	0	0	0	4
Lowndes	3	0	0	1	2	6
Madison	2	1	3	0	3	9
Marion	3	0	0	0	0	3
Marshall	0	0	0	1	0	1
Monroe	1	1	1	0	0	3
Neshoba	1	1	0	0	0	2
Newton	0	2	0	1	0	3
Noxubee	1	1	0	0	0	2
Oktober	0	3	0	0	0	3
Panola	0	0	0	1	0	1
Pearl River	4	1	0	0	1	6
Perry	2	0	0	0	0	2
Pike	1	0	0	2	0	3
Pontotoc	0	0	1	0	0	1

Table LV Continued

Personal Care Homes by Bed Size and County  
as of December 31, 2005

	Under 15	15 to 29	30 to 44	45 to 59	60 & UP	Total
Prentiss	0	0	1	0	0	1
Rankin	3	0	0	0	2	5
Scott	2	0	0	0	0	2
Simpson	1	1	0	0	0	2
Stone	1	0	0	0	0	1
Sunflower	1	1	0	0	0	2
Tippah	1	0	0	0	0	1
Tishomingo	0	3	1	0	0	4
Union	1	2	0	1	0	4
Warren	1	1	1	0	0	3
Washington	0	0	0	2	0	2
Wayne	1	1	1	0	0	3
Webster	1	0	0	0	0	1
Winston	1	1	0	0	0	2
Yalobusha	1	0	0	0	0	1

Table LVI

Patients Served During 2005 in Personal Care Homes  
by Age Group and Sex

<u>Age</u>	<u>Total</u>	<u>Percent</u>
Total	5,594	100.0
<18	0	0.0
18-44	214	3.8
45-64	345	6.2
65-74	491	8.8
75-84	1,792	32.0
>=85	2,752	49.2
-----		
Sex	5,594	100.0
Male	1,534	27.4
Female	4,060	72.6

Table LVII

Number of Personal Care Home Patients by Sex in 2005

	Total	Male	Female
<b>Total Patients December 31, 2004</b>	<b>3,422</b>	<b>922</b>	<b>2,500</b>
New Admissions 2005	2,172	612	1,560
Live Discharges 2005	1,369	405	964
Deaths	464	142	322
<b>Total Patients December 31, 2005</b>	<b>3,761</b>	<b>987</b>	<b>2,774</b>

Table LVIII

Ambulation Status of Patients in Personal Care Homes  
as of December 31, 2005 and Total Days of Patient Care

	Total	Percent
<b>Total Patients</b>	<b>3,764</b>	<b>100.0</b>
Ambulant Patients	3,560	94.6
Non-Ambulant Patients	204	5.4
-----		
Total Patient Days	1,146,543	



Table LIX

## 2005 Personal Care Home Admissions

	Total	Percent
<b>Total</b>	<b>2,172</b>	<b>100.0</b>
Hospital	428	19.7
Another Nursing Home	362	16.7
Own or Relative's Home	1,140	52.5
Other	242	11.1

Table LX

## 2005 Personal Care Home Admissions by Fee Source

	Total	Percent
<b>Total</b>	<b>2,172</b>	<b>100.0</b>
Medicare	0	0.0
Medicaid	0	0.0
Patients and/or Relatives	2,043	94.1
VA Sponsored	3	0.1
Welfare Only	0	0.0
Welfare and Other Sources	0	0.0
All Other Sources	126	5.8

Table LXI

Disposition of Total Patients Discharged  
from Personal Care Homes During 2005

	Total	Percent
Total	1,833	100.0
Deaths	464	25.3
Live Discharges	1,369	74.7
Returned to Own or Relatives Home	397	29.0
Transferred to Hospital	309	22.6
Transferred to Another Nursing Home	538	39.3
All Others	125	9.1

Table LXII

## Selected Personal Care Home Data

	Patient Days	Total Admissions	Total Patients Served
Total	1,146,543	2,172	5,594
Adams	19,321	35	81
Alcorn	22,290	51	104
Attala	12,897	19	56
Bolivar	32,993	79	165
Calhoun	6,108	7	25
Chickasaw	5,070	5	25
Clarke	6,153	4	18
Clay	7,424	15	34
Coahoma	9,490	16	37
Covington	8,302	7	32
DeSoto	31,073	82	155
Forrest	54,901	116	286
George	15,847	32	81
Grenada	18,336	35	78
Hancock	0	0	0
Harri son	21,174	70	144
Hi nds	55,203	104	430
Holmes	2,385	19	19
I tawamba	17,635	25	74
Jackson	35,240	84	178
Jones	26,771	71	136
Lafayette	34,836	53	140
Lamar	13,899	52	84
Lauderdal e	41,458	58	161
Lawrence	3,163	3	11
Lee	99,434	119	409
Leflore	20,668	34	80
Li ncol n	6,962	16	39
Lowndes	59,304	99	263
Madi son	97,023	211	469
Mari on	5,308	3	20
Marshall	14,314	17	58
Monroe	22,541	25	84
Neshoba	7,416	11	32
Newton	26,547	48	123
Noxubee	6,768	10	24
Okti bbeha	12,873	25	75
Panola	15,651	21	63
Pearl River	27,753	82	159
Perry	6,789	18	37
Pi ke	22,206	49	108
Pontotoc	0	35	52

Table LXII Continued

Selected Personal Care Home Data

	Patient Days	Total Admissions	Total Patients Served
Prentiss	7,399	11	38
Rankin	57,162	63	230
Scott	3,580	13	27
Simpson	7,106	10	41
Stone	29	1	1
Sunflower	9,842	17	42
Tippah	2,543	4	13
Tishomingo	4,877	52	120
Union	30,507	28	110
Warren	18,063	17	74
Washington	32,687	38	132
Wayne	13,217	20	55
Webster	0	13	24
Winston	5,275	20	36
Yalobusha	730	0	2

## Appendix A

INSTRUCTIONS FOR PREPARATION  
OF  
ANNUAL REPORT FOR INSTITUTION FOR THE AGED OR INFIRM

PAGE 1

The information to be entered on Page 1 is mostly self-explanatory with the possible exception of the section regarding "Number of employees as of December 31, 2005." Only those workers who are employees of the institution and are paid by the institution should be shown. A full-time employee is one who works approximately forty (40) hours per week in the institution. A consultant should be counted as part-time.

In reporting the number of employees for the distinct parts - report only those employees that staff the distinct part.

PAGE 2

SECTION A. Number of patients by race and sex.

- Line 1. Enter number of patients in the facility at midnight on date shown. Enter race and sex in appropriate column. The entries on Line 1 must correspond with Line 5 of the 2004 report.
- Line 2. Enter number of patients admitted during the year by race and sex. It is possible that a person might have been admitted more than one time during the year.
- Line 3. Enter live discharges by race and sex.
- Line 4. Enter number of patients by race and sex who died in the facility.
- Line 5. Enter the number of patients by race and sex who were in the facility at midnight on date shown. The figures shown on Line 5 must equal the total of Lines 3 and 4 subtracted from the total of Lines 1 and 2. These figures must check both horizontally and vertically.

SECTION B. Source of fees at the time of admission for all patients admitted in 2005.

The source of fees for patients in 2005 will be the admissions in Section A, Line 2. Enter source of fees for payment at the time of admission. The total shown in Section B, Line 8, must be identical to the total shown in Section A, Line 2. Do not make any entry on Line 7 that will apply in Lines 1 through 6. Explain any entry on line 7 in "Remarks/Comments" section below.

SECTION C. Place from which patients were admitted in 2005.

Enter number of patients admitted from each of the places shown. Do not make any entry on Line 4 that will apply in Lines 1 through 3. Explain any entry on Line 4 in "Remarks/Comments" section below.

SECTION D. Number of patients served by age group during 2005

Show all patients served during the calendar year of 2005 in the appropriate age and sex group. This will be the same number of patients shown in Section A, Lines 1 and 2. Line 7 must equal the total of Lines 1 and 2 in Section A.

SECTION E. Total days of patient care rendered by facility during 2005.

Each day that a patient is in the facility is considered a patient day. Section E is the total of days for all patients served during the day.

SECTION F. Ambulation status of patients in the facility on December 31, 2005.

Note that Section F asks for ambulation status on one particular day, December 31, 2005. The total on Line 3 must be the same as the total on Line 5, Section A.

SECTION G. Disposition of live discharges in 2005.

Enter number of patients who were discharged from the facility to each of the places shown. Explain any entry on Line 4 in "Remarks/Comments" section below. The total shown on Line 5 must be the same as shown on Line 3 in Section A.

Please keep a copy of the completed annual report for reference in completing next year's report.

2005 ANNUAL REPORT

NAME OF INSTITUTION: \_\_\_\_\_

STREET ADDRESS: \_\_\_\_\_

CITY: \_\_\_\_\_ ZIP \_\_\_\_\_ COUNTY \_\_\_\_\_ TELEPHONE NO. \_\_\_\_\_  
 FAX NO. \_\_\_\_\_

NAME OF LICENSEE: \_\_\_\_\_

NAME OF ADMINISTRATOR: \_\_\_\_\_

Classification of License 12/31/05 \_\_\_\_\_ SNF \_\_\_\_\_ ICF/MR \_\_\_\_\_ PSY/RES \_\_\_\_\_ Personal Care  
 Ownership of Facility 12/31/05 \_\_\_\_\_ Public \_\_\_\_\_ Public Leased \_\_\_\_\_ Non-profit \_\_\_\_\_ Proprietary  
 Medicare Certified Beds \_\_\_\_\_ Medicaid Certified Beds \_\_\_\_\_ Total Licensed Beds \_\_\_\_\_

Bed count-number of beds installed or set up for patients or residents on 12-31-05  
 (total number of beds should not exceed bed capacity shown on license).

Number of rooms with one bed on 12/31/05 \_\_\_\_\_; Number of beds \_\_\_\_\_  
 Number of rooms with 2 beds on 12/31/05 \_\_\_\_\_; Number of beds \_\_\_\_\_  
 Number of rooms with 3 beds on 12/31/05 \_\_\_\_\_; Number of beds \_\_\_\_\_  
 Number of rooms with 4 beds on 12/31/05 \_\_\_\_\_; Number of beds \_\_\_\_\_  
 Number of rooms with 5 or more beds on 12/31/05 \_\_\_\_\_; Number of beds \_\_\_\_\_  
 Other accommodations (specify) \_\_\_\_\_; Number of beds \_\_\_\_\_  
 TOTAL NUMBER of beds installed or set up in all rooms on 12/31/05 \_\_\_\_\_

Number of employees as of 12/31/05. Enter each employee only in the major category in which he or she functions. If a registered professional nurse or a licensed practical nurse functions as an administrator, enter on administrator line and indicate whether an R.N. or L.P.N. A consultant should be counted as part-time.

CATEGORY	FULL-TIME	PART-TIME	FULL-TIME	PART-TIME
ADMINISTRATOR(s) _____				
CLERICAL _____				
R.N.'s _____				
L.P.N.'s _____				
AIDES & ORDERLIES _____				
HOUSEKEEPERS & MAIDS _____				
LAUNDRY WORKERS _____				
DIETITIAN (ADA) _____				
FOOD SERVICE SUPERVISOR _____				
COOKS & FOOD WORKERS _____				
PHYSICAL THERAPIST _____				
PHARMACIST _____				
OTHER WORKERS _____				
TOTAL EMPLOYEES _____				

List as of 12/31/05 ALL R.N.'s by name, registration number and shift worked and all L.P.N.'s by name, license number and shift worked. List only those who function as a nurse.

NAME	REG. NO. FOR R.N.	LIC. NO. FOR L.P.N.	SHIFT WORKED
_____	_____	_____	_____
_____	_____	_____	_____
_____	_____	_____	_____
_____	_____	_____	_____
_____	_____	_____	_____
_____	_____	_____	_____



SECTION A. NUMBER OF PATIENTS BY RACE AND SEX

	BLACK MALES	WHITE MALES	OTHER MALES	BLACK FEMALES	WHITE FEMALES	OTHER FEMALES
1. Total Patients 12/31/04	_____	_____	_____	_____	_____	_____
2. New admissions 2005	_____	_____	_____	_____	_____	_____
3. Live discharges 2005	_____	_____	_____	_____	_____	_____
4. Died	_____	_____	_____	_____	_____	_____
5. TOTAL patients 12/31/05	_____	_____	_____	_____	_____	_____

SECTION B. SOURCE OF FEES AT TIME OF ADMISSION FOR PATIENTS ADMITTED IN 2005

1. Medicare \_\_\_\_\_
2. Medicaid \_\_\_\_\_
3. Patients and/or relatives \_\_\_\_\_
4. VA sponsored \_\_\_\_\_
5. Welfare only \_\_\_\_\_
6. Welfare and other sources \_\_\_\_\_
7. Other (specify) \_\_\_\_\_
8. TOTAL admissions in 2005 \_\_\_\_\_

SECTION E.

TOTAL days of patient care rendered  
By facility during 2005 \_\_\_\_\_

SECTION F. AMBULATION STATUS OF PATIENTS IN HOME AS OF 12/31/05

1. Ambulant \_\_\_\_\_
2. Non-ambulant \_\_\_\_\_
3. TOTAL patients 12/31/05 \_\_\_\_\_

SECTION C. PLACE FROM WHICH PATIENTS WERE ADMITTED IN 2005.

1. Hospital \_\_\_\_\_
2. Another nursing home \_\_\_\_\_
3. Own or relative's home \_\_\_\_\_
4. Other (specify) \_\_\_\_\_
5. TOTAL admissions in 2005 \_\_\_\_\_

SECTION G. DISPOSITION OF LIVE DISCHARGES IN 2005.

1. Returned to own or relative's home \_\_\_\_\_
2. Transferred to a hospital \_\_\_\_\_
3. Transferred to another nursing home \_\_\_\_\_
4. Other (specify) \_\_\_\_\_
5. TOTAL live discharges in 2005 \_\_\_\_\_

SECTION D. NUMBER OF PATIENTS SERVED DURING 2005 BY AGE GROUP:

- |                         |                                |
|-------------------------|--------------------------------|
| 1. Under 18 years _____ | 5. 75 - 84 years _____         |
| 2. 18 - 44 years _____  | 6. 85 years and older _____    |
| 3. 45 - 64 years _____  | 7. TOTAL patients served _____ |
| 4. 65 - 74 years _____  | during 2005 _____              |

Minimum Rate \$ \_\_\_\_\_ per month: maximum rate \$ \_\_\_\_\_ per month.  
Please attach current rate schedule.

Remarks: \_\_\_\_\_

I certify that the above information is correct to the best of my knowledge.

Date \_\_\_\_\_, \_\_\_\_\_ Signed \_\_\_\_\_

## Appendix B

Table I

Nursing Homes, Bed Count, Patient Census, Patients Served,  
And New Admissions by Type of Nursing Home and Year  
All as of December 31, 1961-2002

Item and Type of Institution	1961	1962	1963	1964	1965
Counties with Institutions on December 31	36	36	39	39	39
Institutions on December 31:	96	97	102	99	93
Intensive Nursing Care	*	*	*	*	*
Skilled Nursing Care	*	*	*	*	*
Intermediate Nursing Care	*	*	*	*	*
Bed Count on December 31:	2,626	2,699	2,797#	2,811#	2,853
Intensive Nursing Care	*	*	*	*	*
Skilled Nursing Care	*	*	*	*	*
Intermediate Nursing Care	*	*	*	*	*
Patients on December 31:	1,958	2,107	2,221#	2,349	2,382
Intensive Nursing Care	*	*	*	*	*
Skilled Nursing Care	*	*	*	*	*
Intermediate Nursing Care	*	*	*	*	*
Patients Served during Year:	3,702	4,025	4,063#	4,259#	4,234
Intensive Nursing Care	*	*	*	*	*
Skilled Nursing Care	*	*	*	*	*
Intermediate Nursing Care	*	*	*	*	*
New Admissions During Year:	2,002	2,081	1,977#	2,084#	1,981
Intensive Nursing Care	*	*	*	*	*
Skilled Nursing Care	*	*	*	*	*
Intermediate Nursing Care	*	*	*	*	*

\* Institutions were not classified by type until 1966.

# Excludes beds or patients in one home for which no information was available.

Table I

1961-2002 Continued

<u>Item and Type of Institution</u>	<u>1966</u>	<u>1967</u>	<u>1968</u>	<u>1969</u>	<u>1970</u>
Counties with Institutions on December 31:	37	40	42	47	51
Institutions on December 31:	64	69	83	94	104
Intensive Nursing Care	2	2	2	3	2
Skilled Nursing Care	19	33	51	63	72
Intermediate Nursing Care	43	34	30	28	30
Bed Count on December 31:	2,838	3,230	4,314	5,334	6,126
Intensive Nursing Care	140	141	171	275	167
Skilled Nursing Care	957	1,848	3,008	3,954	4,736
Intermediate Nursing Care	1,741	1,241	1,135	1,105	1,223
Patients on December 31:	2,202	2,809	3,642	4,064	4,995
Intensive Nursing Care	47	98	115	160	91
Skilled Nursing Care	648	1,631	2,592	2,971	3,861
Intermediate Nursing Care	1,507	1,080	935	933	1,043
Patients Served during Year:	3,846	5,610	7,759	9,806	11,059
Intensive Nursing Care	90	302	527	590	450
Skilled Nursing Care	1,138	3,502	5,756	7,791	9,012
Intermediate Nursing Care	2,618	1,806	1,476	1,425	1,597
New Admissions During Year:	1,894	3,455	4,956	6,194	7,016
Intensive Nursing Care	67	249	429	475	379
Skilled Nursing Care	620	2,497	4,029	5,198	6,089
Intermediate Nursing Care	1,207	709	498	521	548

Table I

1961-2002 Continued

Item and Type of Institution	1971	1972	1973	1974	1975
Counties with Institutions on December 31:	52	53	54	60	61
Institutions on December 31:	109	112	114	126	130
Intensive Nursing Care	1	1	1	1	1
Skilled Nursing Care	73	79	84	99	102
Intermediate Nursing Care	35	32	29	26	27
Bed Count on December 31:	6,710	7,072	7,346	8,159	8,821
Intensive Nursing Care	63	64	64	64	41
Skilled Nursing Care	4,925	5,426	5,901	6,792	7,308
Intermediate Nursing Care	1,722	1,582	1,381	1,303	1,472
Patients on December 31:	5,859	5,866	6,980	7,737	8,384
Intensive Nursing Care	37	31	32	30	36
Skilled Nursing Care	4,263	4,953	5,667	6,502	6,968
Intermediate Nursing Care	1,559	1,444	1,281	1,205	1,380
Patients Served during Year:	11,775	11,460	12,382	13,572	14,130
Intensive Nursing Care	82	55	64	65	64
Skilled Nursing Care	9,348	9,222	10,441	11,728	12,032
Intermediate Nursing Care	2,345	2,183	1,877	1,779	2,034
New Admissions During Year:	6,898	5,667	5,923	6,345	6,559
Intensive Nursing Care	43	18	33	33	34
Skilled Nursing Care	6,020	4,868	5,260	5,751	5,600
Intermediate Nursing Care	835	781	630	561	925

Table I

1961-2002 Continued

Item and Type of Institution	1976	1977	1978	1979	1980
Counties with Institutions on December 31:	63	66	67	67	68
Institutions on December 31:	146	151	158	163&	165
Intensive Nursing Care	1	0	0	0	0
Skilled Nursing Care	110	116	126	130	128
Intermediate Nursing Care	35	35	32	32	37
Bed Count on December 31:	10,393	11,220	12,399	13,417	14,038
Intensive Nursing Care	41	0	0	0	0
Skilled Nursing Care	8,046	8,763	9,946	10,920	11,032
Intermediate Nursing Care	2,306	2,457	2,453	2,497	3,006
Patients on December 31:	9,740	10,600	11,760+	12,812	13,093*
Intensive Nursing Care	35	0	0	0	0
Skilled Nursing Care	7,665	8,357	9,531	10,474	10,631
Intermediate Nursing Care	2,040	2,243	2,229	2,338	2,462
Patients Served during Year:	15,941	17,161	18,881+	19,925	19,721*#
Intensive Nursing Care	51	0	0	0	0
Skilled Nursing Care	12,790	13,936	15,728	16,724	16,319
Intermediate Nursing Care	3,100	3,225	3,153	3,201	3,402
New Admissions During Year:	7,649	7,478	8,432+	8,148	7,185*#
Intensive Nursing Care	15	0	0	0	0
Skilled Nursing Care	5,916	6,156	7,180	6,970	5,867
Intermediate Nursing Care	1,718	1,322	1,252	1,178	1,318

& - Excludes patients in three facilities for which no information was available.

+ - In the original 1979 report four facilities which closed during the year were inadvertently included.

\* - Excludes patients in two facilities for which no information was available.

# - Includes patients from one facility which closed during the year.

Table I

1961-2002 Continued

Item and Type of Nursing Home	1981	1982	1983	1984
Counties with Nursing Homes on December 31:	72	72	72	72
Nursing Homes on December 31:	163	165	167	170
Skilled Nursing Care	32	32	32	35
Intermediate Nursing Care	29	27	28	31
Skilled/Intermediate	102	106	107	104
Bed Count on December 31:	13,455	13,793	14,091	14,171
Skilled Nursing Care	2,122	2,285	2,290	2,435
Intermediate Nursing Care	1,730	1,659	1,778	2,021
Skilled/Intermediate	9,603	9,849	10,023	9,715
Patients on December 31:	12,961	13,456	13,807	13,796
Skilled Nursing Care	1,998	2,236	2,227	2,356
Intermediate Nursing Care	1,636	1,586	1,640	1,906
Skilled/Intermediate	9,327	9,634	9,940	9,534
Patients Served During the Year:	19,753	19,866	19,813	20,904
Skilled Nursing Care	3,401	3,524	3,348	3,927
Intermediate Nursing Care	2,453	2,387	2,361	2,945
Skilled/Intermediate	13,899	13,955	14,104	14,032
New Admissions During the Year:	7,573	6,831	6,351	7,214
Skilled Nursing Care	1,408	1,315	1,111	1,700
Intermediate Nursing Care	904	853	857	1,099
Skilled/Intermediate	5,261	4,663	4,383	4,415

Table I

1961-2002 Continued

Item and Type of Nursing Home	1985	1986	1987	1988	1989
Counties with Nursing Homes on December 31:	71	72	72	73	74
Nursing Homes on December 31:	174	182	189	163	172
Skilled Nursing Care	37	47	65	35	38
Intermediate Nursing Care	36	44	47	21	21
Skilled/Intermediate	101	91	77	107	113
Bed Count on December 31:	14,472	14,613	14,763	14,949	15,450
Skilled Nursing Care	2,637	3,281	4,813	4,451	4,012
Intermediate Nursing Care	2,216	2,990	2,736	2,816	2,408
Skilled/Intermediate	9,619	8,342	7,214	7,682	9,030
Patients on December 31:	14,047	14,128	14,303	14,524	14,867
Skilled Nursing Care	2,522	3,122	4,668	4,310	3,779
Intermediate Nursing Care	2,063	2,831	2,586	2,740	2,319
Skilled/Intermediate	9,462	8,175	7,049	7,474	8,769
Patients Served During the Year:	21,142	21,680	21,695	21,684	22,220
Skilled Nursing Care	4,423	5,649	8,120	7,327	6,518
Intermediate Nursing Care	3,089	4,295	3,638	3,842	3,162
Skilled/Intermediate	13,630	11,736	9,937	10,515	12,540
New Admissions During the Year:	7,324	7,683	7,614	7,475	7,696
Skilled Nursing Care	1,949	2,487	3,173	3,019	2,806
Intermediate Nursing Care	1,126	1,526	1,419	1,163	871
Skilled/Intermediate	4,249	3,670	3,022	3,293	4,019



Table I

1961-2002 Continued

Item and Type of Nursing Home	1990	1991	1992	1993
Counties with Nursing Homes on December 31:	74	77	77	78
Nursing Homes on December 31:	166	170	173	173
Bed Count on December 31:	15,322	15,768	16,051	16,251
Patients on December 31:	15,000	15,374	15,693	15,781
Patients Served During the Year:	21,923	22,126	22,084	23,007
New Admissions During the Year:	7,344	7,121	6,713	7,361
Live Discharges During the Year:	3,864	3,842	3,486	4,140
Deaths During the Year:	3,059	2,910	2,905	3,086
Patient Days During the Year:	5,397,817	5,512,559	5,682,504	5,703,676

Table I

1961-2002 Continued

Item and Type of Nursing Home	1994	1995	1996	1997
Counties with Nursing Homes on December 31:	79	79	79	79
Nursing Homes on December 31:	174	175*	179	179
Bed Count on December 31:	16,371	16,531	17,208	17,335
Patients on December 31:	15,942	15,897	16,326	16,576
Patients Served During the Year:	23,717	24,402	25,352	27,211
New Admissions During the Year:	8,008	8,545	9,423	10,957
Live Discharges During the Year:	4,568	5,285	5,677	7,144
Deaths During the Year:	3,207	3,220	3,349	3,491
Patient Days During the Year:	5,728,105	5,763,387	5,870,540	5,967,856

\*The Myrtles in Marion County did not submit a 1995 annual report.

Table I

1961-2002 Continued

Item and Type of Nursing Home	1998	1999	2000	2001	2002
Counties with Nursing Homes on December 31:	79	79	80	81	81
Nursing Homes on December 31:	179*	181	189	193	199
Bed Count on December 31:	17,376	17,631	18,161	18,566	18,896
Patients on December 31:	16,508	16,588	16,504	16,720	16,619
Patients Served During the Year:	27,798	28,003	28,384	29,131	29,465
New Admissions During the Year:	11,280	11,460	11,798	12,632	12,767
Live Discharges During the Year:	7,670	7,729	7,923	8,532	8,801
Deaths During the Year:	3,620	3,686	3,957	3,879	4,045
Patient Days During the Year:	5,991,645	6,026,899	6,033,737	6,039,511	6,051,599

\*Crawford Nursing Home in Hinds County is not included.

Table II

ICF/MR, Bed Count, Patient Census, Patients Served,  
And New Admissions as of December 31, 1981-2002

	1981	1982	1983	1984
Counties with ICF/MRs on December 31:	10	10	10	10
ICF/MRs on December 31:	13	14	14	14
Bed Count on December 31:	1,338	1,577	1,582	1,582
Patients on December 31:	1,294	1,518	1,553	1,556
Patients Served During the Year:	1,503	1,791	1,812	1,771
New Admissions During the Year:	511	497	289	218

Table II

## 1981-2002 Continued

	1985	1986	1987	1988	1989
Counties with ICF/MRs on December 31:	9	9	9	9	9
ICF/MRs on December 31:	13	13	12	12	12
Bed Count on December 31:	1,565	1,572	1,622	1,622	1,622
Patients on December 31:	1,526	1,546	1,559	1,570	1,587
Patients Served During the Year:	1,759	1,824	1,832	1,820	1,850
New Admissions During the Year:	225	297	286	260	280

Table II

1981-2002 Continued

	1990	1991	1992	1993
Counties with ICF/MRs on December 31:	9	9	9	9
ICF/MR Facilities on December 31:	12	12	12	12
Bed Count on December 31:	1,876	1,856	1,856	1,970
Patients on December 31:	1,820	1,798	1,815	1,931
Patients Served During the Year:	2,110	2,025	1,977	2,124
New Admissions During the Year:	292	205	179	309
Live Discharges During the Year:	281	215	143	176
Deaths During the Year:	9	12	19	19
Patient Days During the Year:	655,672	644,383	656,806	690,919

Table II

1981-2002 Continued

	1994	1995	1996	1997
Counties with ICF/MRs on December 31:	9	9	9	9
ICF/MR Facilities on December 31:	12	12	12	13
Bed Count on December 31:	2,065	2,131	2,225	2,409
Patients on December 31:	2,020	2,109	2,190	2,335
Patients Served During the Year:	2,202	2,321	2,394	2,775
New Admissions During the Year:	271	301	285	514
Live Discharges During the Year:	164	186	174	406
Deaths During the Year:	18	26	30	34
Patient Days During the Year:	717,814	757,021	772,670	834,604

Table II  
1981-2002 Continued

	1998	1999	2000	2001
Counties with ICF/MRs on December 31:	9	9	9	9
ICF/MR Facilities on December 31:	13	13	13	13
Bed Count on December 31:	2,480	2,538	2,611	2,639
Patients on December 31:	2,409	2,484	2,484	2,581
Patients Served During the Year:	2,665	2,740	2,881	2,930
New Admissions During the Year:	329	331	397	380
Live Discharges During the Year:	218	223	279	307
Deaths During the Year:	39	33	52	42
Patient Days During the Year:	834,604	893,381	925,759	936,510

Table II  
1981-2002 Continued

	2002
Counties with ICF/MRs on December 31:	9
ICF/MR Facilities on December 31:	13
Bed Count on December 31:	2,639
Patients on December 31:	2,584
Patients Served During the Year:	2,843
New Admissions During the Year:	262
Live Discharges During the Year:	213
Deaths During the Year:	46
Patient Days During the Year:	947,384

Table III

Psychiatric Residential Treatment Facility Bed count, Patient Census,  
Patients Served, and New Admissions as of December 31, 1994-2001

	1994	1995	1996
Counties with Psy/Res Treatment Fac. on December 31:	2	4	4
Psy/Res Treatment Fac. on December 31:	2	4	4
Bed Count on December 31:	88	158	147
Patients on December 31:	107	111	98
Patients Served During the Year:	170	234	385
New Admissions During the Year:	73	147	274
Live Discharges During the Year:	63	123	287
Deaths During the Year:	0	0	0
Patient Days During the Year:	8,038	35,103	40,344

Table III

1994-2001 Continued

	1997	1998	1999
Counties with Psy/Res Treatment Fac. on December 31:	5	5	4
Psy/Res Treatment Fac. on December 31:	5	5	4
Bed Count on December 31:	177	196	166
Patients on December 31:	135	160	142
Patients Served During the Year:	480	758	476
New Admissions During the Year:	382	391	332
Live Discharges During the Year:	345	367	334
Deaths During the Year:	0	0	0
Patient Days During the Year:	44,965	58,569	51,160

Table III  
1994-2001 Continued

	2000	2001
Counties with Psy/Res Treatment Fac. on December 31:	5	4
Psy/Res Treatment Fac. on December 31:	5	4
Bed Count on December 31:	203	173
Patients on December 31:	184	165
Patients Served During the Year:	575	546
New Admissions During the Year:	433	382
Live Discharges During the Year:	391	381
Deaths During the Year:	0	0
Patient Days During the Year:	61,928	60,549

Table IV

Personal Care Homes, Bed Count, Patient Census, Patients Served,  
And New Admissions as of December 31, 1966-2002

	1966	1967	1968	1969	1970
Counties with Personal Care Homes on December 31:	14	13	12	12	11
Institutions on December 31:	22	18	16	15	12
Bed Count on December 31:	324	277	223	207	165
Patients on December 31:	280	235	197	175	150
Patients Served during Year:	597	510	476	248	187
New Admissions During Year:	314	294	277	74	43
Live Discharges During Year:	92	51	44	65	35
Deaths During Year:	24	28	9	8	2
Inpatient Days During Year:	103,270	72,283	60,085	63,003	52,363

Table IV

## 1966-2002 Continued

	1971	1972	1973	1974	1975
Counties with Personal Care Homes on December 31:	12	12	11	N/A	N/A
Institutions on December 31:	13	13	12	8	9
Bed Count on December 31:	266	272	252	167	189
Patients on December 31:	208	201	168	105	111
Patients Served during Year:	263	243	221	130	137
New Admissions During Year:	43	36	29	19	16
Live Discharges During Year:	42	31	42	19	21
Deaths During Year:	13	11	11	6	5
Inpatient Days During Year:	74,455	74,052	66,930	N/A	N/A



Table IV

1966-2002 Continued

	1976	1977	1978	1979	1980
Counties with Institutions on December 31:	9	7	8	N/A	8
Institutions on December 31:	9	9	9	9	11
Bed Count on December 31:	187	199	161	155	177
Patients on December 31:	110	121	107	112	139
Patients Served During Year:	135	159	135	130	188
New Admissions During Year:	24	39	22	20	54
Live Discharges During Year:	21	35	27	11	40
Deaths During Year:	4	3	1	7	9
Inpatient Days During Year:	N/A	N/A	40,528	39,064	47,006

Table IV

1966-2002 Continued

	1981	1982	1983	1984	1985
Counties with Personal Care Homes on December 31:	6	7	11	15	16
Personal Care Homes on December 31:	14	18	33	41	48
Bed Count on December 31:	193	293	509	617	782
Patients on December 31:	168	240	421	493	605
Patients Served During the Year:	N/A	294	586	720	936
New Admissions During the Year:	N/A	152	337	296	452
Live Discharges During the Year:	N/A	52	155	217	318
Deaths During the Year:	N/A	2	12	10	16
Inpatient Days During Year:	N/A	60,376	113,243	171,367	199,945

Table IV

1966-2002 Continued

	1986	1987	1988	1989	1990
Counties with Personal Care Homes on December 31:	24	24	26	28	33
Personal Care Homes on December 31:	65	70	76	79	89
Bed Count on December 31:	1,064	1,206	1,339	1,476	1,745
Patients on December 31:	732	906	974	1,041	1,229
Patients Served During the Year:	1,173	1,415	1,510	1,610	1,907
New Admissions During the Year:	572	733	626	713	890
Live Discharges During the Year:	425	471	504	542	636
Deaths During the Year:	17	39	32	27	44
Patient Days During Year:	234,613	291,609	332,713	359,511	401,147

Table IV

1966-2002 Continued

	1991	1992	1993	1994	1995
Counties with Personal Care Homes on December 31:	36	37	40	39	43
Personal Care Homes on December 31:	102	111	124	128	140
Bed Count on December 31:	2,005	2,302	2,477	2,490	2,710
Patients on December 31:	1,420	1,665	1,859	1,798	1,976
Patients Served During the Year:	2,285	2,567	2,825	2,910	3,090
New Admissions During the Year:	1,036	1,123	1,227	1,273	1,353
Live Discharges During the Year:	795	824	873	990	1,014
Deaths During the Year:	70	78	93	122	100
Patient Days During the Year:	486,542	563,430	608,894	592,642	657,255

Table IV

1966-2002 Continued

	1996	1997	1998	1999	2000
Counties with Personal Care Homes on December 31:	50	51	33	56	53
Personal Care Homes on December 31:	153	159	89	194	203
Bed Count on December 31:	2,856	3,392	1,745	4,710	5,013
Patients on December 31:	1,821	2,242	1,229	3,074	3,360
Patients Served During the Year:	2,950	3,439	1,907	4,569	5,028
New Admissions During the Year:	1,229	1,544	890	2,115	2,045
Live Discharges During the Year:	990	1,040	636	1,265	1,413
Deaths During the Year:	139	158	44	230	260
Patient Days During the Year:	620,742	643,081	401,147	713,486	789,382

Table IV

1966-2002 Continued

	2001	2002
Counties with Personal Care Homes on December 31:	57	56
Personal Care Homes on December 31:	190	194
Bed Count on December 31:	4,826	4,783
Patients on December 31:	3,191	3,552
Patients Served During the Year:	5,174	5,349
New Admissions During the Year:	1,983	1,976
Live Discharges During the Year:	1,462	1,423
Deaths During the Year:	334	374
Patient Days During the Year:	917,944	956,586

## Appendix C

Nursing Facility Beds by County 1995-2005

County	1995	2005
Total	16,531	18,888
Adams County	274	259
Adams County Nursing Center	120	105
Glenburney Healthcare	96	96
Trace Haven Health and Rehab	58	58
Alcorn County	259	264
Cornerstone Health & Rehab of Corinth	95	95
Mississippi Care Center of Alcorn County	120	125
Whitfield Nursing Home	44	44
Amite County		
Liberty Community Living Center		80
Attala County		270
Attala County Nursing Center	119	120
Mississippi State Veterans Home Kosciusko		150
Benton County		
Briar Crest Extended Care	60	60
Bolivar County	409	450
Bolivar Health and Rehab Center	75	75
Bolivar Medical Center	34	35
Cleveland Nursing and Rehab Center	120	120
Oak Grove Retirement Home	60	60
Shelby Nursing and Rehab	120	60
Calhoun County	145	155
Bruce Nursing Center	25	35
Calhoun County Nursing Home	120	120
Carroll County		
Vaiden Community Living Center		60
Chickasaw County	132	139
Floy Dyer Manor	66	66
Shearer Richardson Memorial Nursing Home	66	73
Choctaw County		
Choctaw County Nursing Center	66	73
Claiborne County		
Claiborne County Nursing Center	66	77

Nursing Facility Beds by County 1995-2005

County	1995	2005
Clarke County	130	135
H.C. Watkins Memorial Hospital	10	15
Lakeside Living Center	120	120
Clay County	180	180
Dugan Memorial Home	60	60
West Point Community Living Center	120	120
Coahoma County	206	178
Clarksdale Nursing Center	120	112
Greenbough Nursing Center	66	66
Northwest Mississippi Regional Medical Center	20	
Copiah County		180
Copiah Living Center		60
Pine Crest Guest Home	120	120
Covington County		210
Covington County Nursing Home	60	60
Mississippi State Veterans Home Collins		150
DeSoto County		320
Beverly Healthcare Southaven		140
Desoto Healthcare Center	120	120
Landmark of DeSoto		60
Forrest County	656	496
Bedford Care Center of Hattiesburg	192	162
Bedford Care Center Monroe Hall	220	90
Bedford Care Center of Petal	60	60
Hattiesburg Convalescent Center	184	184
Franklin County		
Meadville Convalescent Home	60	60
George County		
Glenoaks Nursing Center	60	60
Greene County	120	120
Brookwood Manor Nursing Center	60	60
Greene Rural Health Center	60	60
Grenada County	257	257
Grenada Health and Rehab Center	137	137
Grenada Living Center	120	120

Nursing Facility Beds by County 1995-2005

County	1995	2005
Hancock County	149	132
Dunbar Village Terrace	89	
Woodland Village Nursing Center	60	132
Harrison County	791	676
Biloxi Community Living Center	220	240
The Boyington	120	120
Dixie White House Nursing Home	60	60
Driftwood Nursing Center	151	151
Lakeview Nursing Center	60	105
Miramar Lodge Healthcare	180	
Hinds County	1,403	1,556
Belhaven Nursing Center	60	60
Care Center of Clinton	121	121
Chadwick Nursing and Rehab Center	102	100
Community Nursing Home	60	60
Compere's Nursing Home	60	60
Cottage Grove Nursing Home	60	120
Forest Hill Nursing Center	71	87
Hinds County Nursing and Rehab Center	119	100
Lakeland Nursing and Rehab	105	105
Magnolia Nursing Center	60	60
Manhattan Nursing and Rehab Center	180	180
Mississippi State Veterans Home Jackson	150	150
Pleasant Hills Community Living Center	120	120
Trinity Mission Health & Rehab	135	145
Willow Creek Retirement Center		88
Holmes County	120	148
Lexington Manor Nursing Center	60	68
University Hospital Nursing Center Durant	60	80
Humphreys County		
Humphreys County Nursing Center	60	60
Itawamba County	190	196
Courtyards Community Living Center	60	66
Daniel Health Care	130	130

Nursing Facility Beds by County 1995-2005

County	1995	2005
Jackson County	376	528
Ocean Springs Nursing Center	103	115
Plaza Community Living Center	120	120
River Chase Village		60
Singing River Rehab and Nursing	153	160
Sunplex Subacute Center		73
Jasper County		
Jasper County Nursing Home	104	110
Jefferson County		
Jefferson County Nursing Home	50	60
Jeff Davis County		
Jefferson Davis Community Hospital ECF	60	60
Jones County	507	438
Care Center of Laurel	130	130
Comfortcare Nursing Center	40	126
Jones County Rest Home	122	122
Lakeview Nursing Facility	155	
Laurelwood Community Living Center	60	60
Kemper County	79	
Kemper Home Place Nursing Facility	19	
Mississippi Care Center of DeKalb	60	60
Lafayette County	172	330
Golden Years Retirement Home	37	
Graceland Care Center of Oxford	135	180
Mississippi State Veterans Home Oxford		150
Lamar County		180
Adventist Health Center	120	120
Windham House		60
Lauderdale County	780	830
Beverly Healthcare Broadmoor	120	120
Guardian Angel Healthcare, Inc	99	128
Meridian Community Living Center	58	58
Poplar Springs Nursing Center	120	130
Queen City Nursing Center	73	84
Riley Nursing Center	82	82
Reginald P White Nursing Facility	228	228



Nursing Facility Beds by County 1995-2005

County	1995	2005
Lawrence County		
Lawrence County Nursing Center	60	60
Leake County	134	143
Carthage Health Care Center	90	99
Leake Memorial ECF	44	44
Lee County	458	487
Beverly Healthcare Eason	120	120
Cedars Health Center	130	140
NMMC Baldwin Nursing Facility	88	107
Tupelo Nursing and Rehab Center	120	120
Leflore County	410	410
Crystal Health & Rehab of Greenwood	110	110
Golden Age	180	180
River View Nursing & Rehab Center	120	120
Lincoln County	299	320
Beverly Healthcare Brookhaven	58	58
Countrybrook Living Center	121	121
Haven Hall Healthcare Center	60	81
Silver Cross Home	60	60
Lowndes County	180	380
Aurora Australis Lodge	120	120
Trinity Healthcare Center		60
Vineyard Court Nursing Center	60	60
The Windsor Place Nursing and Rehab Center		140
Madison County	240	455
The Arbor		60
Highland Home		120
Madison County Nursing Home	60	95
The Nichols Center	60	60
St Catherine's Village Sienna Center	120	120
Marion County	252	297
Columbia Health and Rehab Center	119	119
The Grove	60	80
The Myrtles Nursing Center	73	98
Marshall County		180
Trinity Mission Health and Rehab of Great Oaks		60
Trinity Mission Health and Rehab of Holly Springs	120	120

Nursing Facility Beds by County 1995-2005

County	1995	2005
Monroe County	240	332
Beverly Healthcare Amory	120	152
Care Center of Aberdeen	120	120
River Place Nursing Center		60
Montgomery County		
Winona Manor Nursing Home	120	120
Neshoba County	298	328
Choctaw Residential Center	120	120
Hilltop Manor	60	60
Neshoba County Nursing Home	118	148
Newton County		
Bedford Care Center of Newton	120	120
Noxubee County		
Noxubee County Nursing Home	60	60
Oktoberfest County		179
Carrington Nursing Center		60
Starkville Manor Healthcare	119	119
Panola County	180	190
Beverly Healthcare Batesville	120	130
Sardis Community Nursing Home	60	60
Pearl River County	186	246
Covenant Health and Rehab of Picayune	120	120
Pearl River County Nursing Home	66	126
Perry County		
Perry County Nursing Center	60	60
Pike County	265	315
Camellia Estates		30
McComb Extended Care	145	145
McComb Nursing and Rehab Center	120	140
Pontotoc County	164	164
Graceland Care Center of Pontotoc	60	60
Pontotoc Nursing Home	44	44
Sunshine Rest Home	60	60

Nursing Facility Beds by County 1995-2005

County	1995	2005
Prentiss County		144
The Landmark Nursing and Rehab		80
Longwood Community Living Center	64	64
Quitman County		
Quitman County Nursing Home	60	60
Rankin County	747	929
Brandon Court		100
Brandon Nursing and Rehab Center	230	230
Briar Hill Rest Home	60	60
Jaquith Nursing Home Adams Inn	457	59
Jaquith Nursing Home Jaquith Inn		87
Jaquith Nursing Home Jefferson Inn		86
Jaquith Nursing Home Madison Inn		85
Jaquith Nursing Home Monroe Hall		88
Jaquith Nursing Home Washington		74
Methodist Specialty Care Center		60
Scott County	150	140
Lackey Convalescent Home	30	20
Mississippi Care Center of Morton	120	120
Sharkey County		
Heritage Manor Rolling Fork	60	54
Simpson County	180	180
Bedford Care Center of Mendenhall	60	60
Hillcrest Nursing Center	120	120
Smith County		
Rolling Acres Retirement Center	121	121
Stone County		208
Azalea Gardens Nursing Center	137	149
Stone County Nursing and Rehab		59
Sunflower County	207	244
Indianola Health and Rehab	75	75
Ruleville Nursing and Rehab Center	90	109
Walter B Crook Nursing Facility	42	60
Tallahatchie County		
Tallahatchie General Hospital ECF	61	68

Nursing Facility Beds by County 1995-2005

County	1995	2005
Tate County		
Senatobia Convalescent Center	120	120
Tippah County	216	240
Beverly Healthcare Ripley	120	140
Rest Haven Nursing Home	60	60
Tippah County Nursing Home	36	40
Tishomingo County	156	178
Tishomingo Community Living Center	36	73
Tishomingo Manor	120	105
Tunica County		
Tunica Nursing Home	60	60
Union County		180
Graceland Care Center of New Albany	120	120
Union County Health and Rehab		60
Walthall County	120	137
Beverly Healthcare Tylertown	60	60
Billdora Nursing Home	60	77
Warren County	410	405
Covenant Health and Rehab of Vicksburg	120	120
Heritage House Nursing Center	60	60
River Region Health System SNF	31	25
Shady Lawn Nursing Home	99	100
Vicksburg Convalescent Home	100	100
Washington County	356	356
Arnold Avenue Nursing Home	60	60
Autumn Leaves Nursing Home	60	60
Legacy Manor Nursing and Rehab	120	60
Mississippi Care Center of Greenville	116	116
Washington Care Center		60
Wayne County		
Pine View Health Care Center	73	90
Webster County	132	155
Beverly Healthcare Eupora	99	119
Webster Health Services	33	36

Nursing Facility Beds by County 1995-2005

<u>County</u>	<u>1995</u>	<u>2005</u>
Wilkinson County		
Wilkinson County Nursing Center	105	105
Winston County	180	180
Care Center of Louisville	60	60
Winston County Nursing Home	120	120
Yalobusha County		
Yalobusha County Nursing Home	59	120
Yazoo County	221	221
Martha Coker Convalescent Home	41	41
Yazoo City Health and Rehab Center	180	180

ICF/MR Beds by County 1995-2005

County	1995	2005
Total	2,131	2,724
Coahoma County		
Delta Manor	130	132
Harrison County		
South Mississippi Regional Center	200	260
Jones County	497	712
Clover Circle ICF/MR	142	197
Hillside ICF/MR	138	138
Pecan Grove ICF/MR	217	283
Paul D. Cotten ICF/MR		94
Lafayette County		
Woodlane ICF/MR	330	470
Lincoln County		
Lincoln Residential Center	140	140
Madison County		
Canton Manor	130	132
Oktoberbeha County		
Rolling Hills Development Center	130	140
Rankin County		
Hudspeth Regional Center	325	415
Simpson County	249	323
Millcreek ICF/MR	79	125
W.L. Jaquith ICF/MR	170	198

Psychiatric Residential Treatment Facility Beds by County 1995-2005

<u>County</u>	<u>1995</u>	<u>2005</u>
Total	158	330
DeSoto County Parkwood Behavioral Health System	40	40
Harrison County Specialized Treatment Facility CPC Sand Hill Behavioral Health	30	48
Hinds County Cares Center	22	44
Lauderdale County The Crossings		60
Pontotoc County Millcreek of Pontotoc		51
Simpson County Millcreek Psy Res/Treatment	66	57
Winston County Diamond Grove Center		30

Personal Care Home Beds by County 1995-2005

County	1995	2005
Total	2,710	4,842
Adams County	69	61
Arnold's Personal Care Home	16	15
Magnolia House	53	46
Alcorn County		69
Country Cottage Assisted Living		29
Dogwood Plantation of Corinth		40
Attala County	17	40
Atwood Personal Care Home #1	9	9
Atwood Personal Care Home #2		31
South Haven Personal Care Home	8	
Benton County		
Oak Hill Personal Care Home	31	
Bolivar County		162
Cleveland Personal Care Community		95
Cornerstone Personal Care Home		16
Indywood Estate		38
Lawson Personal Care Home		13
Calhoun County		
Bruce Nursing Center		20
Chickasaw County		
Langford's Magnolia Personal Care Home		24
Claiborne County		
Claiborne County Personal Care Home	4	
Clarke County	33	
Depot Street Love and Care	12	
Golden Meadow	13	20
H. C. Watkins Memorial Hospital	8	
Clay County		28
Fondren's Personal Care Home	7	7
Waverly Care Home		21
Coahoma County		
Flowers Glen Personal Care	26	36



Personal Care Home Beds by County 1995-2005

County	1995	2005
Covington County		
Covington Ridge		29
DeSoto County		131
Dogwood Plantation of Olive Branch		36
Hermitage Gardens		65
Wesley Meadows Retirement Community		30
Forrest County	102	182
The Arlington	72	
Country Comfort		16
Hartford Place	20	20
Jamison Personal Care Home	10	
Loyalton of Hattiesburg		90
Pine Meadow Special Care Center		56
George County		68
Benndale Personal Care		11
Golden Age Home	10	10
Ramsey Springs Village		24
Silvercrest Personal Care		9
Smith Manor		14
Grenada County		58
Graceland of Grenada		38
Graceland of Grenada North	36	20
Hancock County	70	
Dunbar Village Courtyard	54	
Woodland Village Nursing Center	16	2
Harrison County	136	211
A Connecting Heart		8
Alpha Personal Care Home		14
Chapman Oaks Inc	20	15
Jackson's Personal Care Home	11	
The Kare Centre Personal Care	20	
Klondyke Acres Personal Care Home	11	
Lakeview Personal Care Home		10
Loyalton of Biloxi		105
Seashore Personal Care	50	50
Shepherd House		9
Westchester Personal Care Home	24	

Personal Care Home Beds by County 1995-2005

County	1995	2005
Hinds County	374	395
Alpha & Omega Personal Care Home	14	13
Ann's Personal Care Home	18	
Autumn Light		23
Burns Street Assisted Living	24	
Campbell's Personal Care Home		6
Central Mississippi Personal Care Home	13	13
Community Health and Welfare	14	14
Eldercare Personal Care Home	14	11
Erie Personal Care Home		11
Evans Personal Care Home	13	
F&K Personal Care Home	4	
Gena's Four Seasons		8
Hope Personal Care Home		18
Hunt Street Personal Care Home	12	
Izora's Personal Care Home	12	12
Lou's Personal Care Home	6	
McAllister's Personal Care Home	12	11
Myles Retreat Home for the Golden Age	24	43
North Grove Personal Care	34	34
Parker's Personal Care Home	16	16
Peach Orchard Assisted Living	30	
Pope's Personal Care Home	6	6
R & R Personal Care Home	10	
Ramsey's Personal Care Home	12	12
Riggs Manor Retirement Community Assisted Living		32
Rose Manor Personal Care Home	28	
St David's Personal Care Home		8
Spirit of Life Personal Care	23	
Strickland's Personal Care Home	6	6
T's Personal Care Home		10
Teat's Personal Care Home	16	
Trace Point Retirement		88
Wells Personal Care Home	5	
Wheeler's Personal Care	8	
Holmes County		
Miss Bernice's House		16
University Hospital Nursing Center	20	
Itawamba County		78
Countrywood Plantation		32
Dogwood Plantation of Fulton		32
Phillips Personal Care Home	14	14

Personal Care Home Beds by County 1995-2005

County	1995	2005
Jackson County	173	120
A New Beginning Care Center		10
Alternative Personal Care Home		12
Casa De Lola Assisted Living		15
Chateau DeVille Personal Care	7	
Dorchester Arms	32	34
The Gardens		49
The Gardens at Bay Towers	45	
Gautier Personal Care Home	39	
Home Share of Ocean Springs	10	
Jackson County Personal Care	20	
Majestic Personal Care Home	20	
Jones County	122	125
Berry Wood Personal Care Home	12	
ComfortCare Assisted Living		12
Cottonwood Manor		24
Hazel's Personal Care Home	14	
Magnolia Gardens Assisted Living	52	35
Northview Villa Personal Care	27	54
State Manor	9	
The Village Care Home	8	
Lafayette County		144
Azalea Court		80
Hermitage Gardens of Oxford		64
Lamar County		76
Alden Pointe		45
Magnolia Place		18
Windham House	6	13
Lauderdale County	138	155
Aldersgate Personal Care	60	60
Benchmark Health Care	53	
McCoy Personal Care Home	15	15
Queen City Personal Care Home	10	
Silverleaf Manor		80
Lawrence County		22
Heritage Manor Personal Care Home		12
Lawrence County Hospital Personal Care		10

Personal Care Home Beds by County 1995-2005

County	1995	2005
Leake County		
Walnut Grove TLC	12	
Lee County	142	348
Avonlea Assisted Living & Retirement		56
Davis Personal Care Home	19	
Eastpark Manor Personal Care	18	
Golden Age Personal Care	11	
Homeplace Assisted Living	24	72
The HomePlace of Nettleton		7
Mitchell Center Personal Care	60	60
Riverbirch Residence		30
Rosewood Residence		75
Samaritan Garden Personal Care Home		32
Sanders Personal Care Home	10	
Leflore County		74
Country Meadow Personal Care Home		14
Indywood Glen		60
Life Help Alternative Living	22	
Lincoln County	22	45
Haven Hall Healthcare Center		15
New Dawn Retirement Center		8
Serenity Personal Care Home	9	9
Shady Oaks Personal Care Home	13	13
Lowndes County	152	205
The Arrington		55
Cherub's Personal Care Home	10	13
Collegeview Personal Care Home	6	6
Dale Personal Care Home #1	10	
Golden Age Care Home	9	
Grand's Place	11	
Homeplace of Columbus	20	62
Lakewood Personal Care	7	7
Quality Care Personal Care	18	
Tender Care Personal Care Home	10	
Trinity Place Personal Care	62	62

Personal Care Home Beds by County 1995-2005

County	1995	2005
Madison County	217	363
Chateau Ridgeland	45	
Christian Care Assisted Living	31	31
Old Ladies Home Association	20	20
The Orchard Personal Care Home	61	61
Ridgeland Point Assisted Living		100
St Catherine's Village Campbell Cove		36
St Catherine's Village Marion Hill	60	60
Seasons		10
Marion County	99	33
Bar-Sel Personal Care	11	11
The Grove		8
Haven House	14	
Myrtles Health Care Facility	45	
Sandy Hook Estate Personal Care Home	14	14
Star B Rest Home Personal Care Home	15	
Marshall County		
Christopher's Personal Care Home		46
Monroe County		68
Garden Suites Assisted Living		22
Monroe County Rest Home	12	12
Oak Tree Plantation		34
Neshoba County	16	34
Bee Hive Homes of Philadelphia		12
Elder Care	14	
Neshoba County Nursing Home	2	22
Newton County	81	99
Central Mississippi Residential Center		48
Magnolia Regional Residential Living		27
Newton Regional Hospital		25
Patsy's Personal Care Home	10	
Southern Comfort Personal Care I	11	
Southern Comfort Personal Care II	11	
Woodland Court	24	24
Noxubee County	23	25
Brooksville Assisted Living Home		10
Classic House Personal Care	8	
Elderly Care Center	15	15

Personal Care Home Beds by County 1995-2005

County	1995	2005
Oktibbeha County	96	55
Cantrell's Personal Care Home	16	15
First Family Personal Care Home	9	
Maben Personal Care Home	13	
O'Brian's Personal Care Home	22	22
Scribner Personal Care Home	18	18
TLC Personal Care Home #1	10	
TLC Personal Care Home #2	8	
Panola County		
Fairfield of Batesville		54
Pearl River County	76	126
Magnolia Personal Care	62	60
New Country Living Personal Care Home	14	14
Our Place		12
Our Place II		9
Shady Oaks of Carriere		11
Southern Pines Personal Care Home		20
Perry County		22
Community Assisted Living		12
Friends Personal Care Home		10
Pike County		108
Aston Court Retirement Community	25	50
Camellia Estates		48
McComb Nursing & Rehab Center		10
Pontotoc County	80	
Church Street Personal Care		40
The Nisbet Magnolia Manor	15	
Sunshine Personal Care Home	15	
Windham House, Inc. North	11	
Windham House, Inc. Annex	39	
Prentiss County		
Honeysuckle Cottage Personal Care	30	
The Landmark Community		40

Personal Care Home Beds by County 1995-2005

County	1995	2005
Rankin County	9	200
Brandon Court		6
Briar Hill Rest Home Personal Care Home	4	2
Brown's Personal Care Home	5	
Heritage House of Castlewoods		110
O'McDougle's Love & Care Home		11
Peach Tree Village		71
Scott County		24
Bee Hive Homes of Forest		12
Magnolia Manor		12
Simpson County	50	33
Bryant's Residential Care Facility	21	21
The Castin Personal Care Home	15	
Chatea Ray Personal Care Home	14	
La Dora Acres Assisted Living		12
Stone County		
Stone County Nursing & Rehab		1
Sunflower County		39
Indywood		28
Ruleville Nursing & Rehab Center		11
Tippah County		
Beverly Healthcare Personal Care		10
Ti shomingo County		90
Carrington House		18
Southern Magnolia Estates		34
Southern Magnolia Estates II		18
Southern Magnolia Estates II B		20
Ti shomingo Living Center	46	
Union County		106
Dogwood Plantation New Albany		24
Green Oak Manor Personal Care Home		12
Magnolia Place of New Albany		50
Rolling Hills Personal Care	15	
Sunshine Inn		20

Personal Care Home Beds by County 1995-2005

County	1995	2005
Warren County	33	77
Belmont Gardens Personal Care		25
Belmont Place Personal Care Home		11
Heritage House Assisted Living	19	41
Lovin' Care Personal Care Home	14	
Washington County		103
Magnolia Gardens of Greenville		48
Wellington Place of Greenville		55
Wayne County	43	57
Brookwood Villa Personal Care	6	24
Personal Care Retirement Home	11	
Pine View Health Care Center		3
Southern Living Assisted Living	9	30
Soulangana	9	
Total Care of Waynesboro	8	
Webster County		
Vickers Personal Care Home	7	13
Winston County	14	30
Community Care Inn	7	
Country Place	7	
JRS & J Adult Care Center		16
Lakeside Village		14
Yalobusha		
Yalobusha County Assisted Living		2



## Appendix D

## Licensed and Certified Long-Term Care Facilities

### Adams County

Adams County Nursing Center  
587 John R. Junkin Drive  
Natchez, Mississippi 39120  
Phone: 601-446-8426  
Fax: 601-446-8474  
Adams Community Care Center, Licensee  
Edward E. Crow, Administrator  
Non-profit  
Medicaid/Medicare  
Capacity: 105

Glenburney Healthcare  
555 John R. Junkin Drive  
Natchez, Mississippi 39120  
Phone: 601-442-4395  
Fax: 601-442-0321  
Glenburney Healthcare, LLC, Licensee  
Amanda K. Floyd, Administrator  
Proprietary  
Medicaid/Medicare  
Capacity: 96

Trace Haven Health and Rehab  
344 Arlington Avenue  
Natchez, Mississippi 39120  
Phone: 601-442-4393  
Fax: 601-446-8909  
Dynamic Natchez Operating Co, LLC,  
Licensee  
Linda T. Crain, Administrator  
Proprietary  
Medicaid/Medicare  
Capacity: 58

### Alcorn County

Cornerstone Health & Rehab of Corinth  
(Corinth Health & Rehab. Center)  
302 Alcorn Drive  
Corinth, Mississippi 38834  
Phone: 662-286-2286  
Fax: 662-286-2289  
Cornerstone Health & Rehab of Corinth,  
LLC, Licensee  
Robin C. Skelton, Administrator  
Proprietary  
Medicaid/Medicare  
Capacity: 95

Mississippi Care Center of Alcorn  
County  
3701 Joanne Drive  
Corinth, Mississippi 38834  
Phone: 662-287-8071  
Fax: 662-287-8073  
Miss. Care Center of Alcorn county,  
Licensee  
Lisa Hosford, Administrator  
Proprietary  
Medicaid/Medicare  
Capacity: 125

Whitfield Nursing Home Inc.  
2101 East Proper Street  
P.O. Drawer 1425  
Corinth, Mississippi 38834  
Phone: 662-286-3331  
Fax: 662-286-0026  
Ann J. Whitfield, Licensee  
Sarah J. Whitfield, Administrator  
Proprietary  
Medicaid  
Capacity: 44

### Amite County

Liberty Community Living Center  
323 Industrial Park Drive  
P.O. Box 676  
Liberty, Mississippi 39645  
Phone: 601-657-1000  
Fax: 601-657-1008  
Community Living Center of Liberty,  
Licensee  
Sally T. McCoy, Administrator  
Proprietary  
Capacity: 80

### Attala County

Attala County Nursing Center  
326 Highway 12 West  
Kosciusko, Mississippi 39090  
Phone: 662-289-1200  
Fax: 662-289-3070  
Attala Community Care Center, Licensee  
Gary A. Cochran, Administrator  
Proprietary  
Medicaid/Medicare  
Capacity: 120

Mississippi State Veteran's Home  
310 Autumn Ridge Drive  
Kosciusko, Mississippi 39090  
Phone: 662-289-7809  
Fax: 662-289-7824  
Andrian A. Grice, Licensee  
Sandras A. Anderson, Administrator  
Public  
Non-Profit  
Capacity: 150

### **Benton County**

Briar Crest Extended Care  
16056 Boundary Drive  
P.O. Box 490  
Ashland, Mississippi 38603  
Phone: 662-224-6196  
Fax: 662-224-6899  
Vangurd of Ashland, Licensee  
Rosal M. Burden, Administrator  
Proprietary  
Medicaid/Medicare  
Capacity: 60

### **Bolivar County**

Bolivar Health & Rehab. Center  
200 Martin L. King Jr. Drive  
Cleveland, Mississippi 38732  
Phone: 662-843-5347  
Fax: 662-843-0751  
Dynamic Cleveland Operating Company, LLC,  
Licensee  
David Slaten, Administrator  
Proprietary  
Medicaid/Medicare  
Capacity: 75

Bolivar Medical Center Long Term  
Care Fac.  
901 East Sunflower Road  
P.O. Box 1380  
Cleveland, Mississippi 38732  
Phone: 662-846-2520  
Fax: 662-846-2521  
Steve Nichols, Licensee  
Patricia D. Rowe, Administrator  
Proprietary  
Medicaid  
Capacity: 35

Cleveland Nursing and Rehab. Center  
4036 Highway 8, East  
P.O. Box 1688  
Cleveland, Mississippi 38732  
Phone: 662-843-4014  
Fax: 662-843-5401  
Cleveland Nursing & Rehab Center,  
Licensee  
Kathryn F. Conn, Administrator  
Proprietary  
Medicaid/Medicare  
Capacity: 120

Oak Grove Retirement Home, Inc.  
209 Oak Circle  
P.O. Box 198  
Duncan, Mississippi 38740  
Phone: 662-395-2577  
Fax: 662-395-2568  
Charles E. Smith, Licensee &  
Administrator  
Proprietary  
Medicaid  
Capacity: 60

Shelby Nursing and Rehab Center  
1108 Church Street  
Shelby, Mississippi 38774  
Phone: 662-398-5117  
Fax: 662-398-7766  
Pensacola Health Trust, Licensee  
Sharon Peacock, Administrator  
Proprietary  
Medicaid  
Capacity: 60  
Reduced from 120 beds

### **Calhoun County**

Bruce Nursing Center, Inc.  
176 Highway 9 South  
P.O. Box 1280  
Bruce, Mississippi 38915  
Phone: 662-412-5100  
Fax: 662-412-5122  
Bruce Nursing Center, Licensee  
Stanley Northrip, Administrator  
Proprietary  
Medicaid  
Capacity: 35

Calhoun County Nursing Home  
152 Burke Road  
Calhoun City, Mississippi 38916  
Phone: 662-628-6611  
Fax: 662-628-6300  
Calhoun County, Licensee  
James Franklin, Administrator  
Public  
Medicaid  
Capacity: 120

### **Carroll County**

Vaiden Community Living Center  
1300 Highway 35 North  
Vaiden, Mississippi 39176  
Phone: 662-464-7714  
Fax: 662-464-7741  
Community Living Center of Vaiden,  
Licensee  
Colin K. Faulkner, Administrator  
Proprietary  
Medicare/Medicaid  
Capacity: 60

### **Chickasaw County**

Floy Dyer Manor  
1000 East Madison  
Houston, Mississippi 38851  
Phone: 662-456-1101  
Fax: 662-456-1106  
Robert M. Thornton, Jr. Licensee  
Linda S. Boutwell, Administrator  
Proprietary  
Medicaid/Medicare  
Capacity: 66

Shearer Richardson Memorial Nursing Home  
512 Rockwell Drive  
P.O. Box 420  
Okolona, Mississippi 38860  
Phone: 662-447-5463  
Fax: 662-447-3856  
Brenda G. Wise, Licensee & Administrator  
Public  
Medicaid  
Capacity: 73

### **Choctaw County**

Choctaw County Nursing Center  
148 West Cherry Street  
P.O. Box 1039  
Ackerman, Mississippi 39735  
Phone: 662-285-3257  
Fax: 662-285-2725  
Jeffery A. Morse, Licensee  
Pamela J. Nail, Administrator  
Proprietary  
Medicaid  
Capacity: 73

### **Clai borne County**

Clai borne County Nursing Center  
2124 Old Highway 61 South  
P.O. Box 1018  
Port Gibson, Mississippi 39150  
Phone: 601-437-8737  
Fax: 601-437-8724  
Clai borne County Nursing Center,  
Licensee  
Jay Massey, Administrator  
Proprietary  
Medicaid/Medicare  
Capacity: 77

### **Clarke County**

H.C. Watkins Mem Hospital ECF  
605 South Archusa Avenue  
Quitman, Mississippi 39355  
Phone: 601-776-6925  
Fax: 601-776-7147  
Fred Blackledge, Licensee  
Fred A. Truesdale, Jr., Administrator  
Non-Profit  
Medicaid/Medicare  
Capacity: 15

Lakeside Living Center  
191 Highway 511 East  
P.O. Drawer 10  
Quitman, Mississippi 39355  
Phone: 601-776-2141  
Fax: 601-776-5505  
Pensacola Health Trust, Licensee  
Tony Hamrick, Administrator  
Proprietary  
Medicaid/Medicare  
Capacity: 120

## Clay County

Dugan Memorial Home  
804 East Main Street  
P.O. Box 698  
West Point, Mississippi 39773  
Phone: 662-494-3640  
Fax: 662-494-3641  
Stephen L. McAlilly, Licensee  
Tammy Martin, Administrator  
Non-profit  
Medicaid/Medicare  
Capacity: 60

West Point Community Living Center  
1122 North Eshman Avenue  
P.O. Box 817  
West Point, Mississippi 39773  
Phone: 662-494-6011  
Fax: 662-494-6926  
Community Living Center of West  
Point, Licensee  
Alan D. Smith, Administrator  
Proprietary  
Medicaid/Medicare  
Capacity: 120

## Coahoma County

Clarksdale Nursing Center  
1120 Ritchie Avenue  
P.O. Box 1304  
Clarksdale, Mississippi 38614  
Phone: 662-627-2591  
Fax: 662-624-6233  
Caregivers, Licensee  
Charles F. Vincent, II, Administrator  
Proprietary  
Medicaid/Medicare  
Capacity: 112  
Decreased from 120 beds 12/09/05

Greenbough Nursing Center  
340 DeSoto Avenue, Extended  
Clarksdale, Mississippi 38614  
Phone: 662-627-3486  
Fax: 662-627-5654  
Pensacola Health Trust, Licensee  
Amanda Kirk, Administrator  
Proprietary  
Medicaid/Medicare  
Capacity: 66

## Copiah County

Copiah Living Center  
806 West Georgetown Street  
Crystal Springs, Mississippi 39059  
Phone: 601-892-1880  
Fax: 601-892-8739  
Copiah Community Care Center, LLC,  
Licensee  
Jayne Robinson, Administrator  
Non-profit  
Medicaid/Medicare  
Capacity: 60

Pine Crest Guest Home Inc.  
133 Pine Street  
Hazlehurst, Mississippi 39083  
Phone: 601-894-1411  
Fax: 601-894-3282  
Pinecrest, LLC, Licensee  
Joseph Cokely, Administrator  
Proprietary  
Medicaid/Medicare  
Capacity: 120

## Covington County

Covington County Nursing Center  
1207 South Fir Avenue  
P.O. Box 1089  
Collins, Mississippi 39428  
Phone: 601-765-8262  
Fax: 601-765-0080  
Collins Community CC, Licensee  
Brenda J. Leone, Administrator  
Non-Profit  
Medicaid/Medicare  
Capacity: 60

Mississippi State Veterans Home  
3261 Highway 49 South  
Collins, Mississippi 39428  
Phone: 601-765-0403  
Fax: 601-765-5045  
Adrian A. Grice, Licensee  
Dawn Bullock, Administrator  
Public  
Non-Profit  
Capacity: 150

## DeSoto County

Beverly Healthcare Southaven  
1730 Dorchester Drive  
Southaven, Mississippi 38671  
Phone: 662-393-0050  
Fax: 662-393-5179  
GGNSC Southaven, LLC, Licensee  
James O. Strom, Administrator  
Proprietary  
Medicaid/Medicare  
Capacity: 140

DeSoto Healthcare Center  
7805 Southcrest Parkway  
Southaven, Mississippi 38671  
Phone: 662-349-7500  
Fax: 662-349-2069  
DeSoto Healthcare, Licensee  
Donald Scipper, Administrator  
Proprietary  
Medicaid/Medicare  
Capacity: 120

Landmark of DeSoto  
3068 Nail Road West  
Horn Lake, Mississippi 38637  
Phone: 662-280-1219  
Fax: 662-280-4575  
DeSoto Community Care Center, Licensee  
Donald R. Blunt, Administrator  
Non-Profit  
Medicaid/Medicare  
Capacity: 60

## Forrest County

Bedford Care Center of Hattiesburg  
#10 Medical Boulevard  
Hattiesburg, Mississippi 39401  
Phone: 601-264-3709  
Fax: 601-264-1144  
Bedford Care Center, Hattiesburg, LLC,  
Licensee  
Margaret Heggins, Administrator  
Proprietary  
Medicaid/Medicare  
Capacity: 162  
Decreased from 192 beds

Bedford Care Center - Monroe Hall  
298 Cahal Street  
Hattiesburg, Mississippi 39401  
Phone: 601-582-9157  
Fax: 601-582-2639  
Bedford Care Center Monroe Hall, LLC,  
Licensee  
Robert M. Perry, Administrator  
Proprietary  
Medicaid/Medicare  
Capacity: 90  
Decreased from 120 beds

Bedford Care Center of Petal  
908 South George Street  
Petal, Mississippi 39465  
Phone: 601-544-7441  
Fax: 601-582-3217  
Bedford Care Center Petal, LLC, Licensee  
Elaine F. Brannan, Administrator  
Proprietary  
Medicaid/Medicare  
Capacity: 60

Hattiesburg Convalescent Center  
514 Bay Street  
Hattiesburg, Mississippi 39401  
Phone: 601-544-4230  
Fax: 601-582-2480  
Jewell C. McMahan, Licensee &  
Administrator  
Proprietary  
Medicaid  
Capacity: 184

## Franklin County

Meadville Convalescent Home  
300 Highway 556  
Meadville, Mississippi 39653  
Phone: 601-384-5861  
Fax: 601-384-5862  
Meadville LLC, Licensee  
Sara Boykin, Administrator  
Proprietary  
Medicaid/Medicare  
Capacity: 60

## **George County**

Glenoaks Nursing Center  
55 Susanne Street  
Lucedale, Mississippi 39452  
Phone: 601-947-2783  
Fax: 601-947-6182  
Delco, Inc, Licensee  
Teresa Crabtree, Administrator  
Proprietary  
Medicaid/Medicare  
Capacity: 60

## **Greene County**

Brookwood Manor Nursing Center  
1300 Melody Lane  
P.O. Box 640  
Leakesville, Mississippi 39451  
Phone: 601-394-2331  
Fax: 601-394-3738  
Delco, Inc., Licensee  
Kellie Hill, Administrator  
Proprietary  
Medicaid/Medicare  
Capacity: 60

Greene Rural Health Center  
1017 Jackson Avenue  
P.O. Box 819  
Leakesville, Mississippi 39451  
Phone: 601-394-2371  
Fax: 601-394-5495  
Dorothy Woods, Licensee  
Fay Hunt, Administrator  
Public  
Medicaid/Medicare  
Capacity: 60

## **Grenada County**

Grace Health & Rehab of Grenada  
(Grenada Health & Rehab. Center)  
1966 Hill Drive  
Grenada, Mississippi 38901  
Phone: 662-226-2442  
Fax: 662-226-7000  
Grace Health & Rehab of Grenada, LLC,  
Licensee  
Elizabeth L. Sprenger, Administrator  
Proprietary  
Medicaid/Medicare  
Capacity: 137

Grenada Living Center  
1950 Grandview Drive  
Grenada, Mississippi 38901  
Phone: 662-226-9554  
Fax: 662-226-5537  
Community Care Center of Grenada, LLC,  
Licensee  
James S. Williams, Administrator  
Proprietary  
Medicaid/Medicare  
Capacity: 120

## **Hancock County**

Dunbar Village Terrace  
725 Dunbar Avenue  
Bay St. Louis, Mississippi 39520  
Phone: 228-466-3099  
Fax: 228-466-3994  
Chris H. Cheek, Licensee &  
Administrator  
Proprietary  
Medicaid/Medicare  
Capacity: 99  
Closed

Woodland Village Nursing Center  
5427 Gex Road  
Diamondhead, Mississippi 39525  
Phone: 228-255-4832  
Fax: 228-255-4833  
HTC II Properties, LLC, Licensee  
Angela Powell, Administrator  
Proprietary  
Medicaid/Medicare  
Capacity: 132

## **Harrison County**

Biloxi Community Living Center  
2279 Atkinson Road  
Biloxi, Mississippi 39531  
Phone: 228-388-1805  
Fax: 228-388-9617  
Community Living Center Biloxi, LLC,  
Licensee  
Iraq Alipour, Administrator  
Proprietary  
Medicaid/Medicare  
Capacity: 240

The Boyington Nursing Facility  
1530 Broad Avenue  
Gulfport, Mississippi 39501  
Phone: 228-864-6544  
Fax: 228-868-8544  
Pensacola Health Trust, Inc, Licensee  
Dennis S. Forsythe, Jr., Administrator  
Proprietary  
Medicaid/Medicare  
Capacity: 120

Dixie White House Nursing Home  
538 Menge Avenue  
Pass Christian, Mississippi 39571  
Phone: 228-452-4344  
Fax: 228-452-2264  
Pensacola Health Trust, Licensee  
William S. Trevvett, Administrator  
Proprietary  
Medicaid/Medicare  
Capacity: 60

Driftwood Nursing Center  
1500 Broad Avenue  
Gulfport, Mississippi 39501  
Phone: 228-868-1314  
Fax: 228-863-8966  
Strategic Healthcare, Licensee  
Alicia D. Johnson, Administrator  
Proprietary  
Medicaid/Medicare  
Capacity: 151

Lakeview Nursing Center  
16411 Robinson Road  
Gulfport, Mississippi 39503  
Phone: 228-831-3001  
Fax: 228-831-0408  
Brian Cain, Licensee  
Roxann R. Davidson, Administrator  
Proprietary  
Medicaid/Medicare  
Capacity: 105

Miramar Lodge Health Care  
216 West Beach Boulevard  
Pass Christian, Mississippi 39571  
Phone: 228-452-2416  
Fax: 228-452-3155  
Scott J. Bell, Licensee  
Dennis S. Forsythe, Jr., Administrator  
Proprietary  
Medicaid/Medicare  
Capacity: 180  
Closed

## Hinds County

Belhaven Nursing Center  
1004 North Street  
Jackson, Mississippi 39202  
Phone: 601-355-0763  
Fax: 601-355-9775  
Belhaven Nursing Center, LLC, Licensee  
Jennifer Warnock, Administrator  
Proprietary  
Medicaid/Medicare  
Capacity: 60

Care Center of Clinton  
1251 Pinehaven Road  
Clinton, Mississippi 39056  
Phone: 601-924-2996  
Fax: 601-924-6447  
Care Center of Clinton, Ltd., Licensee  
Andrew S. Overholser, Administrator  
Proprietary  
Medicaid/Medicare  
Capacity: 121

Chadwick Nursing & Rehab Center  
1900 Chadwick Drive  
Jackson, Mississippi 39204  
Phone: 601-372-0231  
Fax: 601-372-0234  
Chadwick Nursing & Rehab Center, LLC,  
Licensee  
Michael Banes, Administrator  
Proprietary  
Medicaid/Medicare  
Capacity: 102



Community Place  
(Community Nursing Home)  
1129 Langley Avenue  
Jackson, Mississippi 39204  
Phone: 601-355-0617  
Fax: 601-948-7506  
Community Place, Licensee  
Anne-Michelle Daniel, Administrator  
Non-profit  
Medicaid/Medicare  
Capacity: 60

Compere's Nursing Home  
865 North Street  
Jackson, Mississippi 39202  
Phone: 601-948-6531  
Fax: 601-948-6166  
Plumpoint Christian Living Center, Inc.,  
Licensee  
Lisha Woodard, Administrator  
Proprietary  
Medicaid/Medicare  
Capacity: 60

Cottage Grove Nursing Home  
1116 Forest Avenue  
Jackson, Mississippi 39206  
Phone: 601-366-6461  
Fax: 601-362-4041  
Cottage Grove Nursing Home, LP, Licensee  
Jaudine Cleveland, Administrator  
Proprietary  
Medicaid  
Capacity: 120

Forrest Hill Nursing Center  
927 Cooper Road  
Jackson, Mississippi 39212  
Phone: 601-372-0141  
Fax: 601-372-0931  
Forrest Hill Nursing Center, Inc.,  
Licensee  
David Hill, Administrator  
Proprietary  
Medicaid/Medicare  
Capacity: 87

Hinds County Nursing & Rehab Center  
3454 Albermarle Road  
Jackson, Mississippi 39213  
Phone: 601-362-5394  
Fax: 601-366-9276  
Hinds County Nursing & Rehab Center, LLC,  
Licensee  
Lisa A. Collins, Administrator  
Proprietary  
Medicaid/Medicare  
Capacity: 100  
Decreased from 119 beds 4/01/05

Lakeland Nursing & Rehab Center  
3680 Lakeland Lane  
Jackson, Mississippi 39216  
Phone: 601-982-5505  
Fax: 601-362-1883  
Lakeland Nursing & Rehab Center, LLC,  
Licensee  
Abby Little, Administrator  
Proprietary  
Medicaid/Medicare  
Capacity: 105

Magnolia Nursing Center  
3701 Peter Quinn Drive  
Jackson, Mississippi 39213  
Phone: 601-366-1712  
Fax: 601-366-1715  
Magnolia Nursing Center, LLC, Licensee  
Shelly Ledbetter, Administrator  
Proprietary  
Medicaid/Medicare  
Capacity: 60

Manhattan Nursing & Rehab Center  
4540 Manhattan Road  
Jackson, Mississippi 39206  
Phone: 601-982-7421  
Fax: 601-366-7121  
Manhattan Nursing & Rehab Center, LLC,  
Licensee  
Bobbie Blackard, Administrator  
Proprietary  
Medicaid/Medicare  
Capacity: 180

Mississippi State Veterans Home  
4607 Lindbergh Drive  
Jackson, Mississippi 39209  
Phone: 601-354-7205  
Fax: 601-354-6060  
Adrian A. Grice, Licensee  
Mike Hatten, Administrator  
Public  
Non-Profit  
Capacity: 150

Pleasant Hills Community Living Center  
1600 Raymond Road  
Jackson, Mississippi 39204  
Phone: 601-371-1700  
Fax: 601-371-1006  
Community Living Center of Jackson, LLC,  
Licensee  
Johnathan Owens, Administrator  
Proprietary  
Medicaid/Medicare  
Capacity: 120

Trinity Mission Health & Rehab of Clinton  
(Clinton Health and Rehab. Center)  
102 Woodchase Park Drive  
Clinton, Mississippi 39056  
Phone: 601-924-7043  
Fax: 601-924-8633  
Trinity Mission Health & Rehab of Clinton,  
LLC, Licensee  
Karen Ross, Administrator  
Proprietary  
Medicaid/Medicare  
Capacity: 145

Willow Creek Retirement Center  
49 Willow Creek Lane  
Byram, Mississippi 39272  
Phone: 601-863-4201  
Fax: 601-863-4202  
Med Force Management, LLC, Licensee  
Stephen M. Hall, Administrator  
Proprietary  
Medicaid/Medicare  
Capacity: 88

## Holmes County

Lexington Manor Nursing Center  
56 Rockport Road  
Lexington, Mississippi 39095  
Phone: 662-834-3021  
Fax: 662-834-4848  
Lexington Manor Nursing Center, LLC,  
Licensee  
Judy Richards, Administrator  
Proprietary  
Medicaid/Medicare  
Capacity: 68

University Hospital Nursing Center-  
Durant  
15481 Bowling Green Road  
Durant, Mississippi 39063  
Phone: 662-653-4106  
Fax: 662-653-3940  
Daniel W. Jones, MD, Licensee  
Jan Irby Maddux, Administrator  
Non-Profit  
Medicaid  
Capacity: 80

## Humphreys County

Humphreys County Nursing Center  
500 C.C.C. Road  
Belzoni, Mississippi 39038  
Phone: 662-247-1821  
Fax: 662-247-2078  
Humphreys Community Care Center, LLC,  
Licensee  
Linda Yarborough, Administrator  
Non-Profit  
Medicaid/Medicare  
Capacity: 60

## **Itawamba County**

Courtyards Community Living Center  
907 East Walker Street  
P.O. Box 69  
Fulton, Mississippi 38843  
Phone: 662-862-6140  
Fax: 662-862-6143  
Community Living Center of Fulton, LLC,  
Licensee  
David Seay, Administrator  
Proprietary  
Medicaid/Medicare  
Capacity: 66

Daniel Health Care, Inc.  
804 South Adams Street  
P.O. Drawer 127  
Fulton, Mississippi 38843  
Phone: 662-862-2165  
Fax: 662-862-2167  
Daniel Health Care, Inc, Licensee  
James Holland, Administrator  
Proprietary  
Medicaid/Medicare  
Capacity: 130

## **Jackson County**

Ocean Springs Nursing Center  
1199 Ocean Springs Road  
Ocean Springs, Mississippi 39564  
Phone: 228-875-9363  
Fax: 228-872-4500  
Pensacola Health Trust, Inc, Licensee  
Kris Drake, Administrator  
Proprietary  
Medicaid/Medicare  
Capacity: 115

Plaza Community Living Center  
4403 Hospital Road  
Pascagoula, Mississippi 39581  
Phone: 228-762-8960  
Fax: 228-769-1810  
Community Living Center Pascagoula, LLC,  
Licensee  
Teri L. Reynolds, Administrator  
Proprietary  
Medicaid/Medicare  
Capacity: 120

River Chase Village  
5090 Gautier Vancleave Road  
Gautier, Mississippi 39553  
Phone: 228-522-6700  
Fax: 228-522-3383  
Sentry Care Inc, Licensee  
James N. Payne, Administrator  
Proprietary  
Medicaid/Medicare  
Capacity: 60

Singing River Rehab & Nursing Center  
3401 Main Street  
Moss Point, Mississippi 39563  
Phone: 228-762-7451  
Fax: 228-769-2294  
Pensacola Health Trust, Inc., Licensee  
Mark A. Odom, Administrator  
Proprietary  
Medicaid/Medicare  
Capacity: 160

Sunplex Subacute Center  
6520 Sun Scope Drive  
Ocean Springs, Mississippi 39565  
Phone: 228-875-1177  
Fax: 228-875-1149  
Community Living Center Ocean Springs,  
LLC, Licensee  
Jeanette McKinion, Administrator  
Proprietary  
Medicare/Medicaid  
Capacity: 73

## **Jasper County**

Jasper County Nursing Home  
15 A South Sixth Street  
Bay Springs, Mississippi 39422  
Phone: 662-764-2101  
Fax: 662-764-2930  
James Knotts, Licensee  
Marshall Kenneth Posey, Administrator  
Public  
Medicaid  
Capacity: 110

## Jefferson County

Jefferson County Nursing Home  
910 Main Street  
P.O. Box 1089  
Fayette, Mississippi 39069  
Phone: 601-786-3888  
Fax: 601-786-9400  
E. Vincent Davis, Licensee  
Montina Fletcher-Bolton, Administrator  
Public  
Medicaid/Medicare  
Capacity: 60

## Jefferson Davis County

Jefferson Davis Community Hospital, ECF  
1320 Winfield Street  
P.O. Drawer 1288  
Prentiss, Mississippi 39474  
Phone: 601-792-1172  
Fax: 601-792-1171  
Reggie Magee, Licensee  
Ora Neil Hooker, Administrator  
Non-Profit  
Medicaid/Medicare  
Capacity: 60

## Jones County

Care Center of Laurel  
935 West Drive  
Laurel, Mississippi 39440  
Phone: 601-649-8006  
Fax: 601-426-6366  
Care Center of Laurel, LTD, Licensee  
Patricia Keyes, Administrator  
Proprietary  
Medicaid/Medicare  
Capacity: 130

Comfort Care Nursing Center  
1100 West Drive  
Laurel, Mississippi 39440  
Phone: 601-422-0022  
Fax: 601-428-7138  
South Central Regional Medical Center,  
Licensee  
Ladd R. Hatten, Administrator  
Public  
Medicaid/Medicare  
Capacity: 126

Jones County Rest Home  
683 County Home Road  
Ellisville, Mississippi 39437  
Phone: 601-477-3334  
Fax: 601-477-2172  
South Central Regional Medical Center,  
Licensee  
Heather Gilbert, Administrator  
Public  
Medicaid/Medicare  
Capacity: 122

Laurelwood Community Living Center  
1036 West Drive  
Laurel, Mississippi 39440  
Phone: 601-425-3191  
Fax: 601-428-1164  
Community Living Center of Laurel, LLC,  
Licensee  
Rene' Reid, Administrator  
Proprietary  
Medicaid/Medicare  
Capacity: 60

## Kemper County

Kemper Homeplace Nursing Facility  
Highway 39 North & 16 East  
P.O. Box 338  
DeKalb, Mississippi 39328  
Phone: 601-743-5851  
Fax: 601-743-5818  
John A. Kinsery, Licensee  
Penny S. Walker, Administrator  
Proprietary  
Medicaid/Medicare  
Capacity: 21  
Closed 2005

Mississippi Care Center of DeKalb  
220 Willow Avenue  
P.O. Box 577  
DeKalb, Mississippi 39328  
Phone: 601-743-5888  
Fax: 601-743-4506  
Kemper County Long Term Care, Inc,  
Licensee  
Patty C. Nester, Administrator  
Proprietary  
Medicaid/Medicare  
Capacity: 60

## Lafayette County

Graceland Care Center of Oxford  
1301 Belk Blvd.  
Oxford, Mississippi 38655  
Phone: 662-234-7821  
Fax: 662-234-0294  
Lafayette Long Term Care, LTC, Licensee  
John B. (Ley) Falkner, Administrator  
Proprietary  
Medicaid/Medicare  
Capacity: 180

Mississippi State Veterans Home  
120 Veterans Drive  
Oxford, Mississippi 38655  
Phone: 662-236-7641  
Fax: 662-236-7863  
Adrian A. Grice, Licensee  
Mary Lewis Wilson, Administrator  
Public  
Non-Profit  
Capacity: 150

## Lamar County

Oxford Health & Rehab Center  
(Adventist Health Center)  
6428 Highway 11 South  
Lumberton, Mississippi 39455  
Phone: 601-794-8566  
Fax: 601-794-8859  
Hyperion Foundation, Licensee  
L. J. Daniels, II, Administrator  
Non-Profit  
Medicaid/Medicare  
Capacity: 120

Windham House of Hattiesburg  
37 Hillcrest Drive  
Hattiesburg, Mississippi 39402  
Phone: 601-264-0058  
Fax: 601-264-7329  
Windham House of Hattiesburg, Licensee  
Lisa L. Haskins, Administrator  
Proprietary  
Capacity: 60

## Lauderdale County

Beverly Healthcare Broadmoor  
4728 Highway 39 North  
Meridian, Mississippi 39301  
Phone: 601-482-8151  
Fax: 601-483-6333  
Beverly Enterprises-MS, Licensee  
Bobby Welborn, Administrator  
Proprietary  
Medicaid/Medicare  
Capacity: 120

Guardian Angel Health Care  
6434 Dale Drive  
P.O. Box 307  
Marion, Mississippi 39342  
Phone: 601-482-5606  
Fax: 601-482-7801  
Paulette Butler, Licensee  
Mark Perritt, Administrator  
Proprietary  
Medicaid/Medicare  
Capacity: 128

Meridian Community Living Center  
517 33rd Street  
Meridian, Mississippi 39305  
Phone: 601-483-3916  
Fax: 601-483-3965  
Community Living Center of Meridian, LLC,  
Licensee  
Jim Myrick, Administrator  
Proprietary  
Medicaid/Medicare  
Capacity: 58

Poplar Springs Nursing Center  
6615 Poplar Springs Drive  
Meridian, Mississippi 39305  
Phone: 601-483-5256  
Fax: 601-483-7081  
Poplar Springs Nursing Center, LLC,  
Licensee  
Susan H. Fox, Administrator  
Proprietary  
Medicare/Medicaid  
Capacity: 130  
Increased from 110 beds 8/10/05

Queen City Nursing Center  
1201 28th Avenue  
Meridian, Mississippi 39301  
Phone: 601-483-1467  
Fax: 601-483-1483  
Queen City Nursing Center, Inc, Licensee  
Barbara Howard, Administrator  
Proprietary  
Medicaid/Medicare  
Capacity: 84

Riley Nursing Center  
3716 Highway 39 North  
Meridian, Mississippi 39301  
Phone: 601-482-7164  
Fax: 601-482-5305  
Riley Healthcare, LLC, Licensee  
Charlotte R. Donald, Administrator  
Proprietary  
Medicaid/Medicare  
Capacity: 82

Reginald P. White Nursing Center  
1451 & 1455 North Lakeland Drive  
P.O. Box 4128, West Station  
Meridian, Mississippi 39307  
Phone: 601-581-0135  
Fax: 601-581-0187  
A. Randel Hendrix, Ph.D., Licensee  
Charles Carlisle, Administrator  
Public  
Medicaid  
Capacity: 228

### **Lawrence County**

Lawrence County Nursing Center  
700 South Jefferson Street  
P.O. Box 398  
Monticello, Mississippi 39654  
Phone: 601-587-2593  
Fax: 601-587-5352  
Monticello Community Care Center, LLC,  
Licensee  
Gary Stafford, Administrator  
Non-Profit  
Medicaid/Medicare  
Capacity: 60

### **Leake County**

Carthage Health Care Center, Inc.  
1101 East Franklin Street  
Carthage, Mississippi 39051  
Phone: 601-267-4551  
Fax: 601-267-7242  
Beverly Enterprises MS, Inc, Licensee  
Gene Schuler, Administrator  
Proprietary  
Medicaid/Medicare  
Capacity 99

Leake Memorial ECF  
310 Ellis Street  
Carthage, Mississippi 39051  
Phone: 601-267-1356  
Fax: 601-267-1358  
David Howell, Licensee  
Robert Faulkner, Administrator  
Public  
Medicaid  
Capacity: 44

### **Lee County**

Beverly Healthcare Eason Boulevard  
2273 South Eason Boulevard  
Tupelo, Mississippi 38804  
Phone: 662-842-2461  
Fax: 662-841-2884  
GGNSC Tupelo, LLC, Licensee  
James L. Agler, Jr., Administrator  
Proprietary  
Medicaid/Medicare  
Capacity: 120

Cedars Health Center  
2800 West Main Street  
Tupelo, Mississippi 38801  
Phone: 662-844-1441  
Fax: 662-841-8769  
Steve McAlilly, Licensee  
Gregory Warnick, Administrator  
Non-profit  
Medicaid/Medicare  
Capacity: 140

North Mississippi Medical Center  
Baldwyn Nursing Facility  
739 4<sup>th</sup> Street South  
Baldwyn, Mississippi 38824  
Phone: 662-365-4091  
Fax: 662-365-4142  
Gerald Wages, Licensee  
Mike Bass, Administrator  
Non-Profit  
Medicaid/Medicare  
Capacity: 107

Tupelo Nursing & Rehab Center  
1901 Briar Ridge Road  
Tupelo, Mississippi 38804  
Phone: 601-844-0675  
Fax: 662-842-6838  
Tupelo Nursing & Rehab Center, LLC,  
Licensee  
Charles Ray Sinclair, Jr., Administrator  
Proprietary  
Medicaid/Medicare  
Capacity: 120

### **Leflore County**

Crystal Health & Rehab of Greenwood  
(Greenwood Health & Rehab. Center)  
907 Highway 82 Bypass  
Greenwood, Mississippi 38930  
Phone: 662-453-9173  
Fax: 662-455-4933  
Crystal Health & Rehab of Greenwood, LLC,  
Licensee  
Angela M. Whittington, Administrator  
Proprietary  
Medicaid/Medicare  
Capacity: 110

Golden Age Nursing Home  
2901 Highway 82 East  
Greenwood, Mississippi 38930  
Phone: 662-453-6323  
Fax: 662-455-9686  
Golden Age, Inc., Licensee  
Thomas E. Hill, Administrator  
Non-profit  
Medicaid/Medicare  
Capacity: 180

Riverview Nursing & Rehabilitation Center  
(Pemberton Manor Nursing Home)  
1600 West Claiborne Extended  
Greenwood, Mississippi 38930  
Phone: 662-453-8140  
Fax: 662-455-3973  
Magnolia Healthcare, Inc, Licensee  
Marjorie H. Guthrie, Administrator  
Non-Profit  
Medicaid/Medicare  
Capacity: 120

### **Lincoln County**

Beverly Healthcare Brookhaven  
519 Brookman Drive  
Brookhaven, Mississippi 39601  
Phone: 601-833-2881  
Fax: 601-833-2360  
GGNSC Brookhaven, LLC, Licensee  
Carolyn Wilson, Administrator  
Proprietary  
Medicaid/Medicare  
Capacity: 58

Country Brook Living Center  
525 Brookman Drive  
Brookhaven, Mississippi 39601  
Phone: 601-833-2330  
Fax: 601-835-2358  
SSC Brookhaven Operating Co, Licensee  
Bradley Burt, Administrator  
Proprietary  
Medicaid/Medicare  
Capacity: 121

Haven Hall Healthcare Center  
101 Mill Street  
Brookhaven, Mississippi 39601  
Phone: 601-833-5608  
Fax: 601-833-5285  
Magnolia Health Care, Inc, Licensee  
Stephanie Burton, Administrator  
Non-Profit  
Medicaid/Medicare  
Capacity: 81

Silver Cross Home  
503 Silver Cross Drive  
Brookhaven, Mississippi 39601  
Phone: 601-833-2361  
Fax: 601-833-3115  
Silver Cross Home, Licensee  
Gussie W. Ashley, Administrator  
Non-profit  
Medicaid/Medicare  
Capacity: 60

## Lowndes County

Aurora Australis Lodge  
310 Emerald Drive  
Columbus, Mississippi 39702  
Phone: 662-327-8021  
Fax: 662-327-8925  
Aurora Australis, Licensee  
Katty Kendrick, Administrator  
Proprietary  
Medicaid/Medicare  
Capacity: 120

Trinity Healthcare Center  
230 Airline Road  
Columbus, Mississippi 39702  
Phone: 662-327-9404  
Fax: 662-328-1445  
Steven L. McAlilly, Licensee  
Stanley C. Maynard, Administrator  
Non-Profit  
Medicaid/Medicare  
Capacity: 60

Vineyard Court Nursing Center  
2002 5th Street North  
Columbus, Mississippi 39705  
Phone: 662-328-1133  
Fax: 662-328-0774  
Professional Healthcare Management, Inc.,  
Licensee  
Joyce G. Fikes, Administrator  
Proprietary  
Medicaid/Medicare  
Capacity: 60

The Windsor Place Nursing and Rehab Center  
81 Windsor Blvd.  
Columbus, Mississippi 39702  
Phone: 662-241-5518  
Fax: 662-241-5590  
Windsor Place, LLC, Licensee  
Mark S. Clay, Administrator  
Proprietary  
Medicaid/Medicare  
Capacity: 140

## Madison County

The Arbor Skilled Nursing Facility  
600 South Pear Orchard Road  
Ridgeland, Mississippi 39157  
Phone: 601-856-2205  
Fax: 601-856-2801  
The Orchard, Ltd, Licensee  
Dianne W. Bates, Administrator  
Proprietary  
Capacity: 60  
Non-participating

Highland Home  
638 Highland Colony Parkway  
Ridgeland, Mississippi 39157  
Phone: 601-853-0415  
Fax: 601-853-0515  
Madison Community Care Center, LLC,  
Licensee  
Misty D. Linden, Administrator  
Proprietary  
Medicaid/Medicare  
Capacity: 120

Madison County Nursing Home  
1421 East Peace Street  
P.O. Box 488  
Canton, Mississippi 39046  
Phone: 662-855-5760  
Fax: 662-855-5871  
Madison County Nursing Home Board of  
Trustees, Licensee  
Daniel Logan, Administrator  
Non-Profit  
Medicaid  
Capacity: 95



The Nichols Center  
1308 Highway 51 North  
Madison, Mississippi 39110  
Phone: 601-853-4343  
Fax: 601-853-9691  
The Nicholas Center, LLC, Licensee  
Julia Edwards, Administrator  
Proprietary  
Medicaid/Medicare  
Capacity: 60

St. Catherine's Village-Siena Center  
200 Dominican Drive  
Madison, Mississippi 39110  
Phone: 601-856-0100  
Fax: 601-856-0109  
Sister Dorothea Sondgeroth, Licensee  
Mary Margaret Judy, Administrator  
Non-Profit  
Non-Participating  
Capacity: 120

### **Marion County**

Columbia Health & Rehab. Center  
1506 North Main Street  
Columbia, Mississippi 39429  
Phone: 601-736-9557  
Fax: 601-736-7523  
Dynamic Columbia Operating Co., LLC,  
Licensee  
Dan Dabney, Administrator  
Proprietary  
Medicaid/Medicare  
Capacity: 119

The Grove Nursing Home  
11 Pecan Drive  
Columbia, Mississippi 39429  
Phone: 601-736-4747  
Fax: 601-736-4073  
J. R. S. M. Enterprises, Licensee  
Jack Bradshaw, Administrator  
Proprietary  
Medicaid  
Capacity: 80

The Myrtles Nursing Center  
1018 Alberta Avenue  
Columbia, Mississippi 39429  
Phone: 601-731-1745  
Fax: 601-736-3886  
The Myrtles Nursing Center, LLC, Licensee  
Jeanette M. Crain, Administrator  
Proprietary  
Medicaid/Medicare  
Capacity: 98

### **Marshall County**

Trinity Mission Health & Rehab  
of Great Oaks  
111 Chase Street  
Byhalia, Mississippi 38611  
Phone: 662-838-3670  
Fax: 662-838-3740  
Trinity Mission Health & Rehab of Great  
Oaks, Licensee  
Denise Stacks, Administrator  
Proprietary  
Medicaid/Medicare  
Capacity: 60  
Licensed 2/01/05

Trinity Mission Health & Rehab  
of Holly Springs  
1315 Highway 4 East  
Holly Springs, Mississippi 38635  
Phone: 662-252-1141  
Fax: 662-252-4836  
Trinity Mission Health & Rehab of Holly  
Springs, LLC, Licensee  
Craig Johnston, Administrator  
Proprietary  
Medicaid/Medicare  
Capacity: 120

### **Monroe County**

Beverly Healthcare Amory  
1215 Earl Frye Drive  
Amory, Mississippi 38821  
Phone: 662-256-9344  
Fax: 662-256-9991  
GGNSC Amory, LLC, Licensee  
Donna K. Ballard, Administrator  
Public  
Medicaid/Medicare  
Capacity: 152

Care Center of Aberdeen  
505 Jackson Street  
P.O. Box 211  
Aberdeen, Mississippi 39730  
Phone: 662-369-6431  
Fax: 662-369-6473  
Care Center of Aberdeen, Ltd, Licensee  
West Westbrooke, Administrator  
Proprietary  
Medicaid/Medicare  
Capacity: 120

River Place Nursing Center  
1126 Earl Frye Blvd.  
Amory, Mississippi 38821  
Phone: 662-257-9919  
Fax: 662-257-9530  
AMEC, LLC, Licensee  
Reynolds Fortenberry, Administrator  
Proprietary  
Capacity: 60

### **Montgomery County**

Winona Manor Nursing Home  
627 Middleton Road  
Winona, Mississippi 38967  
Phone: 662-283-1260  
Fax: 662-283-4704  
Winona Manor, LLC, Licensee  
Marvell Morgan, Administrator  
Proprietary  
Medicaid/Medicare  
Capacity: 120

### **Neshoba County**

Choctaw Residential Center  
135 Hospital Circle  
Philadelphia, Mississippi 39350  
Phone: 601-656-2582  
Fax: 601-656-0670  
Mississippi Band of Choctaw Indians,  
Licensee  
Judy I. Rudolph, Administrator  
Proprietary  
Medicaid  
Capacity: 120

Hilltop Manor Nursing Center  
101 Kirkland Street  
Union, Mississippi 39365  
Phone: 601-774-8233  
Fax: 601-774-5177  
Hilltop MS Healthcare, LLC, Licensee  
Dewanda S. Page, Administrator  
Proprietary  
Medicaid/Medicare  
Capacity: 60

Neshoba County Nursing Home  
1001 Holland Avenue  
P.O. Box 648  
Philadelphia, Mississippi 39350  
Phone: 601-663-1200  
Fax: 601-663-1497  
Marvin Page, Licensee  
Roger W. Cole, Administrator  
Public  
Medicaid/Medicare  
Capacity: 148

### **Newton County**

Bedford Care Center of Newton  
1009 South Main Street  
Newton, Mississippi 39345  
Phone: 601-683-6601  
Fax: 601-683-3081  
Bedford Care Center of Newton, LLC,  
Licensee  
April Eppstein Powell, Administrator  
Proprietary  
Medicaid/Medicare  
Capacity: 120

### **Noxubee County**

Noxubee County Nursing Home  
606 North Jefferson Street  
P.O. Box 480  
Macon, Mississippi 39341  
Phone: 662-726-2097  
Fax: 662-726-9588  
James Gillespie, Licensee  
Linda Nichols, Administrator  
Public  
Medicaid  
Capacity: 60

## **Oktober County**

Carrington Nursing Center  
307 Reed Road  
P.O. Box 908  
Starkville, Mississippi 39759  
Phone: 662-323-2202  
Fax: 662-323-2414  
Carrington LLC, Licensee  
Lacey J. Vowell, Administrator  
Proprietary  
Medicaid/Medicare  
Capacity: 60

Starkville Manor Nursing Home  
1001 Hospital Road  
P.O. Box 1466  
Starkville, Mississippi 39760  
Phone: 662-323-6360  
Fax: 662-323-4413  
Starkville Manor Healthcare, LLC, Licensee  
John C. Thomas, Administrator  
Proprietary  
Medicaid/Medicare  
Capacity: 119

## **Panola County**

Beverly Healthcare of Batesville  
154 Woodland Road  
Batesville, Mississippi 38606  
Phone: 662-563-5636  
Fax: 662-563-5815  
GGNSC Batesville, LLC, Licensee  
Antionette Lambert, Administrator  
Proprietary  
Medicaid/Medicare  
Capacity: 130

Sardis Community Nursing Home  
613 East Lee Street  
Sardis, Mississippi 38666  
Phone: 662-487-2720  
Fax: 662-487-0040  
Sardis Community Nursing Home, LLC,  
Licensee  
Brenda D. Riley, Administrator  
Non-profit  
Medicaid/Medicare  
Capacity: 60

## **Pearl River County**

Covenant Health & Rehab of Picayune  
1620 Read Road  
Picayune, Mississippi 39466  
Phone: 601-798-1811  
Fax: 601-798-2362  
Covenant Health & Rehab of Picayune, LP,  
Licensee  
Keri H. Ladner, Administrator  
Proprietary  
Medicaid/Medicare  
Capacity: 120

Pearl River County Nursing Home  
305 West Moody Street  
P.O. Box 392  
Poplarville, Mississippi 39470  
Phone: 601-795-4543  
Fax: 601-795-9863  
H.S. Garrett, Licensee  
Dorothy C. Bilbo, Administrator  
Public  
Medicaid  
Capacity: 126

## **Perry County**

Perry County Nursing Center  
206 Bay Avenue  
P.O. Box 1620  
Richton, Mississippi 39476  
Phone: 601-788-2490  
Fax: 601-788-2499  
Perry Community Care Center, LLC, Licensee  
Carl L. Young, Administrator  
Non-Profit  
Medicaid/Medicare  
Capacity: 60

## **Pike County**

Camellia Estates  
1714 White Street  
McComb, Mississippi 39648  
Phone: 601-250-0066  
Fax: 601-250-0640  
Pike Community Care Center, LLC, Licensee  
Charlotte Marshall, Administrator  
Proprietary  
Capacity: 30

McComb Extended Care  
501 South Locust Street  
McComb, Mississippi 39648  
Phone: 601-684-8111  
Fax: 601-684-2881  
McComb Health Care, LLC, Licensee  
Kathy P. Hazelip, Administrator  
Stacy Morgan, Administrator  
Proprietary  
Medicaid/Medicare  
Capacity: 145

McComb Nursing & Rehab Center  
415 Marion Avenue  
McComb, Mississippi, 39648  
Phone: 601-684-8700  
Fax: 601-249-2982  
McComb Nursing & Rehab Center, LLC,  
Licensee  
Sandra Hall, Administrator  
Proprietary  
Medicaid/Medicare  
Capacity: 140

### **Pontotoc County**

Graceland Care Center of Pontotoc  
278 Eight West Street  
P.O. Box 547  
Pontotoc, Mississippi 38863  
Phone: 662-489-6411  
Fax: 662-489-8498  
Pontotoc LTC, Licensee  
Donna Stephens, Administrator  
Proprietary  
Medicaid/Medicare  
Capacity: 60

Pontotoc Nursing Home  
176 South Main Street  
P.O. Box 790  
Pontotoc, Mississippi 38863  
Phone: 662-488-7640  
Fax: 662-488-7675  
Gerald Wages, Licensee  
Fred B. Hood, Administrator  
Non-Profit  
Medicaid/Medicare  
Capacity: 44

Sunshine Health Care  
1677 Highway 9 North  
Pontotoc, Mississippi 38863  
Phone: 662-489-1189  
Fax: 662-489-6634  
Sunshine Health Care, Inc, Licensee  
Kelly Fesmire, Administrator  
Proprietary  
Medicaid/Medicare  
Capacity: 60

### **Prentiss County**

The Landmark Nursing & Rehab Center  
100 Lauren Drive  
Booneville, Mississippi 38829  
Phone: 662-720-0972  
Fax: 662-720-0977  
Travis Childers, Licensee  
David Horn, Administrator  
Proprietary  
Capacity: 80

Longwood Community Living Center  
200 Long Street  
P.O. Box 326  
Booneville, Mississippi 38829  
Phone: 662-728-6234  
Fax: 662-728-6944  
Community Living Center of Booneville,  
LLC, Licensee  
Teresa W. Davis, Administrator  
Proprietary  
Medicaid/Medicare  
Capacity: 64

### **Quitman County**

Quitman County Nursing Home  
350 Getwell Drive  
Marks, Mississippi 38646  
Phone: 662-326-8031  
Fax: 662-326-2717  
Quitman County Nursing Home, LLC, Licensee  
Patricia A. Yates, RN, Administrator  
Proprietary  
Medicaid  
Capacity: 60

## Rankin County

Brandon Court Nursing Home  
100 Burhman Road  
Brandon, Mississippi 39042  
Phone: 601-664-2259  
Fax: 601-664-2260  
Rankin Community Care Center, LLC,  
Licensee  
Tony L. Wehunt, Administrator  
Non-Profit  
Medicaid/Medicare  
Capacity: 100

Brandon Nursing & Rehab Center  
355 Crossgates Boulevard  
Brandon, Mississippi 39042  
Phone: 601-825-3192  
Fax: 601-825-6398  
Brandon Nursing & Rehab Center, LLC,  
Licensee  
Eric McMillan, Administrator  
Proprietary  
Medicaid/Medicare  
Capacity: 230

Briar Hill Rest Home Inc.  
1201 Gunter Road  
Florence, Mississippi 39073  
Phone: 601-939-6371  
Fax: 601-939-6228  
Briar Hill Rest Home, LLC, Licensee  
E. Charlene Quarles, Administrator  
Proprietary  
Medicaid/Medicare  
Capacity: 60

Jaquith Nursing Home - Adams Inn  
3550 Highway 468 West  
P.O. Box 207  
Building 31  
Whitfield, Mississippi 39193  
Phone: 601-351-8015  
Fax: 601-351-8243  
James G. Chastain, Licensee  
Gerald Reed, Administrator  
Public  
Medicaid  
Capacity: 59

Jaquith Nursing Home -Jaquith Inn  
3550 Highway 468 West  
P.O. Box 207  
Building 78 & 69  
Whitfield, Mississippi 39193  
Phone: 601-351-8220  
Fax: 601-351-8243  
James G. Chastain, Licensee  
Bruce McFarland, Administrator  
Public  
Medicaid  
Capacity: 87

Jaquith Nursing Home - Jefferson Inn  
3550 Highway 468 West  
P.O. Box 207  
Building 29 & 33  
Whitfield, Mississippi 39193  
Phone: 601-351-8194  
Fax: 601-351-8243  
James G. Chastain, Licensee  
William Gittins, Administrator  
Public  
Medicaid  
Capacity: 86

Jaquith Nursing Home - Madison Inn  
3550 Highway 468 West  
P.O. Box 207  
Building 28 & 34  
Whitfield, Mississippi 39193  
Phone: 601-351-8151  
Fax: 601-351-8243  
James G. Chastain, Licensee  
John Keith Grubbs, Administrator  
Public  
Medicaid  
Capacity: 85

Jaquith Nursing Home - Monroe Inn  
3550 Highway 468 West  
P.O. Box 207  
Building 40 & 41  
Whitfield, Mississippi 39193  
Phone: 601-351-8109  
Fax: 601-351-8243  
James G. Chastain, Licensee  
Jim Dedeaux, Administrator  
Public  
Medicaid  
Capacity: 88

Jaquith Nursing Home -Washington Inn  
3550 Highway 468 West  
P.O. Box 207  
Building 46 & 48  
Whitfield, Mississippi 39193  
Phone: 601-351-8275  
Fax: 601-351-8243  
James G. Chastain, Licensee  
Marc Lewis, Administrator  
Public  
Medicaid  
Capacity: 74

Methodist Specialty Care Center  
1 Layfair Drive, Suite 500  
Flowood, Mississippi 39232  
Phone: 601-420-7760  
Fax: 601-420-7770  
Miss. Methodist Hospital Rehab Center,  
Inc, Licensee  
Jan Robertson, Administrator  
Non-Profit  
Medicaid  
Capacity: 60

### **Scott County**

S. E. Lackey Convalescent Home  
226 First Avenue  
Forest, Mississippi 39074  
Phone: 601-469-4151  
Fax: 601-469-3681  
Joseph S. McNulty, III, Licensee  
Donna G. Riser, Administrator  
Non-Profit  
Non-Participating  
Capacity: 20  
Decreased from 30 beds 8/01/05

Mississippi Care Center of Morton  
96 Old Highway 80 East  
Morton, Mississippi 39117  
Phone: 601-732-6361  
Fax: 601-732-2220  
Scott County LTC, Inc, Licensee  
Stephen N. Pace, Administrator  
Proprietary  
Medicaid/Medicare  
Capacity: 120

### **Sharkey County**

Heritage Manor of Rolling Fork  
431 West Race Street  
P.O. Box 279  
Rolling Fork, Mississippi 39159  
Phone: 662-873-6218  
Fax: 662-873-6050  
Rolling Fork Health Care, LLC, Licensee  
Mena Duthu, Administrator  
Proprietary  
Medicaid/Medicare  
Capacity: 54

### **Simpson County**

Bedford Care Center of Mendenhall  
925 West Mangum Avenue  
Mendenhall, Mississippi 39114  
Phone: 601-847-1311  
Fax: 601-847-0857  
Bedford Care Center of Mendenhall, LLC,  
Licensee  
Carolyn Davis, Administrator  
Proprietary  
Medicaid/Medicare  
Capacity: 60

Hillcrest Nursing Center  
1401 First Avenue, N.E.  
Magee, Mississippi 39111  
Phone: 601-849-0384  
Fax: 601-849-9327  
Hillcrest Nursing Center, Licensee  
Cherry L. Jones, Administrator  
Proprietary  
Medicaid/Medicare  
Capacity: 120

### **Smith County**

Rolling Acres Retirement Center  
309 Magnolia Drive  
P.O. Box 128  
Raleigh, Mississippi 39153  
Phone: 601-782-4244  
Fax: 601-782-9616  
Cynthia B. Culliver, Licensee  
Cleta Mullins, Administrator  
Proprietary  
Medicaid  
Capacity: 121

## Stone County

Azalea Gardens Nursing Center  
530 Hall Street  
Wiggins, Mississippi 39577  
Phone: 601-928-5281  
Fax: 601-928-9090  
H.C. Cain, Licensee  
Joan E. Smith, Administrator  
Proprietary  
Medicaid/Medicare  
Capacity: 149

Stone County Nursing & Rehab Center  
1436 East Central Avenue  
Wiggins, Mississippi 39577  
Phone: 601-928-1889  
Fax: 601-928-2335  
Stone County Nursing & Rehab Center, Inc,  
Licensee  
Julie Cain, Administrator  
Proprietary  
Medicaid/Medicare  
Capacity: 59

## Sunflower County

Indianola Health & Rehab. Center  
401 Highway 82 West  
Indianola, Mississippi 38751  
Phone: 662-887-2682  
Fax: 662-887-3817  
Dynamic Operating Company Indianola LLC,  
Licensee  
Roy A. Dumas, Administrator  
Proprietary  
Medicaid/Medicare  
Capacity: 75

Ruleville Nursing & Rehab Center  
800 Stansel Drive  
Ruleville, Mississippi 38771  
Phone: 662-756-4361  
Fax: 662-756-2788  
Ruleville Nursing & Rehab Center, LLC,  
Licensee  
Tina Alexander, Administrator  
Proprietary  
Medicaid/Medicare  
Capacity: 109

Walter B. Crook Nursing Facility  
840 North Oak Avenue  
P.O. Box 369  
Ruleville, Mississippi 38771  
Phone: 662-756-2711  
Fax: 662-756-4008  
Mark Blackwood, MD, Licensee  
Bonnie Hatten Thorton, Administrator  
Public  
Medicaid/Medicare  
Capacity: 60  
Increased from 52 1/01/05

## Tallahatchie County

Tallahatchie General Hospital  
Extended Care Facility  
201 South Market Street  
P.O. Box 230  
Charleston, Mississippi 38921  
Phone: 662-647-5535  
Fax: 662-647-3677  
Tallahatchie General Hospital, Licensee  
Bobby J. Brunson, Jr., Administrator  
Public  
Medicaid  
Capacity: 68

## Tate County

Senatobia Convalescent Center  
402 Getwell Drive  
Senatobia, Mississippi 38668  
Phone: 662-562-5664  
Fax: 662-562-0054  
Long Term Care, Inc., Licensee  
Thomas Hand, Administrator  
Proprietary  
Medicaid  
Capacity: 120

## Tippah County

Beverly Healthcare Ripley  
101 Cunningham Street  
Ripley, Mississippi 38663  
Phone: 662-837-9940  
Fax: 662-837-0230  
Beverly Healthcare, Licensee  
Charles S. Small, Jr., Administrator  
Proprietary  
Medicaid/Medicare  
Capacity: 140

Rest Haven Nursing Home  
103 Cunningham Drive  
Ripley, Mississippi 38663  
Phone: 662-837-3062  
Fax: 662-837-1395  
Vanguard of Ripley, LLC, Licensee  
Aileen Holt, Administrator  
Proprietary  
Medicaid/Medicare  
Capacity: 60

Tippah County Nursing Home  
1005 City Avenue North  
P.O. Box 499  
Ripley, Mississippi 38663  
Phone: 662-837-9221  
Fax: 662-837-2110  
Barry Hobson, Licensee  
Jerry Y. Green, Administrator  
Public  
Medicaid/Medicare  
Capacity: 40

### **Ti shomingo County**

Ti shomingo Community Living Center  
1410 West Quitman Street  
P.O. Box 562  
Iuka, Mississippi 38852  
Phone: 662-423-3422  
Fax: 662-423-5259  
Community Living Center of Iuka, LLC,  
Licensee  
Pamela Lovelace, Administrator  
Proprietary  
Medicaid/Medicare  
Capacity: 73

Ti shomingo Manor Nursing Home  
230 Khaki Street  
Iuka, Mississippi 38852  
Phone: 662-423-9112  
Fax: 662-423-9121  
Ti shomingo Community Care Center, LLC,  
Licensee  
Debra C. Estes, Administrator  
Non-Profit  
Medicaid/Medicare  
Capacity: 105

### **Tunica County**

Tunica Nursing Home  
1024 Highway 61 South  
Tunica, Mississippi 38676  
Phone: 662-363-3164  
Fax: 662-363-4191  
Tunica Nursing Home, LLC, Licensee  
Barbara Lenard, Administrator  
Proprietary  
Medicaid  
Capacity: 60

### **Union County**

Graceland Care Center of New Albany  
118 South Glenfield Road  
New Albany, Mississippi 38652  
Phone 662-534-9506  
Fax: 662-534-2407  
Union LTC, Inc, Licensee  
Karen L. Clayton, Administrator  
Proprietary  
Medicaid/Medicare  
Capacity: 120

Union County Health & Rehab  
1111 Bratton Road  
New Albany, Mississippi 38652  
Phone: 662-539-0502  
Fax: 662-539-0602  
Carolyn Wilson, Administrator  
Proprietary  
Medicare/Medicaid  
Capacity: 60  
Licensed 4/01/05

### **Walthall County**

Beverly Healthcare Tylertown  
200 Medical Circle  
P.O. Box 112  
Tylertown, Mississippi 39667  
Phone: 601-876-2107  
Fax: 601-876-5990  
GGNSC Tylertown, LLC, Licensee  
Glenn A. Canty, Administrator  
Proprietary  
Medicaid/Medicare  
Capacity: 60



Billdora Nursing Home  
314 Enoch Street  
Tylertown, Mississippi 39667  
Phone: 601-876-2173  
Fax: 601-876-6776  
Care Management Group, Inc, Licensee  
Phyllis Nugent, Administrator  
Proprietary  
Medicaid/Medicare  
Capacity: 77

## Warren County

Covenant Health & Rehab of Vicksburg  
2850 Porters Chapel Road  
Vicksburg, Mississippi 39180  
Phone: 601-638-9211  
Fax: 601-636-4986  
Covenant Health & Rehab of Vicksburg, LP,  
Licensee  
Peggy Mingee, Administrator  
Proprietary  
Medicaid/Medicare  
Capacity: 120

Heritage House Nursing Center  
3103 Wisconsin Avenue  
P.O. Box 820485  
Vicksburg, Mississippi 39180  
Phone: 601-638-1514  
Fax: 601-638-8738  
Community Care Center of Vicksburg, LLC  
Licensee  
Robert Greer, Administrator  
Non-Profit  
Medicaid/Medicare  
Capacity: 60

River Region Skilled Nursing  
Facility West Campus  
1111 North Frontage Road  
Vicksburg, Mississippi 39180  
Phone: 601-619-3291  
Fax: 601-631-6094  
River Region Health System, Licensee  
Sabrina Cagle, Administrator  
Proprietary  
Medicare  
Capacity: 25  
Decreased from 31 5/01/05

Shady Lawn Nursing Home  
60 Shady Lawn Place  
Vicksburg, Mississippi 39180  
Phone: 601-636-1448  
Fax: 601-636-8811  
Shady Lawn LLC, Licensee  
James E. Rife, Sr., Administrator  
Proprietary  
Medicaid/Medicare  
Capacity: 100

Vicksburg Convalescent Home  
1708 Cherry Street  
Vicksburg, Mississippi 39180  
Phone: 601-638-3632  
Fax: 601-638-3998  
Vicksburg Convalescent LLC, Licensee  
Amy U. Brown, Administrator  
Proprietary  
Medicaid/Medicare  
Capacity: 100

## Washington County

Arnold Avenue Nursing Home  
402 Arnold Avenue  
Greenville, Mississippi 38701  
Phone: 662-332-0318  
Fax: 662-335-7892  
Magnolia Healthcare, Licensee  
Diane Kelly, Administrator  
Non-Profit  
Medicaid/Medicare  
Capacity: 60

Autumn Leaves Nursing Home  
570 North Solomon Street  
Greenville, Mississippi 38701  
Phone: 662-335-5863  
Fax: 662-335-5874  
Magnolia Healthcare, Inc, Licensee  
Joyce Spencer, Administrator  
Non-profit  
Medicaid/Medicare  
Capacity: 60

Legacy Manor Nursing & Rehab Center  
1935 North Theobald Street Extended  
Greenville, Mississippi 38703  
Phone: 662-334-4501  
Fax: 662-335-4989  
American Legacy Properties, LLC, Licensee  
Linda Byrd, Administrator  
Non-Profit  
Medicaid/Medicare  
Capacity: 60

Miss. Care Center of Greenville  
1221 East Union Street  
Greenville, Mississippi 38703  
Phone: 662-335-5811  
Fax: 662-332-2551  
Washington County LTC, Inc, Licensee  
Tessa Cooper, Administrator  
Proprietary  
Medicaid/Medicare  
Capacity: 116

Washington Care Center  
1920 Lisa Drive Ext.  
Greenville, Mississippi 38703  
Phone: 662-335-2897  
Fax: 662-335-2130  
Washington Care Center, LLC, Licensee  
Shirley Graham, Administrator  
Proprietary  
Capacity: 60  
Licensed 5/09/05

### **Wayne County**

Pine View Health Care Center  
1304 Walnut Street  
Waynesboro, Mississippi 39367  
Phone: 601-735-9025  
Fax: 601-735-0813  
Pensacola Health Trust, Inc, Licensee  
Joan V. Stanford, Administrator  
Proprietary  
Medicaid/Medicare  
Capacity: 90

### **Webster County**

Beverly Healthcare Eupora  
200 Walnut Avenue  
Eupora, Mississippi 39744  
Phone: 662-258-8293  
Fax: 662-258-2345  
GGNSC Eupora, LLC, Licensee  
Gerald C. Gary, Administrator  
Proprietary  
Medicaid/Medicare  
Capacity: 119

Webster Health Services Inc.  
500 Veterans Memorial Blvd.  
Eupora, Mississippi 39744  
Phone: 662-258-6221  
Fax: 662-258-9291  
John Heer, Licensee  
Bob Jones, Administrator  
Non-Profit  
Medicaid  
Capacity: 36

### **Wilkinson County**

Wilkinson County Nursing Center  
166 South Lafayette Street  
P.O. Box 310  
Centreville, Mississippi 39631  
Phone: 601-645-5253  
Fax: 601-645-6389  
Winston County Nursing Center, LLC,  
Licensee  
Justin W. Johnson, Administrator  
Proprietary  
Medicaid/Medicare  
Capacity: 105

### **Winston County**

Care Center of Louisville  
543 East Main Street  
P.O. Box 542  
Louisville, Mississippi 39339  
Phone: 662-773-8047  
Fax: 662-773-2530  
Care Corps MS III, Licensee  
Deborah G. White, Administrator  
Proprietary  
Medicaid/Medicare  
Capacity: 60

Winston County Nursing Home  
562 East Main Street  
Louisville, Mississippi 39339  
Phone: 662-773-6211  
Fax: 662-773-6223  
Roger Mason, Licensee  
W. Dale Saulters, Administrator  
Non-profit  
Medicaid/Medicare  
Capacity: 120

### **Yalobusha County**

Yalobusha County Nursing Home  
630 South Main Street  
P.O. Box 728  
Water Valley, Mississippi 38965  
Phone: 662-473-1411  
Fax: 662-473-4922  
Linda Ingram, Licensee  
Terry Varner, Administrator  
Public  
Medicaid  
Capacity: 120  
Increased from 77

### **Yazoo County**

Martha Coker Convalescent Home  
401 East Ninth Street  
Yazoo City, Mississippi 39194  
Phone: 662-746-4621  
Fax: 662-746-5709  
Richard A. Darden, Jr., Licensee  
Julie M. Hoffman, Administrator  
Non-Profit  
Non-Participating  
Capacity: 41

Yazoo City Health & Rehab. Center  
925 Calhoun Avenue  
Yazoo City, Mississippi 39194  
Phone: 662-746-6651  
Fax: 662-746-6090  
Dynamic Yazoo County Operating Company,  
LLC, Licensee  
Andrew S. Overholser, Administrator  
Proprietary  
Medicaid/Medicare  
Capacity: 180

## Licensed ICF/MRs

### Coahoma County

Delta Manor  
701 Highway 322 West  
Clarksdale, Mississippi 38614  
Phone: 662-627-2212  
Fax: 662-627-1727  
Thomas D. Scott, Licensee  
Linda M. Brady, Administrator  
Proprietary  
Medicaid  
Capacity: 132

### Harrison County

South Mississippi Regional Center  
1170 West Railroad Street  
Long Beach, Mississippi 39560  
Phone: 228-868-2923  
Fax: 228-865-9364  
Albert R. Hendrix, Ph.D., Licensee  
Pamela C. Baker, Ph.D., Administrator  
Public  
Medicaid  
Capacity: 260

### Jones County

Clover Circle ICF/MR  
Ellisville State School  
1101 Highway 11 South  
Ellisville, Mississippi 39437  
Phone: 601-477-9384, Ext. 294  
Fax: 601-477-5694  
A. Randel Hendrix, Ph.D., Licensee  
Candace Norris, Administrator  
Public  
Medicaid  
Capacity: 197

Paul D. Cotton ICF/MR  
Ellisville State School  
1101 Highway 11 South  
Ellisville, Mississippi 39437  
Phone: 601-477-9384  
Fax: 601-477-5694  
A. Randel Hendrix, Ph.D., Licensee  
Andria Wade, Administrator  
Public  
Medicaid  
Capacity: 94

Hillside ICF/MR  
Ellisville State School  
1101 Highway 11 South  
Ellisville, Mississippi 39437  
Phone: 601-477-9384  
Fax: 601-477-5694  
A. Randel Hendrix, Ph.D., Licensee  
Julia Sutherland, Administrator  
Public  
Medicaid  
Capacity: 138

Pecan Grove ICF/MR  
Ellisville State School  
1101 Highway 11 South  
Ellisville, Mississippi 39437  
Phone: 601-477-9384  
Fax: 601-477-5694  
A. Randel Hendrix, Ph.D., Licensee  
Cynthia Cooley, Administrator  
Public  
Medicaid  
Capacity: 283

### Lafayette County

Woodlane ICF/MR  
North Mississippi Regional Center  
967 Regional Center Drive  
Oxford, Mississippi 38655  
Phone: 662-234-1476  
Fax: 662-234-1699  
A. Randel Hendrix, Ph.D., Licensee  
Carole B. Haney, Administrator  
Public  
Medicaid  
Capacity: 470

## **Lincoln County**

Lincoln Residential Center  
524 Brookman Drive  
Brookhaven, Mississippi 39601  
Phone: 601-835-1884  
Fax: 601-833-0430  
Thomas Scott, Licensee  
Charlyn Stafford Beeson, Administrator  
Proprietary  
Medicaid  
Capacity: 140

## **Madison County**

Canton Manor  
1145 East Tisdale Avenue  
Canton, Mississippi 39046  
Phone: 662-859-6712  
Fax: 662-859-2355  
Thomas D. Scott, Licensee  
Albertha Miller, Administrator  
Proprietary  
Medicaid  
Capacity: 132

## **Oktober County**

Rolling Hills Development Center  
200 Womack Road  
Starkville, Mississippi 39759  
Phone: 662-323-9183  
Fax: 662-323-1089  
Thomas D. Scott, Licensee  
Chuck Prestwood, Administrator  
Proprietary  
Medicaid  
Capacity: 140

## **Rankin County**

Hudspeth Regional Center  
Highway 475 South  
P.O. Box 127-B  
Whitfield, Mississippi 39193  
Phone: 601-664-6000  
A. Randel Hendrix, Licensee  
John P. Lipscomb, Ph.D., Administrator  
Public  
Medicaid  
Capacity: 415

## **Simpson County**

Millcreek, ICF/MR  
900 First Avenue, Northeast  
Magee, Mississippi 39111  
Phone: 601-849-4221  
Fax: 601-849-6427  
Kevin P. Sheehan, Licensee  
Lisa B. Hilton, Administrator  
Proprietary  
Medicaid  
Capacity: 125

W. L. Jaquith ICF/MR  
Boswell Regional Center  
1049 Highway 149  
P.O. Box 128  
Magee, Mississippi 39111  
Phone: 601-867-5000  
Fax: 601-849-2586  
A. Randel Hendrix, Licensee  
Bruce W. Womack, Administrator  
Public  
Medicaid  
Capacity: 198

## Licensed Psychiatric Residential Facilities

### DeSoto County

Parkwood Behavioral Health System  
8135 Goodman Road  
Olive Branch, Mississippi 38654  
Phone: 662-895-4900  
Fax: 662-895-4403  
M. Andrew Mayo, Ph.D., Licensee  
& Administrator  
Proprietary  
Medicaid  
Capacity: 40

### Harrison County

Specialized Treatment Facility  
14426 James Bond Road  
Gulfport, Mississippi 39503  
Phone: 228-328-6000  
Fax: 228-328-6035  
Sandy A. Rogers, Ph.D., Licensee &  
Administrator  
Public  
Capacity: 48

### Hinds County

Cares Center, Inc.  
402 Wesley Avenue  
Jackson, Mississippi 39202  
Phone: 601-352-7784  
Fax: 601-355-3703  
David Sanders, Licensee  
Jerry Jackson, Administrator  
Non-profit  
Capacity: 44  
Increased from 34 to 44 2/04/05

### Lauderdale County

The Crossings  
5000 Highway 39 North  
Meridian, Mississippi 39301  
Phone: 601-483-5452  
Fax: 601-581-9944  
PSI Crossings, LLC, Licensee  
Stacy Rae Andreachio, Administrator  
Proprietary  
Capacity: 60  
Increased from 40 to 60 2/01/05

### Pontotoc County

Millcreek of Pontotoc  
1814 Highway 15 North  
P.O. Box 619  
Pontotoc, Mississippi 38863  
Phone: 662-488-8878  
Fax: 662-488-8767  
Kevin Sheehan, Licensee  
Matt Wiltshire, Administrator  
Proprietary  
Medicaid  
Capacity: 51

### Simpson County

Millcreek Psychiatric Residential  
Treatment Facility  
900 First Avenue, Northeast  
P.O. Box 1160  
Magee, Mississippi 39111  
Phone: 601-849-4221  
Fax: 601-849-6427  
Kevin P. Sheehan, Licensee  
Lisa B. Hilton, Administrator  
Proprietary  
Medicaid  
Capacity: 57

## **Winston County**

Diamond Grove Center, PRTF  
2311 Highway 15 South  
P.O. Box 848  
Louisville, Mississippi 39339  
Phone: 601-779-0119  
Fax: 601-779-0126  
Diamond Grove Center, LLC, Licensee  
Patrick R. Swoopes, Administrator  
Proprietary  
Capacity: 30

## Licensed Personal Care Homes

### Adams County

Arnold's Personal Care Home  
722 North Rankin Street  
Natchez, Mississippi 39120  
Phone: 601-442-7519  
Rebecca N. Foreman, Licensee  
& Administrator  
Proprietary  
Capacity: 15

Magnolia House Inc.  
311 Highland Boulevard  
Natchez, Mississippi 39120  
Phone: 601-446-5097  
Fax: 601-442-5930  
Sentry Care, Licensee  
Lisa Welsh, Administrator  
Proprietary  
Capacity: 46

### Alcorn County

Country Cottage Assisted Living  
3002 North Polk Street  
Corinth, Mississippi 38834  
Phone: 662-287-7811  
Wade C. White, Licensee  
April Davis, Administrator  
Proprietary  
Capacity: 29

Dogwood Plantation of Corinth  
1101 Levee Road  
Corinth, Mississippi 38834  
Phone: 662-286-7021  
Fax: 662-286-7074  
DuJuana Frazier Thompson, Licensee  
Tamara L. Hartnell, Administrator  
Proprietary  
Capacity: 40

### Attala County

Atwood Personal Care Home #1  
406 North Jackson Street  
Kosciusko, Mississippi 39090  
Phone: 662-289-2790  
Fax: 662-289-3334  
Atwood Personal Care Home, Inc, Licensee  
Mark P. Atwood, Administrator  
Proprietary  
Capacity: 9

Atwood Personal Care Home #2  
328 Goodman Street  
Kosciusko, Mississippi 39090  
Phone: 662-289-2547  
Fax: 662-289-3334  
Atwood Personal Care Home, Inc, Licensee  
Mark P. Atwood, Administrator  
Proprietary  
Capacity: 31

### Bolivar County

Cleveland Personal Care Community  
800 Third Street  
Cleveland, Mississippi 38732  
Phone: 662-846-6160  
Fax: 662-846-6164  
Cleveland Personal Care Home  
Residential Living, Licensee  
Megan Young, Administrator  
Proprietary  
Capacity: 95  
Increased from 78  
Assisted Living

Cornerstone Personal Care Home  
102 East McWilliams Street  
P.O. Box 126  
Winstonville, Mississippi 38781  
Phone: 662-741-2703  
Charline Brandon, R.N., Licensee &  
Administrator  
Non-profit  
Capacity: 16



Indywood Estate  
218 Ronaldman Road  
Cleveland, Mississippi 38732  
Phone: 662-843-7885  
Fax: 662-843-7985  
Indywood Estate, LLC, Licensee  
Shirley Edmondson, Administrator  
Proprietary  
Capacity: 38

Lawson Personal Care Home  
407 Old Highway 61  
Shaw, Mississippi 38773  
Phone: 662-754-3278  
Helen F. Lawson, Licensee & Administrator  
Non-profit  
Capacity: 13

### **Calhoun County**

Bruce Nursing Center Personal Care Home  
176 Highway 9 North  
P.O. Box 1280  
Bruce, Mississippi 38915  
Phone: 662-412-5100  
Fax: 662-412-5122  
Bruce Nursing Center, Licensee  
Stanley Northrip, Administrator  
Public Leased  
Capacity: 20  
Assisted Living

### **Chickasaw County**

Langford's Magnolia Personal Care Home  
127 Country Road 31  
Houston, Mississippi 38851  
Phone: 662-456-9400  
Fax: 662-628-4018  
Nancy A. Langford, Licensee &  
Administrator  
Proprietary  
Capacity: 24

### **Clarke County**

Golden Meadow Specialty Care  
4043 Country Road 110  
Shubuta, Mississippi 39355  
Phone: 601-776-2019  
Fax: 601-776-5180  
G. Keith Winters, Licensee & Administrator  
Proprietary  
Capacity: 20

### **Clay County**

Fondern's Personal Care Home  
20016 Dill Road  
Pheba, Mississippi 39755  
Phone: 662-494-7119  
Betty Fondern-Phelps, Licensee &  
Administrator  
Proprietary  
Capacity: 7

Waverly Care Home  
315 West Broad Street  
West Point, Mississippi 39773  
Phone: 662-494-0074  
Fax: 662-494-7189  
Robin B. Foster, Licensee & Administrator  
Proprietary  
Capacity: 21

### **Coahoma County**

Flowers Glen Personal Care  
1251 Lee Drive  
Clarksdale, Mississippi 38614  
Phone: 662-627-2222  
Fax: 662-627-1703  
Steve McAlilly, Licensee  
Roy L Daves, Administrator  
Non-profit  
Capacity: 36

## **Covington County**

Covington Ridge Retirement Personal  
Care Home  
100 Covington Ridge Place #30  
Collins, Mississippi 39428  
Phone: 601-765-1100  
Fax: 601-765-1101  
Kevin Cooksey, Licensee  
Melinda Lott, Administrator  
Proprietary  
Capacity: 29

## **DeSoto County**

Dogwood Plantation of Olive Branch  
9684 Goodman Road  
Olive Branch, Mississippi 38654  
Phone: 662-895-7609  
Fax: 662-895-3501  
James B. Shannon, IV, Licensee  
Art Shannon, Administrator  
Capacity: 36

Hermitage Gardens of Southaven  
108 Clarington Drive  
Southaven, Mississippi 38671  
Phone: 662-349-9350  
Fax: 662-349-7053  
Les Breckenridge, Licensee  
Laura Hollowell, Administrator  
Proprietary  
Capacity: 65  
Assisted Living/Alzheimer's

Wesley Meadows Retirement Community  
1325 McIngvale Road  
P.O. Box 487  
Hernando, Mississippi 38632  
Phone: 662-429-2070  
Fax: 662-429-2496  
Stephen L. McAlilly, Licensee  
Janet White, Administrator  
Non-Profit  
Capacity: 30  
Assisted Living

## **Forrest County**

Country Comfort Personal Care Home  
330 Pop Runnels Road  
Petal, Mississippi 39465  
Phone: 601-545-7603  
Fax: 601-544-0136  
Doyle Rushing, Licensee  
Jo Ann Rushing, Administrator  
Proprietary  
Capacity: 16

Hartford Place Personal Care  
705 Hall Avenue  
Hattiesburg, Mississippi 39401  
Phone: 601-545-8333  
Fax: 601-545-8399  
Jack C. Cooley, II, Licensee  
& Administrator  
Proprietary  
Capacity: 20

Loyalton of Hattiesburg  
103 Fox Chase Drive  
Hattiesburg, Mississippi 39402  
Phone: 601-271-2177  
Fax: 601-271-2411  
Dan Baty, Licensee  
Annette M. Wiley, Administrator  
Proprietary  
Capacity: 90  
Assisted Living

Pine Meadow Alzheimer Special Care Center  
107 Fox Chase Drive  
Hattiesburg, Mississippi 39402  
Phone: 601-271-8480  
Fax: 601-271-2510  
Daniel R. Baty, Licensee  
Lisa Bean, Administrator  
Proprietary  
Capacity: 56  
Assisted Living/ Alzheimer's

## George County

Benndale Personal Care Home  
118 Golden Years Drive  
Lucedale, Mississippi 39452  
Phone: 601-945-5100  
Juani ta Marre Casey, Licensee  
& Administrator  
Proprietary  
Capacity: 11

Golden Age Home  
578 Park Street  
Lucedale, Mississippi 39452  
Phone: 601-947-2152  
Mary Ellen Banks, Licensee & Administrator  
Non-Profit  
Capacity: 10

Ramsey Springs Village  
258 Vestry Road  
Perkinston, Mississippi 39573  
Phone: 601-945-2862  
Fax: 601-945-2865  
Prasant Desqi, Licensee  
Phillip Lawing, Administrator  
Capacity: 24  
Increased from 15

Silvercrest Personal Care  
1272 Highway 98 West  
Lucedale, Mississippi 39452  
Phone: 601-947-9312  
Proprietary  
Rita L. Perkins, Licensee & Administrator  
Capacity: 9

Smith Manor  
15255 Highway 613  
Lucedale, Mississippi 39452  
Phone: 601-947-7796  
Mark Smith, Licensee & Administrator  
Proprietary  
Capacity: 14

## Grenada County

Graceland of Grenada, Inc.  
1855 Hill Drive  
Grenada, Mississippi 38901  
Phone: 662-226-8556  
Fax: 662-229-0556  
Graceland of Grenada, LLC, Licensee  
Becky Adams, Administrator  
Proprietary  
Capacity: 38

Graceland of Grenada North  
21 Rosemont Drive  
Grenada, Mississippi 38901  
Phone: 662-226-3363  
Fax: 662-226-5406  
Graceland of Grenada North, LLC, Licensee  
Becky C. Adams, Administrator  
Proprietary  
Capacity: 20

Stanford House Personal Care, Inc.  
759 Hickory Drive  
Grenada, Mississippi 38901  
Phone: 662-226-2493  
Fax: 662-226-5540  
Jane P. Stanford, Licensee  
& Administrator  
Proprietary  
Capacity: 7  
Closed 1/17/06

## Hancock County

Dunbar Village Courtyard  
725 Dunbar Avenue  
Bay St. Louis, Mississippi 39520  
Phone: 228-466-3099  
Fax: 228-466-3994  
Sentry Care, Licensee  
Jill Mack, Administrator  
Proprietary  
Capacity: 24  
Closed

Woodland Village Nursing Center  
Personal Care Home  
5427 Gex Road  
Diamondhead, Mississippi 39525  
Phone: 228-255-4832  
Fax: 228-255-4833  
HTC Properties II, LLC, Licensee  
Angela Powell, Administrator  
Proprietary  
Capacity: 2

## Harrison County

Alpha Personal Care Home  
2521 21st Avenue  
Gulfport, Mississippi 39501  
Phone: 228-864-0580  
Kellie Compton, Licensee & Administrator  
Proprietary  
Capacity: 14

Chapman Oaks, Inc.  
210 Roberts Street  
Long Beach, Mississippi 39560  
Phone: 228-868-7199  
Fax: 228-868-9769  
Brenda Chapman, Licensee & Administrator  
Proprietary  
Capacity: 15

A Connected Heart  
16116 Vick Road  
Gulfport, Mississippi 39503  
Phone: 228-831-4242  
Fax: 228-832-5710  
Gregory Sullivan, Licensee & Administrator  
Proprietary  
Capacity: 8

Lakeview Nursing Center  
16411 Robinson Road  
Gulfport, Mississippi 39503  
Phone: 228-831-3001  
Fax: 228-831-0408  
Brian Cain, Licensee  
Roxann R. Davidson, Administrator  
Proprietary  
Capacity: 10

Loyalton of Biloxi  
2120 Enterprise Drive  
Biloxi, Mississippi 39531  
Phone: 228-388-0946  
Fax: 228-388-8951  
Daniel R. Baty, Licensee  
Gary L. Barton, Jr., Administrator  
Proprietary  
Capacity: 105  
Assisted Living

Rebekah's House  
136 Pine Grove  
Biloxi, Mississippi 39531  
Phone: 228-699-4617  
Fax: 228-388-7493  
Rebekah's House, LLC, Licensee  
Elizabeth Metcalf, Administrator  
Proprietary  
Capacity 8  
Closed 8/28/05

Seashore Personal Care Home  
1450 Beach Boulevard  
Biloxi, Mississippi 39530  
Phone: 228-435-3860  
Fax: 228-435-9957  
Steve McAlilly, Licensee  
Mike Mahan, Administrator  
Non-profit  
Capacity: 50

Shepherd House II  
(Southern Heritage Personal Care Home)  
13251 Highway 15 North  
Biloxi, Mississippi 39532  
Phone: 228-396-0056  
Fax: 228-396-0057  
Janice Johnson, Licensee  
Janice Johnson, Administrator  
Non-Profit  
Capacity: 9  
Decreased from 11 6/03/05

Twin Oaks at Pass Christian  
410 St. Louis Street  
Pass Christian, Mississippi 39571  
Phone: 228-452-1448  
Fax: 228-452-1439  
Prasant Desai, Licensee & Administrator  
Proprietary  
Capacity: 55  
Alzheimer's/Assisted Living  
Closed

Westchester Personal Care Home  
305 Church Avenue  
Long Beach, Mississippi 39560  
Phone: 228-863-4337  
Fax: 228-863-5280  
Regina L. Miller, Licensee  
Flora Bialoruicki, Administrator  
Public  
Capacity: 20  
Closed

## Hinds County

Alpha & Omega Personal Care Home  
131 South Prentiss Street  
Jackson, Mississippi 39209  
Phone: 601-354-0783  
Rev. Myrtle McAllister, Licensee &  
Administrator  
Non-Profit  
Capacity: 13

Autumn Light Inc.  
1458 Moncure Marble Road  
Terry, Mississippi 39170  
Phone: 601-878-9684  
Jerome Talbert, Licensee & Administrator  
Non-Profit  
Capacity: 23

Campbell's Personal Care Home  
852 Crawford Street  
Jackson, Mississippi 39203  
Campbell's PCH, Licensee  
Andrew Campbell, Administrator  
Phone: 601-968-9977  
Non-Profit  
Capacity: 6

Central Mississippi Personal Care Home  
915 Hunt Street  
P.O. Box 3301  
Jackson, Mississippi 39207  
Phone: 601-355-8076  
Fax: 601-969-9794  
Robert E. Ward, Licensee  
Non-Profit  
Capacity: 13

Clifton Street Assisted Living  
438 Clifton Street  
Jackson, Mississippi 39203  
Barbara Spencer, Licensee & Administrator  
Phone: 601-949-2713  
Proprietary  
Capacity: 36

Community Welfare & Health Center  
1208 Wiggins Street  
Jackson, Mississippi  
Phone: 601-352-4721  
Jimmy Robinson, Licensee  
Ruth F. Davis, Administrator  
Non-Profit  
Capacity: 14

Eldercare Personal Care Home  
232 Moss Avenue  
Jackson, Mississippi 39209  
Phone: 601-969-2273  
LaFrances Evans, Licensee  
Donyale Robbins, Administrator  
Non-Profit  
Capacity: 11

Erie Personal Care Home  
606 Erie Street  
Jackson, Mississippi 39203  
Phone: 601-948-6862  
Laura Lee Henry, Licensee & Administrator  
Non-Profit  
Capacity: 11

Gena's Four Season's Personal Care Home & Assisted Living  
103 Jackson Street  
Edwards, Mississippi 39066  
Phone: 601-852-9300  
Fax: 601-852-9303  
Diane Wheaton, Licensee & Administrator  
Capacity: 8  
Assisted Living

Hope Personal Care Home  
2227 Old Vicksburg Road  
Clinton, Mississippi 39056  
Phone: 601-924-2236  
Fax: 601-924-2212  
Gloria Areghan, Licensee  
Teddy Ogiamen, Administrator  
Proprietary  
Capacity: 18

Izora's Personal Care Home  
430 Earle Street  
Jackson, Mississippi 39203  
Phone: 601-352-6161  
Eula Warner, Licensee & Administrator  
Non-Profit  
Capacity: 12

Lou's Personal Care Home  
551 Earle Street  
Jackson, Mississippi 39203  
Phone: 601-353-1144  
Ozzie C. Stapleton, Licensee  
& Administrator  
Non-Profit  
Capacity: 6  
Closed 2005

Rev. McAllister's Personal Care Home  
425 Earle Street  
Jackson, Mississippi 39209  
Phone: 601-352-4217  
Rev. Myrtle McAllister, Licensee &  
Administrator  
Non-Profit  
Capacity: 11

Myles Retreat Home for the Golden Age  
5911 Holmes Circle  
Jackson, Mississippi 39213  
Phone: 601-956-4185  
Fax: 601-956-4314  
Bennie M. Johnson, Licensee &  
Administrator  
Proprietary  
Capacity: 43

North Grove Personal Care Home  
641 Flag Chapel Road  
Jackson, Mississippi 39209  
Phone: 601-922-2008  
Fax: 601-922-2718  
North Grove Assisted Living, Licensee  
Audrey B. Wiley, Administrator  
Non-Profit  
Capacity: 34  
Assisted Living

Parker's Personal Care Home  
532 Earle Street  
Jackson, Mississippi 39203  
Phone: 601-355-2030  
Ruby T. Parker, Licensee & Administrator  
Non-Profit  
Capacity: 16

Pope's Personal Care Home  
4314 Sunset Drive  
Jackson, Mississippi 39213  
Phone: 601-982-4012  
Chetossa Ann Pope, Licensee &  
Administrator  
Non-profit  
Capacity: 6

Ramsey's Personal Care Home  
438 Earle Street  
Jackson, Mississippi 39203  
Phone: 601-982-3858  
Richard Ramsey, Licensee & Administrator  
Proprietary  
Capacity: 12

Riggs Manor Retirement Community  
2300 Seven Springs Road  
Raymond, Mississippi 39154  
Phone: 601-857-5011  
Fax: 601-857-8131  
Stephen McAlilly, Licensee  
Kay Higginbotham, Administrator  
Non-Profit  
Capacity: 32  
Assisted Living

St. David's Personal Care Home  
714 Rose Street  
Jackson, Mississippi 39203  
Phone: 601-354-0690  
Joyce Morgan, Licensee & Administrator  
Proprietary  
Capacity: 8

Strickland's Personal Care Home  
516 Melba Street  
Jackson, Mississippi 39203  
Phone: 601-944-1208  
Christina Strickland, Licensee  
& Administrator  
Proprietary  
Capacity: 6

T's Personal Care Home  
3651 Mosley Avenue  
Jackson, Mississippi 39206  
Phone: 601-366-6484  
Mary E. Tillman, Licensee & Administrator  
Non-profit  
Capacity: 10

Trace Point Retirement and Assisted Living  
501 East Northside Drive  
Clinton, Mississippi 39056  
Phone: 601-926-1224  
Fax: 601-926-2070  
Daniel R. Baty, Licensee  
Gary Barton, Administrator  
Proprietary  
Capacity: 88  
Assisted Living

## **Holmes County**

Miss Bernice's House  
50 Patton Place  
Lexington, Mississippi 39095  
Phone: 662-834-3344  
Fax: 662-834-3343  
Zelpha M. Whatley, Licensee &  
Administrator  
Proprietary  
Capacity: 16  
Assisted Living

## **Itawamba County**

Country Wood Plantation  
145 Watson Drive  
Mantachie, Mississippi 38855  
Phone: 662-282-7808  
Fax: 662-282-7738  
Jimmy Young, Licensee  
Rachel Leathers, Administrator  
Proprietary  
Capacity: 32  
Increased from 16

Dogwood Plantation of Fulton  
201 West Pierce Town Road  
Fulton, Mississippi 38843  
Phone: 662-862-6120  
James B. Shannon, IV, Licensee  
Greg K. McKissick, Administrator  
Proprietary  
Capacity: 32

Phillips Personal Care Home  
1207 Sandlin Road  
Fulton, Mississippi 38843  
Phone: 662-862-2665  
Dwight Phillips, Licensee  
Edna Phillips, Administrator  
Proprietary  
Capacity: 14

## **Jackson County**

Alternative Personal Care Home  
6816 Washington Avenue  
Ocean Springs, Mississippi 39564  
Phone: 228-872-7022  
Melissa E. Webster, Licensee  
& Administrator  
Proprietary  
Capacity: 12

Casa De Lola Assisted Living Manor  
4213 Walter Street  
Moss Point, Mississippi 39563  
Phone: 228-475-9606  
Fax: 228-475-1762  
Brigetta A. Jenkins-Bracks, Licensee  
& Administrator  
Proprietary  
Capacity: 15

Dorchester Arms, Inc.  
2820 Government Street  
Ocean Springs, Mississippi 39564  
Phone: 228-875-0668  
Fax: 228-875-6902  
Theodore S. Johnson, Licensee  
Sharon McCoy, Administrator  
Proprietary  
Capacity: 34

Bay Towers at the Gulf  
1203 Market Street  
Pascagoula, Mississippi 39567  
Phone: 228-762-4881  
Fax: 228-762-4843  
Monica Ballew, Licensee  
Ann Arnold, Administrator  
Proprietary  
Capacity: 36  
Closed

The Gardens at Ocean Springs  
1260 Ocean Springs Road  
Ocean Springs, Mississippi 39564  
Phone: 228-818-0650  
Fax: 228-818-4856  
Steven Carter, Licensee  
Erin Hollis, Administrator  
Proprietary  
Capacity: 49

Majestic Personal Care Home, Inc.  
2821 Ingalls Avenue  
Pascagoula, Mississippi 39567  
Phone: 228-762-8866  
Fax: 228-762-4499  
Cynthia Long Evans, R.N., Administrator  
Proprietary  
Capacity: 20  
Closed

A New Beginning Care Center  
2803 Criswell Avenue  
Pascagoula, Mississippi 39567  
Phone: 228-296-8807  
Fax: 228-762-6943  
Wanda Carew, Licensee & Administrator  
Non-profit  
Capacity: 10  
Decreased from 11 1/10/05

## **Jones County**

ComfortCare Assisted Living  
1100 West Drive  
Laurel, Mississippi 39440  
Phone: 601-422-0022  
Fax: 601-428-7138  
South Central Regional Med Ctr, Licensee  
Ladd Hatten, Administrator  
Proprietary  
Capacity: 12  
Assisted Living

Cottonwood Manor, Inc.  
3147 Old Amy Road  
Laurel, Mississippi 39443  
Phone: 601-425-0095  
Fax: 601-425-9902  
Cottonwood Manor, Inc, Licensee  
Brook Butler, Administrator  
Proprietary  
Capacity: 24



Magnolia Gardens Assisted Living of  
Laurel

945 West Drive  
Laurel, Mississippi 39440  
Phone: 601-649-6660  
Fax: 601-428-4685  
Deborah Darlene Benoit, Licensee  
& Administrator  
Proprietary  
Capacity: 40  
Increased from 28

Northview Care Center  
625 Northview Drive  
Laurel, Mississippi 39440  
Phone: 601-426-3782  
Fax: 601-426-2644  
R. G. Hancock, Licensee & Administrator  
Proprietary  
Capacity: 54

### **Lafayette County**

Azalea Court  
100 Azalea Drive  
Oxford, Mississippi 38655  
Phone: 662-234-9600  
Fax: 662-234-9378  
Doty Properties, Licensee  
Eltonette Proctor, Administrator  
Proprietary  
Capacity: 80  
Increased from 45  
Assisted Living

Hermitage Gardens of Oxford  
1488 Belk Blvd.  
Oxford, Mississippi 38655  
Phone: 662-234-8244  
Fax: 662-236-3043  
Les Breckenridge, Licensee  
Beth Chandler, Administrator  
Proprietary  
Capacity: 64  
Assisted Living/Alzheimer's

### **Lamar County**

Alden Pointe  
2 Courtland Drive  
Hattiesburg, Mississippi 39402  
Phone: 601-296-9711  
Fax: 601-296-9152  
David Schonberg, Licensee  
Kathy McPhail, Administrator  
Proprietary  
Capacity: 45  
Assisted Living

Magnolia Place  
4901 Highway 589  
Sumrall, Mississippi 39482  
Phone: 601-758-0600  
Fax: 601-755-1101  
Kevin Cooksey, Licensee  
Melinda Lott, Administrator  
Public  
Capacity: 18

Windham House of Hattiesburg  
37 Hillcrest Drive  
Hattiesburg, Mississippi 39402  
Phone: 601-264-0058  
Fax: 601-264-7329  
Lamar Community Care Center, LLC, Licensee  
Lisa L. Haskins, Administrator  
Proprietary  
Capacity: 13  
Decreased from 16  
Assisted Living

### **Lauderdale County**

Aldersgate Personal Care Home  
6600 Poplar Springs Drive  
Meridian, Mississippi 39305  
Phone: 601-485-9484  
Fax: 601-485-9638  
Stephen L. McAlilly, Licensee  
Margaret Cade, Administrator  
Non-Profit  
Capacity: 58  
Reduced from 60 4/01/06

McCoy Personal Care Home  
919 35th Avenue  
Meridian, Mississippi 39301  
Phone: 601-693-4104  
Mary Cleo McCoy, Licensee & Administrator  
Non-Profit  
Capacity: 15

Silverleaf Manor  
4555 35<sup>th</sup> Avenue  
Meridian, Mississippi 39305  
Phone: 601-483-4566  
Fax: 601-483-1447  
Daniel Batey, Licensee  
Shelia Nettles, Administrator  
Proprietary  
Capacity: 80  
Assisted Living

### **Lawrence County**

Heritage Manor Personal Care Home  
2051 Ferguson Mill Road  
Silver Creek, Mississippi 39663  
Phone: 601-886-7251  
Fax: 601-886-9990  
Carrol Ann Hudspeth, Licensee  
& Administrator  
Proprietary  
Capacity: 12

Lawrence County Personal Care Home  
1134 East Broad Street  
Monticello, Mississippi 39654  
Phone: 601-587-9226  
Fax: 601-886-7251  
Carroll Cann Hudspeth, Licensee  
& Administrator  
Proprietary  
Capacity: 10

### **Lee County**

Avonlea Assisted Living &  
Retirement Community  
2429 Lawndale Drive  
Tupelo, Mississippi 38801  
Phone: 662-840-6163  
Fax: 662-842-4742  
Danny M. Barrows, Licensee  
Kenneth A. Long, Administrator  
Proprietary  
Capacity: 72  
Increased from 56  
Assisted Living

The Home Place of Nettleton  
Assisted Living Home  
298 Main Street  
Nettleton, Mississippi 38858  
Phone: 662-963-0606  
Fax: 662-963-3859  
Joyce G. Heyman, Licensee & Administrator  
Proprietary  
Capacity: 7  
Assisted Living

Homeplace of Saltillo  
200 Knight Drive  
Saltillo, Mississippi 38866  
Phone: 662-869-7009  
Fax: 662-869-1016  
Dennis H. Nooner, Jr., Licensee  
Shirley A. Hester, Administrator  
Proprietary  
Capacity: 72  
Assisted Living

Meadow Hills Personal Care Home  
107 Skeet Drive  
Verona, Mississippi 38879  
Phone: 662-566-8353  
Fax: 662-566-9915  
Peggy Lamb, Licensee & Administrator  
Proprietary  
Capacity: 16  
Closed November 2005

Mitchell Center Personal Care Home  
2800 West Main Street  
Tupelo, Mississippi 38801  
Phone: 662-844-1441  
Fax: 662-841-9516  
Stephen McAlilly, Licensee  
Linoa Neighbors, Administrator  
Non-Profit  
Capacity: 60

Riverbirch Residence  
2554 Main Street  
P.O. Box 159  
Plantersville, Mississippi 38862  
Phone: 662-844-3451  
Fax: 662-844-3450  
Robert J. Lemmons, Licensee &  
Administrator  
Proprietary  
Capacity: 30  
Assisted Living

Rosewood Personal Care Home  
2441 McCullough Blvd.  
Belden, Mississippi 38826  
Phone: 662-844-5856  
Fax: 662-844-5323  
Marilyn B. Hicks, Licensee  
Kevin A. Hinton, Administrator  
Proprietary  
Capacity: 75  
Assisted Living

Samartan Garden Personal Care Home  
2603 South Gloster Street  
Tupelo, Mississippi 38801  
Phone: 662-566-9974  
Fax: 662-566-9921  
George R. Pulliam, Licensee  
Lisa L. Satterwhite, Administrator  
Public  
Capacity: 32  
Assisted Living

## **Leflore County**

Country Meadow Personal Care Home  
4100 CR 164  
Greenwood, Mississippi  
Phone: 662-453-4533  
Fax: 662-453-4534  
Danny F. Edwards, Licensee & Administrator  
Capacity: 12

Indywood Glen  
1416 Erie Street  
Greenwood, Mississippi 38930  
Phone: 662-455-3878  
Fax: 662-455-6171  
Indywood Glen, LLC, Licensee  
Willie Britt, Administrator  
Proprietary  
Capacity: 62  
Increased from 60 5/06/05

## **Lincoln County**

Haven Hall Personal Care Home  
101 Mills Street  
Brookhaven, Mississippi 39601  
Phone: 601-833-5608  
Fax: 601-833-5285  
Magnolia Healthcare, Licensee  
Stephanie Burton, Administrator  
Non-profit  
Capacity: 15

New Dawn Retirement Center  
3987 Silverton Trail SE  
Ruth, Mississippi 39662  
Phone: 662-823-4020  
Fax: 601-823-4031  
Elaine Davis, Licensee & Administrator  
Proprietary  
Capacity: 8

Serenity Personal Care Home  
1519 East Lincoln Road SE  
Brookhaven, Mississippi 39601  
Phone: 601-833-5072  
Fax: 601-833-5112  
Carolyn A. Crump, Licensee & Administrator  
Proprietary  
Capacity: 9

Shady Oaks Home for the Elderly  
617 North Whitworth Avenue  
Brookhaven, Mississippi 39601  
Phone: 601-835-1366  
Fax: 601-823-6652  
Patricia Ann Coon, Administrator  
Proprietary  
Capacity: 13  
Increased from 10

## Lowndes County

The Arrington  
234 Windsor Blvd.  
Columbus, Mississippi 39702  
Phone: 662-241-0001  
Fax: 662-241-0091  
Arrington LLC, Licensee  
Ken Phillips, Administrator  
Proprietary  
Capacity: 55

Cherubs Personal Care Home  
289 Sanders Mill Road  
Steens, Mississippi 39766  
Phone: 662-356-4227  
Fax: 662-356-4203  
Bonny York, Administrator  
Proprietary  
Capacity: 13

Collegeview Personal Care Home  
1323 College Street  
Columbus, Mississippi 39701  
Phone: 662-327-9463  
Fax: 662-327-1419  
Carolyn P. Reed, Licensee & Administrator  
Proprietary  
Capacity: 6

HomePlace of Columbus  
2082 Yorkville Road East  
Columbus, Mississippi 39702  
Phone: 662-329-2772  
Fax: 662-329-2889  
Denny Nooner, Jr., Licensee  
Yvone Fortner, Administrator  
Proprietary  
Capacity: 62

Lakewood Personal Care  
641 Pennington Lake Road  
Columbus, Mississippi 39705  
Phone: 662-328-4651  
Harry Dowdle, Licensee & Administrator  
Proprietary  
Capacity: 7

Trinity Personal Care Center  
250 Airline Road  
Columbus, Mississippi 39702  
Phone: 662-327-6795  
Fax: 662-327-3039  
Stephen McAlilly, Licensee  
Stanley C. Maynard, Administrator  
Non-Profit  
Capacity: 62

## Madison County

Christian Care Assisted Living Center  
399 Cauthen Street  
Canton, Mississippi 39046  
Phone: 601-859-0634  
Richard E. Johnson, Licensee  
& Administrator  
Non-Profit  
Capacity: 31

La Estella Leon Home  
3567 North Liberty Street  
P.O. Box 921  
Canton, Mississippi 39046  
Phone: 601-407-1856  
Fax: 601-859-5911  
Terence L. Sanders, Licensee  
Charolette P. Sanders, Administrator  
Non-profit  
Capacity: 5

Old Ladies Home  
7521 Old Canton Road  
Madison, Mississippi 39110  
Phone: 601-856-1085  
Fax: 601-856-1270  
Jane Roper, Licensee  
J. Anne Thompson, Administrator  
Non-Profit  
Capacity: 20

The Orchard Personal Care Home  
600 South Pear Orchard Road  
Ridgeland, Mississippi 39157  
Phone: 601-856-2205  
Fax: 601-856-8905  
W. Thad McLaurin, Licensee  
Sandra Garvin, Administrator  
Proprietary  
Capacity: 61

Ridgeland Point Assisted Living  
410 Orchard Park  
Ridgeland, Mississippi 39157  
Phone: 601-957-0727  
Fax: 601-957-0756  
Daniel Baty, Licensee  
Heather Taggart, Administrator  
Public  
Capacity: 100

St. Catherine's Village/Campbell Cove  
200 Dominican Drive  
Madison, Mississippi 39110  
Phone: 601-856-0160  
Fax: 601-856-0118  
Sister Mary Dorothea Sondgeroth, Licensee  
Melva Butler, Administrator  
Non-Profit  
Capacity: 36  
Assisted Living/Alzheimer

St. Catherine's Village/Marian Hall  
200 Dominican Drive  
Madison, Mississippi 39110  
Phone: 601-856-0100  
Fax: 601-856-0109  
Sister Mary Dorothea Sondgeroth,  
Licensee  
Mary Margaret Judy, Administrator  
Non-profit  
Capacity: 60  
Assisted Living

Seasons Assisted Living  
1421-A East Peace Street  
P.O. Box 488  
Canton, Mississippi 39046  
Phone: 601-855-5760  
Fax: 601-855-5781  
Madison County Nursing Home Board  
of Trustees, Licensee  
Daniel Logan, Administrator  
Non-profit  
Capacity: 10  
Assisted Living

Willard F. Bond Home  
7521 Old Canton Road  
Madison, Mississippi 39110  
Phone: 601-856-8041  
Fax: 601-856-1270  
Alvis Hunt, Licensee  
Lucille Nichols, Administrator  
Non-profit  
Capacity: 40  
Licensed 7/19/05

## **Marion County**

Bar-Sel Personal Care Home  
608 Branton Avenue  
Columbia, Mississippi 39429  
Phone: 601-736-7355  
Jo Selman, Licensee & Administrator  
Non-Profit  
Capacity: 11

The Grove Personal Care Home  
11 Pecan Drive  
Columbia, Mississippi 39429  
Phone: 601-736-4747  
Fax: 601-736-4073  
JRSM Enterprises, Licensee  
Jack Bradshaw, Administrator  
Capacity: 8

Sandy Hook Estate Personal Care Home  
1403 Highway 35 South  
Sandy Hook, Mississippi 39478  
Phone: 601-731-2273  
Fax: 601-736-0944  
Yvonne Fortenberry, Licensee &  
Administrator  
Proprietary  
Capacity: 14

## **Marshall County**

Christopher's Personal Care Home  
885 Highway 178 East  
Holly Springs, Mississippi 38635  
Phone: 662-551-1122  
Fax: 662-551-1635  
Gail M. Houck, Licensee & Administrator  
Proprietary  
Capacity: 46  
Assisted Living/Alzheimer's

## **Monroe County**

Garden Suites Assisted Living  
400 South Chestnut Street  
P.O. Box 747  
Aberdeen, Mississippi 39730  
Phone: 662-319-2085  
Fax: 662-319-2096  
Steve Fontaine, Licensee & Administrator  
Non-Profit  
Capacity: 22

Monroe County Rest Home  
50051 County Home Road  
Aberdeen, Mississippi 39730  
Phone: 662-369-4485  
Barbara E. Mabry, Licensee & Administrator  
Non-Profit  
Capacity: 12

Oak Tree Plantation  
60139 Cotton Gin Port Road  
Amory, Mississippi 38821  
Phone: 662-256-8406  
Fred C. Heckant, Licensee  
Brad Wilson, Administrator  
Proprietary  
Capacity: 34  
Assisted Living

Pillars of Aberdeen  
502 Jackson Street  
Aberdeen, Mississippi 39730  
Phone: 662-369-3000  
Fax: 662-369-3518  
John W. Jamison, III, Licensee  
Kathy Comstock, Administrator  
Proprietary  
Capacity: 73  
Closed 2005

## **Neshoba County**

Bee Hive Home of Philadelphia  
708 Columbus Avenue  
Philadelphia, Mississippi 39350  
Phone: 601-656-0220  
John M. Mayfield, Licensee & Administrator  
Public  
Capacity: 12  
Decreased from 14 4/01/05

Neshoba County Personal Care Home  
1001 Holland Avenue  
Philadelphia, Mississippi 39350  
Phone: 601-663-1200  
Fax: 601-663-1497  
Marvin Page, Licensee  
Roger W. Cole, Administrator  
Public  
Capacity: 22

## **Newton County**

Central Miss. Residential Center  
701 Northside Drive  
P.O. Box 470  
Newton, Mississippi 39345  
Phone: 601-683-4200  
Fax: 601-683-4210  
Mack H. Yeager, Ph.D., Licensee &  
Administrator  
Public  
Capacity: 48

Magnolia Regional Residential Living  
606 East Jackson Road  
Union, Mississippi 39365  
Phone: 601-774-9961  
Hilda Brantely Hollis, Licensee &  
Administrator  
Proprietary  
Capacity: 27

Woodland Court Personal Care  
260 Northside Drive  
Newton, Mississippi 39345  
Phone: 601-683-2330  
Fax: 601-683-3043  
Woodland Court, Licensee  
Shirley Jones, Administrator  
Proprietary  
Capacity: 24

## **Noxubee County**

Brooksville Assisted Living Home  
355 North Pine Street  
P.O. Box 325  
Brooksville, Mississippi 39739  
Phone: 662-738-4866  
Fax: 662-738-4966  
Joe Johnson, Licensee  
Clayton Jantz, Administrator  
Non-Profit  
Capacity: 10

Elderly Care Center, Inc.  
496 Magnolia Drive  
Macon, Mississippi 39341  
Phone: 662-726-2630  
Fax: 662-726-2229  
Carol Pruitt, Licensee & Administrator  
Proprietary  
Capacity: 15

## **Oktober County**

Cantrell's Personal Care Home  
1279 Highway 12 West  
Starkville, Mississippi 39759  
Phone: 662-323-5948  
Vicki Cantrell Rushing, Licensee &  
Administrator  
Proprietary  
Capacity: 15

O'Brian's East Personal Care Home  
1587 Old Highway 82 East  
Starkville, Mississippi 39759  
Phone: 662-323-5876  
Fax: 662-323-5235  
Betty O'Brian, Licensee  
Melecia Ann Swedbergh, Administrator  
Proprietary  
Capacity: 22

Vickers Personal Care Home  
(Scribners Personal Care Home)  
114 North Montgomery Street  
Starkville, Mississippi 39759  
Phone: 662-323-4617  
Dawn Vickers, Licensee & Administrator  
Proprietary  
Capacity: 18

## **Panola County**

Fairfield of Batesville  
640 Keating Road  
P.O. Box 1632  
Batesville, Mississippi 38606  
Phone: 662-563-2345  
Fax: 662-563-5678  
John Phillips, III, Licensee  
Sandra B. Cobb, Administrator  
Proprietary  
Capacity: 54  
Increased from 46  
Assisted Living

## **Pearl River County**

Magnolia Personal Care Home  
174 Cliff Mitchell Road  
Picayune, Mississippi 39466  
Phone: 601-798-4007  
Fax: 601-798-4029  
Harrington & Associates, LLC, Licensee  
James E. Harrington, Administrator  
Proprietary  
Capacity: 60  
Decreased from 78

New Country Living Personal Care Home  
258 George Ford Road  
Carriere, Mississippi 39426  
Phone: 601-798-5673  
Fax: 601-749-9018  
Marion Carolyn Fletcher, Licensee &  
Administrator  
Proprietary  
Capacity: 14

Our Place Personal Care Home  
27 Alsobrooks Road  
Picayune, Mississippi 39466  
Phone: 601-799-3303  
Suzanne Cooper, RN, Licensee &  
Administrator  
Proprietary  
Capacity: 12

Our Place II Personal Care Home  
2501 Highway 43 South  
Picayune, Mississippi 39466  
Phone: 601-749-9596  
Edward V. Cooper, Jr., Licensee  
Patricia Carnes, Administrator  
Proprietary  
Capacity: 9

Shady Oaks of Carriere  
83 White Chapel Road  
Carriere, Mississippi 39426  
Phone: 601-798-0207  
Frank Duncan, Licensee & Administrator  
Proprietary  
Capacity: 11

Southern Pines Personal Care Home  
340 Sycamore Road  
Carriere, Mississippi 39426  
Phone: 601-798-9969  
Fax: 601-798-2259  
Betty Fletcher, Licensee &  
Administrator  
Proprietary  
Capacity: 20

### **Perry County**

Community Residential Home  
109 Elm Avenue  
Richton, Mississippi 39476  
Phone: 601-788-5865  
Fax: 601-788-5722  
Community Residential Home, Licensee  
Oma Hibbler, Administrator  
Proprietary  
Capacity: 12

Friend's Personal Care Home  
367 Corinth Church Road  
Petal, Mississippi 39465  
Phone: 601-545-9545  
Robert Lee Friend, Licensee &  
Administrator  
Non-Profit  
Capacity: 10

### **Pike County**

Aston Court Retirement Community  
222 Aston Avenue  
McComb, Mississippi 39648  
Phone: 601-249-0023  
Fax: 601-249-3106  
Ronald H. Lock, Licensee  
Staci Ann Lock Hamilton, Administrator  
Proprietary  
Capacity: 50

Camellia Estates Assisted Living  
1714 White Street  
McComb, Mississippi 39648  
Phone: 601-250-0066  
Fax: 601-250-0640  
Pike Community Care Center, Licensee  
Charlotte Marshall, Administrator  
Proprietary  
Capacity: 48  
Assisted Living

McComb Nursing & Rehab Center  
415 Marion Avenue  
McComb, Mississippi 39648  
Phone: 601-684-8700  
Fax: 601-249-2982  
McComb Nursing & Rehab Center, Licensee  
Sandra Hall, Administrator  
Proprietary  
Capacity: 10  
Assisted Living

### **Pontotoc County**

Church Street Personal Care Home  
407 Church Street  
Pontotoc, Mississippi 38863  
Phone: 662-488-0443  
Beth Mapp, R.N., Licensee & Administrator  
Proprietary  
Capacity: 14  
Closed



Church Street Personal Care Home of Ecu  
(Windham House Assisted Living)  
36 Elm Lane  
P.O. Box 249  
Ecu, Mississippi 38841  
Phone 662-489-6462  
Fax: 662-489-6491  
Beth Mapp, R.N., Licensee & Administrator  
Proprietary  
Capacity: 40

### **Prentiss County**

The Landmark Community Personal Care  
Home  
701 West Church Street  
Booneville, Mississippi 38829  
Phone: 662-728-3539  
Travis W. Childers, Licensee  
Proprietary  
Capacity: 40

### **Rankin County**

Brandon Court Personal Care Home  
100 Burnham Road  
Brandon, Mississippi 39042  
Phone: 601-664-2259  
Fax: 601-664-2260  
Rankin Community Care Center, Licensee  
Tony L. Wehunt, Administrator  
Proprietary  
Capacity: 6  
Assisted Living

Briar Hill Rest Home  
1201 Gunter Road  
Florence, Mississippi 39073  
Phone: 601-939-6371  
Fax: 601-939-6228  
Briar Hill Rest Home, LLC, Licensee  
Edith Charlene Quarles, Administrator  
Proprietary  
Capacity: 2

Heritage House of Castlewoods  
140 Castlewoods Blvd.  
Brandon, Mississippi 39047  
Phone: 601-919-1208  
Fax: 601-919-1174  
L. Rodney Chamblee, Licensee  
Michael Lalo, Administrator  
Proprietary  
Capacity: 110  
Assisted Living/Alzheimers

O'McDougle's Love & Care Home  
319 North Avenue  
P.O. Box 644  
Pelahatchie, Mississippi 39145  
Phone: 601-854-7925  
Fax: 601-362-2207  
Charlene M. Brown, Licensee &  
Administrator  
Proprietary  
Capacity: 11

Peach Tree Village Assisted Living  
6100 Old Brandon Road  
Brandon, Mississippi 39042  
Phone: 601-933-1100  
Fax: 601-933-1113  
Sentry Care, Licensee  
Mary Kim Smith, Administrator  
Proprietary  
Capacity: 71  
Assisted Living

### **Scott County**

Bee Hive Home of Forest  
410 Townsend Road  
Forest, Mississippi 39074  
Phone: 601-469-9476  
John M. Mayfield, Licensee  
Audrey Neal, Administrator  
Public  
Capacity: 12  
Decreased from 14 4/01/06

Magnolia Manor  
410 East First Street  
Forest, Mississippi 39117  
Phone: 601-469-4389  
Fax: 601-732-8037  
Paulette Butler, Licensee & Administrator  
Proprietary  
Capacity: 15

## **Simpson County**

Bryant's Residential Care Facility  
1310 Highway 541 South  
P.O. Box 972  
Magee, Mississippi 39111  
Phone: 601-849-6160  
Fax: 601-849-4733  
Yvonne Bryant, Administrator  
Proprietary  
Capacity: 21

La Dora Acres Assisted Living/  
Residential Care Home  
1116 Frances Avenue  
Magee, Mississippi 39111  
Phone: 601-849-1920  
Fax: 601-849-1950  
Minnie D. Lane, RN, Licensee &  
Administrator  
Proprietary  
Capacity: 12  
Assisted Living

## **Stone County**

Stone County Nursing & Rehab Center  
1436 East Central Avenue  
Wiggins, Mississippi 39577  
Phone: 601-928-1889  
Fax: 601-928-2335  
Stone County Nursing & Rehab Center,  
Licensee  
Julie Cain, Administrator  
Proprietary  
Capacity: 1

## **Sunflower County**

Indywood  
541 Dorsett Drive  
Indianola, Mississippi 38751  
Phone: 662-887-3005  
Fax: 662-887-3057  
Indywood, Licensee  
Eleta Grimmett, Administrator  
Proprietary  
Capacity: 29  
Decreased from 32 beds  
Assisted Living

Ruleville Nursing & Rehab Center  
800 Stansel Drive  
Ruleville, Mississippi 38771  
Phone: 662-756-4361  
Fax: 662-756-2788  
Ruleville Nursing & Rehab Center,  
Licensee  
Tina Alexander, Administrator  
Proprietary  
Capacity: 11  
Assisted Living

## **Tippah County**

Beverly Healthcare Personal Care  
101 Cunningham Street  
Ripley, Mississippi 38863  
Phone: 662-837-3011  
Fax: 662-837-0230  
GGNSC Ripley, LLC, Licensee  
Charles S. Small, Jr., Administrator  
Proprietary  
Capacity: 10  
Assisted Living

## **Tishomingo County**

Carrington House  
1670 White House Road  
Iuka, Mississippi 38852  
Phone: 662-423-3307  
Fax: 662-423-3308  
Beverly Ann Vatalaro, Licensee  
& Administrator  
Proprietary  
Capacity: 18

Southern Magnolia Estates  
1308 North Pearl Street  
Iuka, Mississippi 38852  
Phone: 662-424-0023  
Fax: 662-424-0199  
Trev Clark, RN, Licensee & Administrator  
Proprietary  
Capacity: 34

Southern Magnolia Estates, II  
1308 North Pearl Street  
Iuka, Mississippi 38852  
Phone: 662-424-0023  
Fax: 662-424-0199  
Trev Clark, RN, Licensee & Administrator  
Proprietary  
Capacity: 18

Southern Magnolia Estates II of Belmont-  
Golden  
267 Front Street/Highway 366  
Golden, Mississippi 38847  
Phone: 662-454-0544  
Fax: 662-454-0576  
Trev Clark, RN, Licensee  
Jason Michael Clark, Administrator  
Proprietary  
Capacity: 20

### **Union County**

Dogwood Plantation of New Albany  
250 Fairfield Drive  
New Albany, Mississippi 38652  
Phone: 662-534-7331  
James B. Shannon, IV, Licensee  
Don Turner, Administrator  
Proprietary  
Capacity: 24

Green Oak Manor Personal Care Home  
600 Highway 30 West  
New Albany, Mississippi 38652  
Phone: 662-534-5602  
Fax: 662-534-3050  
Gena Vail, Licensee  
Cheryl Jackson, Administrator  
Proprietary  
Capacity: 12

Magnolia Place of New Albany  
1515 Munsford Drive  
New Albany, Mississippi 38652  
Phone: 662-534-0046  
Fax: 662-534-0393  
R. Bruce Cole, Licensee & Administrator  
Public  
Capacity: 50

Sunshine Inn  
1645 Highway 178  
P.O. Box 378  
Myrtle, Mississippi 38650  
Phone: 662-988-3959  
Fax: 662-988-3989  
Vicki M. Smith, Licensee & Administrator  
Proprietary  
Capacity: 20

### **Warren County**

Belmont Gardens Personal Care Home  
3201 Wisconsin Avenue  
P.O. Box 820874  
Vicksburg, Mississippi 39180  
Phone: 601-636-8006  
Fax: 601-636-0593  
Joe M. Ross, Jr., Licensee  
Sharon Ladd, Administrator  
Proprietary  
Capacity: 25

Belmont Place Personal Care Home  
1002 Belmont Street  
P.O. Box 820874  
Vicksburg, Mississippi 39180  
Phone: 601-636-3004  
Fax: 601-629-6490  
Joe M. Ross, Jr., Licensee  
Sharon Ladd, Administrator  
Proprietary  
Capacity: 11

Heritage House Assisted Living Center  
3101 Wisconsin Avenue  
P.O. Box 820485  
Vicksburg, Mississippi 39180  
Phone: 601-638-1514  
Fax: 601-638-8738  
First Warren Corporation, Licensee  
Robert Greer, Administrator  
Proprietary  
Capacity: 41  
Assisted Living

## Washington County

Magnolia Gardens of Greenville  
1644 South Colorado Street  
Greenville, Mississippi 38703  
Phone: 662-335-9699  
Fax: 662-335-9693  
Magnolia Gardens of Greenville, Licensee  
Joe Ann Fava, Administrator  
Proprietary  
Capacity: 48

Wellington Place of Greenville  
1880 Fairground Road  
Greenville, Mississippi 38703  
Phone: 662-334-4646  
Fax: 662-334-4691  
Healthcare Properties, Licensee  
Wanda Grassi, Administrator  
Proprietary  
Capacity: 55  
Assisted Living

## Wayne County

Brookwood Villa Personal Care Home  
915 Wayne Street  
Waynesboro, Mississippi 39367  
Phone: 601-735-0264  
Sherry Busby, Licensee & Administrator  
Proprietary  
Capacity: 24

Pine View Health Care Center  
1304 Walnut Street  
Waynesboro, Mississippi 39367  
Phone: 601-735-9025  
Fax: 601-735-0813  
Pensacola Health Trust, Licensee  
Joan V. Stanford, Administrator  
Proprietary  
Capacity: 3

Southern Living  
511 Gray Drive  
Waynesboro, Mississippi 39367  
Phone: 601-735-4806  
Fax: 601-735-5180  
Robert Stan Trigg, Licensee &  
Administrator  
Proprietary  
Capacity: 30

## Webster County

Vicker's Personal Care Home  
Route 3, Box 695A  
Spring Valley Road  
Mathiston, Mississippi 39752  
Phone: 662-263-4685  
Rhea Dawn Vickers, Licensee &  
Administrator  
Proprietary  
Capacity: 13

## Winston County

J R S & J Senior Adult Care Center  
803 West Main Street  
P.O. Box 1009  
Louisville, Mississippi 39339  
Phone: 662-773-8750  
Fax: 662-773-8721  
James R. Wilson, Licensee  
Lillian S. Jamison, Administrator  
Proprietary  
Capacity: 16  
Increased from 12 beds

Lakeside Village  
8862 Highway 15 South  
Louisville, Mississippi 39339  
Mail: P.O. Box 401  
Noxapater, Mississippi 39346  
Phone: 662-724-2500  
Fax: 662-724-2501  
Kevin Weeks, Licensee  
Tyla Weeks, Administrator  
Proprietary  
Capacity: 15

## Yalobusha County

Yalobusha County Assisted Living Center  
630 South Main Street  
P.O. Box 728  
Water Valley, Mississippi 38965  
Phone: 662-473-1411  
Fax: 662-473-4922  
Linda Ingram, Licensee  
Terry Varner, Administrator  
Public  
Capacity: 2  
Assisted Living