

2004 Report on Institutions for the Aged or Infirm

Licensed by

Bureau of Health Facilities Licensure and Certification

September 2005

2004

Annual Report on
Institutions for the Aged or Infirm

Licensed by

Mississippi State Department of Health
P. O. Box 1700
Jackson, Mississippi 39216

Published September 2005

Health Facilities Licensure and Certification
Karen Sel estak

and

Public Health Statistics
Judy Moulder, Director

Table of Contents

Preface	1
Table I: Nursing Facility Bed Count, Patient Census, Patients Served, and New Admissions as of December 31, 2004.	1
Table II: Nursing Facility Ownership and Percentage Distribution by Number of Nursing Homes and Licensed Beds as of December 31, 2004.	2
Table III: Nursing Facility Employees and Percentage Distribution by Title and Whether Full-Time or Part-Time as of December 31, 2004.	3
Table IV: Licensed Bed Capacity and Beds Set Up and Staffed for Nursing Facilities as of December 31, 2004.	4
Table V: 2004 Nursing Facility Licensed Beds, Occupancy Rates and Average Daily Census.	9
Table VI: Nursing Facility Bed Count by County and Type of Accommodation as of December 31, 2004.	17
Table VII: Nursing Facility Bed Count and Percentage Distribution by Type of Accommodation as of December 31, 2004.	19
Table VIII: Nursing Facilities by Bed Size as of December 31, 2004.	19
Table IX: Nursing Facilities by Bed Size and County as of December 31, 2004.	20
Table X: Patients Served During 2004 in Nursing Facilities by Age and Sex.	22
Table XI: Number of Nursing Facility Patients by Sex in 2004.	23
Table XII: Ambulation Status of Patients in Nursing Facilities as of December 31, 2004 and Total Days of Patient Care During 2004.	23
Table XIII: 2004 Nursing Facility Admissions.	24
Table XIV: 2004 Nursing Facility Admissions by Fee Source.	24
Table XV: Destination of Patients Discharged from Nursing Facilities During 2004.	25
Table XVI: Selected Nursing Facility Data by County.	26
Table XVII: ICF/MR Bed Count, Patient Census, Patients Served, and New Admissions as of December 31, 2004.	28

Table XVIII:	ICF/MR Ownership and Percentage Distribution by Number of Nursing Homes and Licensed Beds as of December 31, 2004.....	29
Table XIX	ICF/MR Employees and Percentage Distribution by Title and Whether Full-Time or Part-Time as of December 31, 2004.....	30
Table XX:	Licensed Bed Capacity and Beds Set Up and Staffed for ICF/MRs as of December 31, 2004.....	31
Table XXI:	2004 ICF/MR Licensed Beds, Occupancy Rates and Average Daily Census.....	32
Table XXII:	ICF/MR Bed Count by County and Type of Accommodation as of December 31, 2004.....	33
Table XXIII:	ICF/MR Bed Count and Percentage Distribution by Type of Accommodation as of December 31, 2004.....	33
Table XXIV:	ICF/MRs by Bed Size as of December 31, 2004.....	34
Table XXV:	ICF/MRs by Bed Size and County as of December 31, 2004.....	34
Table XXVI:	ICF/MR Patients Served During 2004 by Age and Sex... 35	
Table XXVII:	Number of ICF/MR Patients by Sex.....	36
Table XXVIII:	Ambulation Status of ICF/MR patients as of December 31, 2004 and Total Days of Patient Care During 2004.....	36
Table XXIX:	2004 ICF/MR Admissions During 2004 by Place from Which Admitted.....	37
Table XXX:	2004 ICF/MR Admissions by Fee Source.....	37
Table XXXI:	Destination of Patients Discharged from ICF/MRs During 2004.....	38
Table XXXII:	Selected ICF/MR Data by County.....	38
Table XXXIII:	Psychiatric Residential Treatment Facility Bed Count, Patient Census, Patients Served, and New Admissions as of December 31, 2004.....	39
Table XXXIV:	Psychiatric Residential Treatment Facility Ownership and Percentage Distribution by Number of Nursing Homes and Licensed Beds as of December 31, 2004.....	40
Table XXXV:	Psychiatric Residential Treatment Facility Employees and Percentage Distribution by Title and Whether Full-Time or Part-Time as of December 31, 2004.....	41

Table XXXVI:	Licensed Bed Capacity and Beds Set Up and Staffed for Psychiatric Residential Treatment Facilities as of December 31, 2004.....	42
Table XXXVII:	2004 Psychiatric Residential Treatment Facilities Licensed Beds, Occupancy Rates and Average Daily Census.....	42
Table XXXVIII:	Psychiatric Residential Treatment Facility Bed Count by County and Type of Accommodation as of December 31, 2004.....	43
Table XXXIX:	Psychiatric Residential Treatment Facilities by Bed Size as of December 31, 2004.....	43
Table XL:	Patients Served During 2004 in Psychiatric Residential Treatment Facilities by Age and Sex.....	44
Table XLI:	Number of Psychiatric Residential Treatment Facility Patients by Sex.....	45
Table XLII:	Ambulation Status of Patients in Residential Treatment Facilities as of December 31, 2004 and Total Days of Patient Care During 2004.....	45
Table XLIII:	2004 Psychiatric Residential Treatment Facility Admissions by Place from Which Admitted.....	46
Table XLIV:	2004 Psychiatric Residential Treatment Facility Admissions by Fee Source	46
Table XLV:	Destination of Patients Discharged from Psychiatric Residential Treatment Facilities.....	47
Table XLVI:	Selected Psychiatric Residential Treatment Facility Data by County.....	47
Table XLVII:	Personal Care Homes, Bed Count, Patient Census, Patients Served, and New Admissions as of December 31, 2004.....	48
Table XLVIII:	Personal Care Home Ownership and Percentage Distribution by Number of Personal Care Homes and Licensed Beds as of December 31, 2004.....	49
Table XLIX:	Personal Care Home Employees and Percentage Distribution by Title and Whether Full-Time or Part-Time as of December 31, 2004.....	50
Table L:	Licensed Bed Capacity and Beds Set Up and Staffed for Personal Care Homes as of December 31, 2004.....	51
Table LI:	2004 Personal Care Home Licensed Beds, Occupancy Rates and Average Daily Census.....	55
Table LII:	Personal Care Home Bed Count by County and Type of Accommodation as of December 31, 2004.....	61

Table LIII:	Personal Care Home Bed Count and Percentage Distribution by Type of Accommodation as of December 31, 2004.....	63
Table LIV:	Personal Care Homes by Bed Size as of December 31, 2004.....	63
Table LV:	Personal Care Homes by Bed Size and County as of December 31, 2004.....	64
Table LVI:	Patients Served During 2004 in Personal Care Homes by Age and Sex.....	66
Table LVII:	Number of Personal Care Home Patients by Sex.....	67
Table LVIII:	Ambulation Status of Patients in Personal Care Homes as of December 31, 2004 and Total Days of Patient Care During 2004.....	67
Table LIX:	2004 Personal Care Home Admissions by Place from Which Admitted.....	68
Table LX:	2004 Personal Care Home Admissions by Fee Source....	68
Table LXI:	Destination of Patients Discharged from Personal Care Homes During 2004.....	69
Table LXII:	Selected Personal Care Home Data.....	70
Appendix A:	Questionnaire and Instructions.....	72
Appendix B:	Table I for Years 1961 - 2001.....	76
Appendix C:	Beds by County, 1994 and 2004.....	93
Appendix D:	Licensed and Certified Long-Term Care Facilities as of December 31, 2004.....	113

Preface

Skilled Nursing Facilities

Overview

Two hundred licensed skilled nursing facilities, 13 intermediate care facilities for the mentally retarded, 7 psychiatric residential treatment facilities and 173 licensed personal care homes responded to the 2004 survey. The data in this report is based upon the information supplied by these respondents.

Five nursing facilities changed names during the reporting period.

Old Name	New Name
Pi cayune Convalescent Center	Covenant Health & Rehab of Pi cayune
Vicksburg Trace Haven	Covenant Health & Rehab of Vicksburg
Glenburney Nursing & Rehab Center	Glenburney Healthcare
Alcorn County Rehab & Health	Miss. Care Center of Alcorn Co.
King's Daughters & Sons Rest Home	Poplar Springs Nursing Center

The following nursing facilities changed licensed bed capacity during the reporting period:

Adams County Nursing Center from 120 to 105
Dunbar Village Terrace from 60 to 99
Legacy Manor Nursing & Rehab Center from 90 to 60
Tishomingo Manor Nursing Home from 120 to 105

Three new nursing facilities were licensed during 2004. Methodist Specialty Care Center was licensed February 9, 2004. It is a 60 bed facility located in Flowood.

River Place Nursing Center, a 60 bed facility in Amory, was licensed February 25, 2004.

Stone County Nursing & Rehab Center, a 60 bed facility, was licensed April 16, 2004.

Northwest Mississippi Regional Medical Center's extended care facility closed.

Eighty-one counties are served by nursing homes. This coverage represents 98.8% of all 82 Mississippi counties leaving 1.2% or 1 county, Issaquena County, without nursing home facilities of some type.

Since 1981, personal care home data has been shown and discussed separately to give a clearer picture of nursing care homes in Mississippi. Also, the classification of nursing homes was changed in 1981 making comparisons of data collected before and after 1981 difficult. Nursing home classifications changed again in 1989. Now

nursing homes are either licensed as skilled nursing facilities, intermediate care facilities for the mentally retarded, or psychiatric residential treatment facilities.

In order to more accurately reflect data for current and subsequent years, Table I for years 1961-2001 is a separate table found in Appendix B. There were 19,099 skilled nursing facility beds. This figure represents an increase of 138 beds from the previous year.

The total patient census on December 31, 2004, was 16,893. This represents a statewide skilled nursing facility occupancy rate of 88.2%.

The total number of patients served during the year, 30,247, was an increase of 444 from 2003. New admissions to nursing homes increased by 253 patients.

Ownership

Table II shows that 133 or 66.5% of the nursing homes had proprietary ownership and accounted for 67.1% of all licensed nursing home beds. In contrast, nonprofit nursing homes accounted for 50 or 25% of all nursing homes and 22.9% of the licensed nursing home beds. The remaining 17 or 8.5% of nursing homes were publicly owned and leased with 10% of the licensed nursing home beds.

Employees

Table III shows that 20,567 people were employed in skilled nursing facilities in Mississippi in 2004. Full-time employees were 16,462 or 80% of this number while 4,105 or 20% were part-time employees. Nursing service employees including R.N.s, L.P.N.s, Aides, and Orderlies accounted for 13,392 or 65.1% of the total number of employees.

Beds

Table IV lists the 200 skilled nursing facilities in alphabetical order, showing that all but 128 of the 19,099 licensed nursing home beds are set up and staffed. County of location is also shown.

Table V shows a state skilled nursing facility occupancy rate of 88.2%, and an average daily census of 16,866.94. Occupancy rates are calculated on licensed beds, therefore occupancy rates calculated on beds set up and staffed would be higher.

Table VI gives a breakdown by county of the number of licensed nursing home beds and the type of accommodation available by number of beds set up and staffed. The county having the most skilled nursing facility beds was Hinds, with 1,577 beds licensed and 1,575 set up and staffed for use.

Table VII shows that there were 19,099 licensed nursing care beds in Mississippi, an increase of 138 beds over 2003. Semi-private rooms accounted for 14,666 or 77.3% of the beds set up and staffed; private

rooms accounted for 2,875 or 15.2% and wards accounted for 1,430 or 7.5%.

Table VIII shows that 105 or 52.5% of all nursing care facilities had between 60 and 119 beds, 64 facilities or 32% had between 120-179 beds, 21 facilities or 10.5% had less than 60 beds, 9 or 4.5% had between 180 and 239, and one facility had more than 240 beds.

Table IX shows the bed count groups by county.

Patient Characteristics

Table X shows that there were 30,247 patients served by the 200 nursing homes in Mississippi during 2004. There was an increase of 444 patients reported served in 2004 than 2003. There were 21,459 patients, age 75 years and older, accounting for 70.9% of all patients served. Females comprised 20,463 or 68% of the patients served during 2004.

Beginning and ending patient census by sex are shown in Table XI. On December 31, 2004 there were 16,893 patients in skilled nursing facilities.

Total patient days are shown in Table XII along with the ambulation status of nursing home patients. During 2004 nursing homes reported 6,169,105 patient days, a slight increase from 6,121,195 patient days reported in 2003. Approximately 43% skilled nursing facility patients were ambulant.

New Admissions

Table XIII indicates that 13,445 new patients were admitted in 2004, for an average of 67 new admissions per facility. New admissions increased by 253. Admissions from hospitals accounted for 10,109 or 75%; admissions from own or relatives home accounted for 1,925 or 14%; admissions from another nursing home accounted for 1,052 or 8% and the remaining 359 or 3% were admitted from other places.

Source of Payments

Table XIV reveals the fee sources for the 13,445 new admissions in 2004. The combined 11,719 Medicare and Medicaid funded patients were 87.2% of all fee sources. One thousand one hundred forty-two or 8.5%, of admissions were self-pay. VA sponsored admissions were 169 or 1.3% of fee sources. Other sources of pay accounted for 3.1 percent of the total.

Discharges and Deaths

Table XV shows that live discharges accounted for 70% of patients discharged from nursing homes. The majority of these were to hospitals 44.8%, or homes 40%. Approximately 13% were transferred to another nursing facility, and the remaining 3.2% were discharged to other locations.

Table XVI displays total patient days, total admissions and total patients served by county for skilled nursing facilities.

Intermediate Care Facilities for the Mentally Retarded

ICF/MR licensed beds increased from 2,709 in 2003 to 2,724 in 2004.

Clover Circle ICF/MR increased bed size from 182 to 197.

The total patient census on December 31, 2004, was 2,652. This represents an ICF-MR occupancy rate of 97.1% and an average daily census of 2,645.52.

The total number of patients served during the year, 2,946 was a decrease of 38 from 2003.

Ownership

Table XVIII shows that 6 or 46.2% of the ICF/MRs were publicly owned and accounted for approximately 50% of all licensed ICF/MR beds. Proprietary ownership accounted for 6 or 46% of the homes. The remaining 415 beds were non-profit.

Employees

Employees at ICF/MRs are depicted in Table XIX. In 2004 4,858 people were employed at ICF/MR facilities. Approximately 96% of the employees are full-time. Nursing service employees, including R.N.s, L.P.N.s, Aides, and Orderlies, accounted for 2,983 or 61% of the total number of employees.

Beds

Table XX lists the 13 ICF/MR homes in alphabetical order, showing that all but 3 of the 2,724 licensed ICF/MR beds are set up and staffed. County of location is also shown.

Licensed beds, occupancy rates and average daily census are shown by county in Table XXI. Occupancy rates are calculated on licensed beds, therefore occupancy rates calculated on beds set up and staffed would be higher.

The state ICF/MR occupancy was 97.1% and the average daily census was 2,645.5.

Table XXII gives a breakdown by county of the number of licensed ICF/MR beds and the type of accommodation available by number of beds set up and staffed. The county having the most ICF/MR beds was Jones, with 712 beds licensed, followed by Lafayette County with 470 beds, Rankin County with 415, Simpson with 323 beds, Harrison with 260, Lincoln and Oktibbeha with 140 and Coahoma and Madison 132 each.

Table XXIII shows that there were 2,724 licensed ICF/MR beds in Mississippi. Semi-private rooms accounted for 1,666 or 61.2% of the

beds set up and staffed; wards accounted for 973 or 35.8%; and private rooms accounted for 82 or 3%.

Table XXIV shows that 6 or 46.1% of all ICF/MR facilities had between 120 and 179 beds, 4 facilities had more than 240 beds, 2 or 15.4% had between 180 and 239, and 1 had between 60-119 or 7.7%. A county listing of licensed beds by type is depicted in Table XXV.

Patient Characteristics

Table XXVI shows that there were 2,946 patients served by the 13 ICF/MRs in Mississippi during 2004, for an average of 226 patients served per facility. There was a slight decrease of patients reported served in 2004 than 2003. Approximately 60% of ICF/MR patients were under 45 years of age, 32% were aged 45 to 64, and 7.3% were aged 65 and older. Males made up 58.5% of the ICF/MR population.

Beginning and ending patient census by sex are shown in Table XXVII. On December 31, 2003, there were 2,651 patients in ICF/MRs, and on December 31, 2004, there were 2,652 patients in ICF/MRs.

Total patient days by classification are shown in Table XXVIII along with the ambulation status of ICF/MR patients. During 2004 ICF/MRs reported 968,455 patient days, a slight increase from 956,344 patient days reported in 2003. Approximately 79% ICF/MR patients were ambulant.

New Admissions

Table XXIX indicates that 295 new patients were admitted in 2004, for an average of 22 new admissions per facility. New admissions decreased by 105. Admissions from home or relatives home accounted for 230 or 57.5% of all new admissions, 17 or 4.2% were admitted from hospitals, 111 or 27.8% were admitted from other nursing homes. The remaining 21 admissions, 10.5%, were admitted from other places.

Source of Payments

Table XXX reveals the fee sources for the 295 new admissions in 2004. Approximately 92% were Medicaid admissions. The remaining 5.8% came from Medicare, patients and/or relatives and other sources.

Discharges and Deaths

Live discharges and deaths increased slightly from 2003's statistics. Total number of live discharges and deaths shown in Table XXXI. ICF/MR live discharges accounted for 83.7%. The majority of live discharges, 61.4%, were to homes, 3.7% were discharged to hospitals, 27.6% were transferred to another nursing home, and 7.3% were discharged to other places.

Table XXXII displays total patient days, total admissions and total patients served by county for ICF/MRs.

Psychiatric Residential Treatment Facilities

Two facilities opened during 2004, The Crossings in Lauderdale County and Specialized Treatment Facility in Gulfport.

Total patient census on December 31, 2004 was 247. This represents an increase over 2003.

Ownership

Table XXXIV shows that 48% of the 310 beds were proprietary, 28% were public and 24% were nonprofit.

Employees

Employees at psychiatric residential treatment facilities are depicted in Table XXXV. In 2004 743 people were employed, of which 75% were full-time. Nursing service employees including R.N.s, L.P.N.s, Aides and Orderlies accounted for 456 or 61% of the total number of employees.

Beds

Table XXXVI shows that all 310 licensed beds are set up and staffed.

Licensed beds, occupancy rates and average daily census are shown by county in Table XXXVII. The state psychiatric residential treatment facility occupancy rate was 67.7% and average daily census was 214.9.

Table XXXVIII gives a breakdown by county of the number of licensed psychiatric residential treatment facility beds and the type of accommodation available by number of beds set up and staffed.

Table XXXIX shows that there were 310 licensed psychiatric residential treatment facility beds in Mississippi. Semi-private rooms accounted for 146 or 47.1% of the beds set up and staffed, wards accounted for 122 or 39.3%, and 13.6% of the beds were private.

Patient Characteristics

Table XL shows that there were 729 patients served by the 7 facilities. All but 21 patients were under 18.

Beginning and ending patient census by sex are shown in Table XLI. On December 31, 2003 there were 195 patients in psychiatric residential treatment facilities and on December 31, 2004 there were 247 patients.

Total patient days are shown in Table XLII along with ambulation status. There were 76,816 patient days reported in 2004 and all 247 patients were ambulant.

New Admissions

Of the 534 new patients admitted during 2004, 50.8% were admitted from home, 26.8% were admitted from hospitals, and the remaining 22.4% were admitted from other places.

Source of Payments

Table XLIV reveals that 503, 94.2%, new admissions during 2004 were admitted under Medicaid. The remaining 5.8% were admitted by relatives and other sources.

Discharges and Deaths

Of the 431 discharges, 67.7% returned home, 18.1% transferred to other places, and the remaining 14.2% were discharged to hospitals.

Table XLVI displays total patient days, total admissions and total patients served by county.

Personal Care Homes

One hundred seventy-three personal care homes responded to the survey, which represents a decrease of 7 over those responding in 2003. The following seven personal care homes opened during 2004.

County	Personal Care Home
Bolivar	Cleveland Personal Care Home
Harri son	Rebekah's House
Jackson	Casa de Lola Assisted Living Manor
Lee	The Home Place of Nettleton
Scott	Bee Hive Home of Forest
Stone	Stone County Nursing & Rehab Center
Winston	Lakeside Village

The following 3 personal care homes changed names during 2004.

New Name	Old Name
A New Beginning Care Center	Restoration Adult Extended Care
Homeplace Assisted Living	Homeplace of Saltillo
Magnolia Gardens Assisted Living Of Laurel	Pillars of Laurel

The following 18 personal care homes changed licensed bed capacity during the reporting period.

	2003 Beds	2004 Beds
A Connecting Heart	10	8
Azalea Court	24	45
Flowers Glen Personal Care	26	36
The Gardens at Bay Towers	48	36
Graceland of Grenada North	32	20

	2003 Beds	2004 Beds
Hermi tage Gardens of Southaven	60	65
Homepl ace of Col umbus	60	62
Indywood	25	32
Indywood Glen	40	60
JRS & J Senior Adult Care Center	9	12
Magnol ia Gardens Assisted Living of Laurel	52	28
Magnol ia House	40	46
Magnol ia Manor	15	12
Magnol ia Place of New Albany	39	50
Magnol ia Regional Personal Care Home	14	27
Ri verbirch Residence	25	30
Southern Living Assisted Living	6	30
Westchester Personal Care Home	23	20

The following 18 personal care homes closed or did not respond to the survey.

Benton	Oakhill Personal Care Home
Clark	Magnol ia Elderly Care
Forrest	Jami son Personal Care Home
Harri son	Southern Heritage Personal Care Home
Hinds	Burns Assisted Living
	Genesi s Assisted Living
	Peach Orchard Assisted Living
	Wells Personal Care Home
Lincoln	Shady Oaks Personal Care Home
Lowndes	Golden Age Care Home
	Home Place of New Hope
Newton	Magnol ia South Personal Care Home
	Okahatta Care
Pontotoc	Windham House
Wayne	Personal Care Retirement Home
	Soul angi ana Place
	Total Care
Webster	Eupora Personal Care

Table I
 Nursing Facility Bed Count, Patient Census, Patients Served,
 and New Admissions as of December 31, 2004

	2002	2003	2004
Counties with Nursing Facilities on December 31	81	81	81
Nursing Facilities on December 31:	199	198	200
Bed Count on December 31:	18,896	18,961	19,099
Patients on December 31:	16,619	16,827	16,893
Patients Served During the Year:	29,465	29,803	30,247
New Admissions During the Year:	12,767	13,192	13,445
Live Discharges During the Year:	8,801	8,883	9,348
Deaths During the Year:	4,045	4,093	4,006
Patient Days During the Year:	6,051,599	6,121,195	6,169,105

Appendix B has data for 1961-2001

Table II

Nursing Facility Ownership and Percentage Distribution
by Number of Nursing Facilities and Licensed Beds
as of December 31, 2004

	Number	Percent	Number	Percent
Total	200	100.00	19,099	100.00
Proprietary	133	66.50	12,808	67.06
Nonprofit	50	25.00	4,380	22.93
Public	14	7.00	1,621	8.49
Public Leased	3	1.50	290	1.52

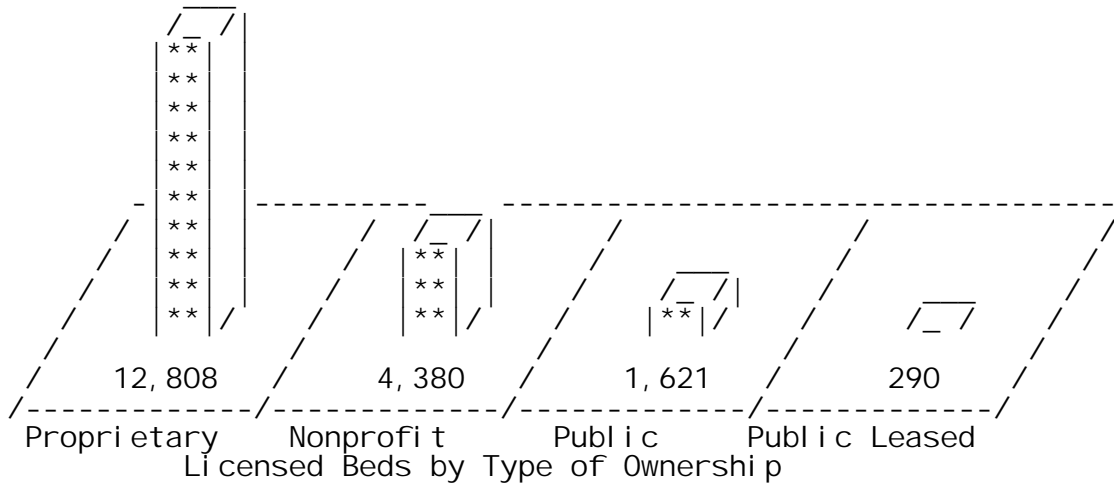
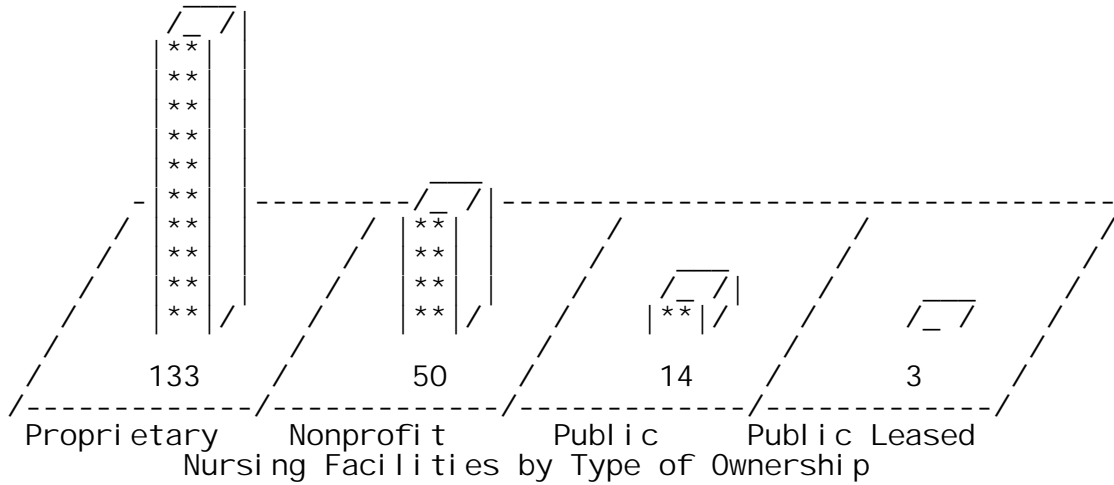


Table III

Nursing Facility Employees and Percentage Distribution
By Title and Whether Full-Time or Part-Time as of December 31, 2004

Employees by Type	Total		Full-Time		Part-Time	
	Number	Percent	Number	Percent	Number	Percent
Total	20,567	100.0	16,462	100.0	4,105	100.0
Administrator	232	1.1	227	1.4	5	0.1
Clerical	595	2.9	519	3.2	76	1.9
R.N.	1,495	7.3	1,004	6.1	491	12.0
L.P.N.	3,466	16.9	2,656	16.1	810	19.7
Aide, Orderly	8,431	41.0	7,292	44.3	1,139	27.7
Maid, Housekeeper	1,314	6.4	1,110	6.7	204	5.0
Laundry Worker	645	3.1	522	3.2	123	3.0
Dietitian (ADA)	183	0.9	26	0.2	157	3.8
Food Service Supervisor	235	1.1	215	1.3	20	0.5
Cook, Other Food Worker	1,972	9.6	1,587	9.6	385	9.4
Physical Therapist	267	1.3	105	0.6	162	3.9
Pharmacist	170	0.8	10	0.1	160	3.9
Other	1,565	7.6	1,192	7.2	373	9.1

Table IV

Licensed Bed Capacity and Beds Set Up and Staffed
for Nursing Facilities as of December 31, 2004

Nursing Facilities	County	Licensed Beds	Beds Set Up and Staffed
Total		19,099	18,971
Adams County Nursing Center	Adams	105	105
Adventist Health Center	Lamar	120	120
The Arbor	Madi son	60	60
Arnold Avenue Nursing Home	Washi ngton	60	60
Attala County Nursing Center	Attal a	120	120
Aurora Australis Lodge	Lowndes	120	117
Autumn Leaves Nursing Home	Washi ngton	60	60
Azalea Gardens Nursing Center	Stone	149	143
Bedford Care Center of Hattiesburg	Forrest	192	192
Bedford Care Center of Mendenhall	Si mpson	60	60
Bedford Care Center Monroe Hall	Forrest	120	80
Bedford Care Center of Newton	Newton	120	120
Bedford Care Center of Petal	Forrest	60	60
Belhaven Nursing Center	Hi nds	60	60
Beverly Healthcare Amory	Monroe	152	152
Beverly Healthcare Batesville	Panola	130	130
Beverly Healthcare Broadmoor	Lauderdale	120	120
Beverly Healthcare Brookhaven	Li ncoln	58	58
Beverly Healthcare Eason	Lee	120	120
Beverly Healthcare Eupora	Webster	119	119
Beverly Healthcare Ripley	Ti ppah	150	150
Beverly Healthcare Southaven	DeSoto	140	140
Beverly Healthcare Tylertown	Wal thall	60	60
Billdora Nursing Home	Wal thall	77	77
Biloxi Community Living Center	Harri son	240	240
Bolivar Health & Rehabilitation Center	Bolivar	75	75
Bolivar Medical Center	Bolivar	35	35
The Boyington	Harri son	120	120
Brandon Court	Ranki n	100	100
Brandon Nursing & Rehabilitation Center	Ranki n	230	230
Briar Crest Extended Care	Benton	60	60
Briar Hill Rest Home	Ranki n	60	60
Brookwood Manor Nursing Center	Greene	60	60
Bruce Nursing Center	Cal houn	35	35
Calhoun County Nursing Home	Cal houn	120	120
Camellia Estates	Pi ke	30	30
Care Center of Aberdeen	Monroe	120	120
Care Center of Clinton	Hi nds	121	121
Care Center of Laurel	Jones	130	130
Care Center of Louisville	Wi nston	60	60
Carrington Nursing Center	Okti bbeha	60	60
Carthage Health Care Center	Leake	99	99
Cedars Health Center	Lee	140	140
Chadwick Nursing & Rehabilitation Center	Hi nds	102	100
Choctaw County Nursing Center	Choctaw	73	60
Choctaw Residential Center	Neshoba	120	120

Table IV Continued

Licensed Bed Capacity and Beds Set Up and Staffed
for Nursing Facilities as of December 31, 2004

Nursing Facilities	County	Licensed Beds	Beds Set Up and Staffed
Clai borne County Nursing Center	Clai borne	77	77
Clarksdale Nursing Center	Coahoma	120	116
Cleveland Nursing & Rehabilitation Center	Bolivar	120	120
Clinton Health & Rehabilitation	Hinds	145	145
Columbia Health & Rehabilitation Center	Marion	119	119
Comfortcare Nursing Center	Jones	126	126
Community Nursing Home	Hinds	60	60
Compere's Nursing Home	Hinds	60	60
Copiah Living Center	Copiah	60	60
Corinth Health & Rehabilitation	Alcorn	95	95
Cottage Grove Nursing Home	Hinds	120	120
Countrybrook Living Center	Lincoln	121	121
Courtyards Community Living Center	Itawamba	66	66
Covenant Health & Rehabilitation of Picayune	Pearl River	120	120
Covenant Health & Rehabilitation of Vicksburg	Warren	120	120
Covington County Nursing Home	Covington	60	60
Daniel Health Care	Itawamba	130	130
Desoto Healthcare Center	DeSoto	120	120
Dixie White House Nursing Home	Harri son	60	60
Driftwood Nursing Center	Harri son	151	151
Dugan Memorial Home	Clay	60	60
Dunbar Village Terrace	Hancock	99	99
Floy Dyer Manor	Chi ckasaw	66	66
Forest Hill Nursing Center	Hinds	87	87
Glenburney Healthcare	Adams	96	96
Glenoaks Nursing Center	George	60	60
Golden Age	Lefl ore	180	180
Graceland Care Center of New Albany	Uni on	120	120
Graceland Care Center of Oxford	Lafayette	180	180
Graceland Care Center of Pontotoc	Pontotoc	60	60
Greenbough Nursing Center	Coahoma	66	60
Greene Rural Health Center	Greene	60	60
Greenwood Health & Rehabilitation Center	Lefl ore	110	110
Grenada Health & Rehabilitation Center	Grenada	137	137
Grenada Living Center	Grenada	120	120
The Grove	Marion	80	80
Guardian Angel Healthcare, Inc	Lauderdale	128	128
H. C. Watkins Memorial Hospital	Cl arke	15	15
Hattiesburg Convalescent Center	Forrest	184	184
Haven Hall Healthcare Center	Lincoln	81	81
Heritage House Nursing Center	Warren	60	60
Heritage Manor Rolling Fork	Sharkey	54	54
Highland Home	Madi son	120	120
Hillcrest Nursing Center	Simpson	120	120
Hilltop Manor	Neshoba	60	60
Hinds County Nursing & Rehabilitation Center	Hinds	119	119
Humphreys County Nursing Center	Humphreys	60	60
Indianola Health & Rehabilitation	Sunfl ower	75	75

Table IV Continued

Licensed Bed Capacity and Beds Set Up and Staffed
for Nursing Facilities as of December 31, 2004

Nursing Facilities	County	Licensed Beds	Beds Set Up and Staffed
Jaquith Nursing Home Adams Inn	Rankin	59	59
Jaquith Nursing Home Jaquith Inn	Rankin	87	82
Jaquith Nursing Home Jefferson Inn	Rankin	86	82
Jaquith Nursing Home Madison Inn	Rankin	85	80
Jaquith Nursing Home Monroe Hall	Rankin	88	88
Jaquith Nursing Home Washington	Rankin	74	63
Jasper County Nursing Home	Jasper	110	110
Jefferson County Nursing Home	Jefferson	60	58
Jones County Rest Home	Jones	122	118
Kemper Home Place Nursing Facility	Kemper	21	21
Lackey Convalescent Home	Scott	30	30
Lakeland Nursing & Rehabilitation	Hinds	105	105
Lakeside Living Center	Clarke	120	120
Lakeview Nursing Center	Harri son	105	105
Landmark of DeSoto	DeSoto	60	60
The Landmark Nursing & Rehabilitation	Prentiss	80	80
Laurelwood Community Living Center	Jones	60	60
Lawrence County Nursing Center	Lawrence	60	60
Leake Memorial ECF	Leake	44	44
Legacy Manor Nursing & Rehabilitation	Washi ngton	60	60
Lexington Manor Nursing Center	Hol mes	68	68
Liberty Community Living Center	Ami te	80	80
Longwood Community Living Center	Prentiss	64	64
Mississippi State Veterans Home Collins	Covi ngton	150	150
Mississippi State Veterans Home Jackson	Hi nds	150	150
Mississippi State Veterans Home Kosci usko	Attal a	150	150
Mississippi State Veterans Home Oxford	Lafayette	150	150
Madison County Nursing Home	Madi son	95	95
Magnolia Nursing Center	Hi nds	60	60
Manhattan Nursing & Rehabilitation Center	Hi nds	180	180
Martha Coker Convalescent Home	Yazoo	41	41
McComb Extended Care	Pi ke	145	145
McComb Nursing & Rehabilitation Center	Pi ke	140	140
Meadville Convalescent Home	Frankl in	60	60
Meridian Community Living Center	Lauderdal e	58	58
Methodist Specialty Care Center	Rankin	60	60
Miramar Lodge Healthcare	Harri son	180	180
Miss Care Center of Alcorn County	Al corn	125	125
Miss Care Center of DeKalb	Kemper	60	60
Miss Care Center of Greenville	Washi ngton	116	116
Mississippi Care Center of Morton	Scott	120	120
The Myrtles Nursing Center	Mari on	98	97
NMMC Baldwin Nursing Facility	Lee	107	107
Neshoba County Nursing Home	Neshoba	148	148
The Nichols Center	Madi son	60	60
Noxubee County Nursing Home	Noxubee	60	60
Oak Grove Retirement Home	Bol i var	60	60
Ocean Springs Nursing Center	Jackson	115	115

Table IV Continued

Licensed Bed Capacity and Beds Set Up and Staffed
for Nursing Facilities as of December 31, 2004

Nursing Facilities	County	Licensed Beds	Beds Set Up and Staffed
Pearl River County Nursing Home	Pearl River	126	126
Pemberton Manor	Leflore	120	120
Perry County Nursing Center	Perry	60	60
Pine Crest Guest Home	Copiah	120	120
Pine View Health Care Center	Wayne	90	90
Plaza Community Living Center	Jackson	120	120
Pleasant Hills Community Living Center	Hinds	120	120
Pontotoc Nursing Home	Pontotoc	44	44
Poplar Springs Nursing Center	Lauderdale	110	110
Prentiss Regional ECF	Jeff Davis	60	60
Queen City Nursing Center	Lauderdale	84	84
Quitman County Nursing Home	Quitman	60	60
Reginald P White Nursing Facility	Lauderdale	226	226
Rest Haven Nursing Home	Tippah	60	60
Riley Nursing Center	Lauderdale	82	82
River Chase Village	Jackson	60	60
River Place Nursing Center	Monroe	60	60
River Region Health System SNF	Warren	31	16
Rolling Acres Retirement Center	Smith	121	121
Ruleville Nursing and Rehabilitation Center	Sunflower	109	108
Sardis Community Nursing Home	Panola	60	60
Senatobia Convalescent Center	Tate	120	120
Shady Lawn Nursing Home	Warren	100	100
Shearer Richardson Memorial Nursing Home	Chickasaw	73	73
Shelby Nursing & Rehabilitation	Bolivar	120	120
Silver Cross Home	Lincoln	60	60
Singing River Rehabilitation & Nursing Center	Jackson	160	160
St Catherine's Village Siena Center	Madison	120	120
Starkville Manor Healthcare	Okfuskee	119	119
Stone County Nursing & Rehabilitation	Stone	59	59
Sunshine Rest Home	Pontotoc	60	60
Sunplex Subacute Center	Jackson	73	73
Tallahatchie General Hospital ECF	Tallahatchie	68	68
Tippah County Nursing Home	Tippah	40	40
Tishomingo Community Living Center	Tishomingo	73	73
Tishomingo Manor	Tishomingo	105	105
Trace Haven Health & Rehabilitation	Adams	58	58
Trinity Healthcare Center	Lowndes	60	60
Trinity Mission Health & Rehabilitation	Marshall	120	120
Tunica Nursing Homes	Tunica	60	60
Tupelo Nursing & Rehabilitation Center	Lee	120	120
University Hosp Nursing Center Durant	Holmes	80	80
Vaiden Community Living Center	Carroll	60	60
Vicksburg Convalescent Home	Warren	100	100
Vineyard Court Nursing Center	Lowndes	60	60
Walter B Crook Nursing Facility	Sunflower	52	52
Webster Health Services	Webster	35	35
West Point Community Living Center	Clay	120	114

Table IV Continued

Licensed Bed Capacity and Beds Set Up and Staffed
for Nursing Facilities as of December 31, 2004

Nursing Facilities	County	Licensed Beds	Beds Set Up and Staffed
Whitfield Nursing Home	Alcorn	44	44
Wilkinson County Nursing Center	Wilkinson	105	105
Willow Creek Retirement Center	Hinds	88	88
Windham House	Lamar	50	50
The Windsor Place Nursing & Rehabilitation Ctr	Lowndes	140	140
Winona Manor Nursing Home	Montgomery	120	120
Winston County Nursing Home	Winston	120	120
Woodland Village Nursing Center	Hancock	132	132
Yalobusha County Nursing Home	Yalobusha	77	77
Yazoo City Health & Rehabilitation Center	Yazoo	180	180

Table V

2004 Nursing Facility Licensed Beds, Occupancy Rates
and Average Daily Census

Nursing Facility	Licensed Beds	Occupancy Rate	ADC
Total	19,099	88.25	16,855.48
Adams County	259	84.68	219.31
Adams County Nursing Center	105	87.33	100.14
Glenburney Healthcare	96	67.74	65.03
Trace Haven Health and Rehab	58	93.35	54.14
Alcorn County	264	89.41	236.04
Corinth Health and Rehab	95	85.07	80.82
Mississippi Care Center of Alcorn County	125	90.81	113.51
Whitfield Nursing Home	44	94.80	41.71
Amite County			
Liberty Community Living Center	80	97.66	78.13
Attala County	270	92.99	251.06
Attala County Nursing Center	120	93.36	112.03
Mississippi State Veterans Home Kosciusko	150	92.69	139.03
Benton County			
Briar Crest Extended Care	60	87.28	52.37
Bolivar County	410	75.16	308.16
Bolivar Health and Rehab Center	75	78.14	58.60
Bolivar Medical Center	35	97.64	34.17
Cleveland Nursing and Rehab Center	120	84.33	101.19
Oak Grove Retirement Home	60	94.38	56.63
Shelby Nursing and Rehab	120	47.97	57.57
Calhoun County	155	94.43	145.82
Bruce Nursing Center	35	100.00	35.00
Calhoun County Nursing Home	120	92.35	110.82
Carroll County			
Vaiden Community Living Center	60	90.48	54.29
Chickasaw County	139	89.91	124.98
Floy Dyer Manor	66	99.87	65.92
Shearer Richardson Memorial Nursing Home	73	80.91	59.06
Choctaw County			
Choctaw County Nursing Center	73	78.82	57.54
Clai borne County			
Clai borne County Nursing Center	77	88.17	67.89

Table V Continued

2004 Nursing Facility Licensed Beds, Occupancy Rates
and Average Daily Census

Nursing Facility	Licensed Beds	Occupancy Rate	ADC
Clarke County	135	98.50	132.97
H. C. Watkins Memorial Hospital	15	95.96	14.39
Lakeside Living Center	120	98.82	118.58
Clay County	180	70.45	126.80
Dugan Memorial Home	60	73.04	43.82
West Point Community Living Center	120	69.15	82.98
Coahoma County	186	81.64	151.85
Clarksdale Nursing Center	120	78.18	93.81
Greenbough Nursing Center	66	87.93	58.04
Copiah County	180	84.87	152.77
Copiah Living Center	60	95.32	57.19
Pine Crest Guest Home	120	79.65	95.58
Covington County	210	95.33	200.19
Covington County Nursing Home	60	95.88	57.53
Mississippi State Veterans Home Collins	150	95.10	142.66
DeSoto County	320	86.87	277.97
Beverly Healthcare Southaven	140	98.36	137.71
Desoto Healthcare Center	120	68.28	81.93
Landmark of DeSoto	60	97.21	58.33
Forrest County	556	86.58	481.39
Bedford Care Center of Hattiesburg	192	81.97	157.38
Bedford Care Center Monroe Hall	120	77.49	92.99
Bedford Care Center of Petal	60	91.83	55.10
Hattiesburg Convalescent Center	184	95.61	175.92
Franklin County			
Meadville Convalescent Home	60	96.66	57.99
George County			
Glenn Oaks Nursing Center	60	90.39	54.23
Greene County	120	81.46	97.75
Brookwood Manor Nursing Center	60	75.97	45.58
Greene Rural Health Center	60	86.95	52.17
Grenada County	257	91.15	234.26
Grenada Health and Rehab Center	137	90.38	123.82
Grenada Living Center	120	92.04	110.44
Hancock County	231	79.38	183.38
Dunbar Village Terrace	99	74.51	64.16
Woodland Village Nursing Center	132	90.32	119.22

Table V Continued

2004 Nursing Facility Licensed Beds, Occupancy Rates
and Average Daily Census

Nursing Facility	Licensed Beds	Occupancy Rate	ADC
Harrison County	856	78.09	664.44
Biloxi Community Living Center	240	49.77	119.44
The Boyington	120	78.79	94.55
Dixie White House Nursing Home	60	97.38	54.43
Driftwood Nursing Center	151	99.73	150.59
Lakeview Nursing Center	105	93.49	98.16
Miramar Lodge Healthcare	180	81.82	147.27
Hinds County	1,577	91.86	1,448.60
Belhaven Nursing Center	60	92.66	55.60
Care Center of Clinton	121	93.68	113.36
Chadwick Nursing and Rehab Center	102	93.24	95.11
Clinton Health & Rehab	145	93.30	135.29
Community Nursing Home	60	94.76	56.86
Compere's Nursing Home	60	95.90	57.54
Cottage Grove Nursing Home	120	83.30	99.96
Forest Hill Nursing Center	87	89.25	77.64
Hinds County Nursing and Rehab Center	119	83.23	99.04
Lakeland Nursing and Rehab	105	95.70	100.48
Magnolia Nursing Center	60	96.14	57.68
Manhattan Nursing and Rehab Center	180	97.04	174.67
Mississippi State Veterans Home Jackson	150	87.67	131.51
Pleasant Hills Community Living Center	120	91.60	109.92
Willow Creek Retirement Center	88	95.38	83.94
Holmes County	148	91.54	135.48
Lexington Manor Nursing Center	68	95.51	64.95
University Hospital Nursing Center Durant	80	88.16	70.53
Humphreys County			
Humphreys County Nursing Center	60	92.23	55.34
Itawamba County	196	90.43	177.25
Courtyards Community Living Center	66	79.34	52.37
Daniel Health Care	130	96.06	124.88
Jackson County	528	79.61	420.36
Ocean Springs Nursing Center	115	83.13	95.60
Plaza Community Living Center	120	89.44	107.33
River Chase Village	60	86.38	51.83
Singing River Rehab and Nursing	160	59.30	94.88
Sunplex Subacute Center	73	96.88	70.72
Jasper County			
Jasper County Nursing Home	110	99.22	109.14
Jefferson County			
Jefferson County Nursing Home	60	84.61	50.77

Table V Continued

2004 Nursing Facility Licensed Beds, Occupancy Rates
and Average Daily Census

Nursing Facility	Licensed Beds	Occupancy Rate	ADC
Jeff Davis County Prentiss Regional ECF	60	98.30	58.98
Jones County Care Center of Laurel	438	86.56	379.14
Comfortcare Nursing Center	130	83.41	108.44
Jones County Rest Home	126	98.30	123.86
Laurelwood Community Living Center	122	89.69	109.42
	60	62.37	37.42
Kemper County Kemper Home Place Nursing Facility	81	95.96	77.73
Mississippi Care Center of DeKalb	21	87.95	18.47
	60	98.76	59.26
Lafayette County Graceland Care Center of Oxford	330	96.91	319.79
Mississippi State Veterans Home Oxford	180	98.06	176.51
	150	95.52	143.28
Lamar County Adventist Health Center	170	83.24	141.51
Windham House	120	80.86	97.03
	50	88.96	44.48
Lauderdale County Beverly Healthcare Broadmoor	808	89.08	719.79
Guardian Angel Healthcare, Inc	120	98.02	117.62
Meridian Community Living Center	128	82.00	104.96
Poplar Springs Nursing Center	58	84.76	49.16
Riley Nursing Center	110	77.68	85.45
Queen City Nursing Center	82	95.67	78.45
Reginald P White Nursing Facility	84	97.11	81.57
	226	89.64	202.58
Lawrence County Lawrence County Nursing Center	60	97.21	58.33
Leake County Carthage Health Care Center	143	98.91	141.43
Leake Memorial ECF	99	98.75	97.76
	44	99.26	43.67
Lee County Beverly Healthcare Eason	487	96.93	472.06
Cedars Health Center	120	96.61	115.94
NMMC Baldwin Nursing Facility	140	98.14	137.40
Tupelo Nursing and Rehab Center	107	96.97	103.75
	120	95.81	114.97
Leflore County Golden Age	410	90.62	371.54
Greenwood Health and Rehab Center	180	98.08	176.54
Pemberton Manor	110	88.26	97.08
	120	81.60	97.92

Table V Continued

2004 Nursing Facility Licensed Beds, Occupancy Rates
and Average Daily Census

Nursing Facility	Licensed Beds	Occupancy Rate	ADC
Lincoln County	320	96.13	307.61
Beverly Healthcare Brookhaven	58	99.07	57.46
Countrybrook Living Center	121	95.31	115.32
Haven Hall Healthcare Center	81	95.10	77.03
Silver Cross Home	60	96.33	57.80
Lowndes County	380	85.05	323.19
Aurora Australis Lodge	120	78.40	94.08
Trinity Healthcare Center	60	96.75	58.05
Vineyard Court Nursing Center	60	88.79	53.28
The Windsor Place Nursing and Rehab Center	140	84.13	117.78
Madison County	455	95.11	432.74
The Arbor	60	93.24	55.94
Highland Home	120	93.95	112.74
Madison County Nursing Home	95	95.90	91.11
The Nichols Center	60	97.38	58.43
St Catherine's Village Sienna Center	120	95.43	114.52
Marion County	297	88.52	262.90
Columbia Health and Rehab Center	119	80.42	95.70
The Grove	80	98.47	78.77
The Myrtles Nursing Center	98	90.23	88.43
Marshall County			
Trinity Mission Health and Rehab	120	92.79	111.34
Monroe County	332	82.68	280.58
Beverly Healthcare Amory	152	92.53	140.65
Care Center of Aberdeen	120	82.88	99.45
River Place Nursing Center	60	67.46	40.48
Montgomery County			
Winston Manor Nursing Home	120	98.12	117.75
Neshoba County	328	96.56	316.71
Choctaw Residential Center	120	98.29	117.94
Hilltop Manor	60	86.84	52.11
Neshoba County Nursing Home	148	99.09	146.66
Newton County			
Bedford Care Center of Newton	120	92.50	111.00
Noxubee County			
Noxubee County Nursing Home	60	95.29	57.17

Table V Continued

2004 Nursing Facility Licensed Beds, Occupancy Rates
and Average Daily Census

Nursing Facility	Licensed Beds	Occupancy Rate	ADC
Oktoberbeha County	179	81.73	146.29
Carrington Nursing Center	60	83.65	50.19
Starkville Manor Healthcare	119	80.76	96.10
Panola County	190	95.89	182.18
Beverly Healthcare Batesville	130	97.59	126.87
Sardis Community Nursing Home	60	92.19	55.31
Pearl River County	246	74.90	184.27
Covenant Health and Rehab of Picayune	120	81.36	97.64
Pearl River County Nursing Home	126	68.75	86.63
Perry County			
Perry County Nursing Center	60	91.82	55.09
Pike County	315	92.35	290.91
Camellia Estates	30	85.36	25.61
McComb Extended Care	145	88.72	128.65
McComb Nursing and Rehab Center	140	97.61	136.65
Pontotoc County	164	99.47	163.13
Graceland Care Center of Pontotoc	60	99.27	59.56
Pontotoc Nursing Home	44	99.34	43.71
Sunshine Rest Home	60	99.76	59.86
Prentiss County	144	95.35	137.31
The Landmark Nursing and Rehab	80	98.40	78.72
Longwood Community Living Center	64	91.55	58.59
Quitman County			
Quitman County Nursing Home	60	96.58	57.95
Rankin County	929	85.55	797.30
Brandon Court	100	90.91	90.91
Brandon Nursing and Rehab Center	230	95.17	218.89
Briar Hill Rest Home	60	99.34	59.60
Methodist Specialty Care Center	60	39.36	23.62
Jaquith Nursing Home Adams Inn	59	95.12	56.12
Jaquith Nursing Home Jaquith Inn	87	81.52	70.92
Jaquith Nursing Home Jefferson Inn	86	94.87	81.59
Jaquith Nursing Home Madison Inn	85	88.36	75.10
Jaquith Nursing Home Monroe Hall	88	93.49	82.27
Jaquith Nursing Home Washington	74	51.73	38.28
Scott County	150	93.84	140.76
Lackey Convalescent Home	30	75.96	22.79
Mississippi Care Center of Morton	120	98.31	117.97

Table V Continued

2004 Nursing Facility Licensed Beds, Occupancy Rates
and Average Daily Census

Nursing Facility	Licensed Beds	Occupancy Rate	ADC
Sharkey County Heritage Manor Rolling Fork	54	92.00	49.68
Simpson County	180	93.33	167.98
Bedford Care Center of Mendenhall	60	91.76	55.05
Hillcrest Nursing Center	120	94.11	112.93
Smith County Rolling Acres Retirement Center	121	83.20	100.67
Stone County	208	44.27	97.99
Azalea Gardens Nursing Center	149	52.07	77.59
Stone County Nursing and Rehab	59	34.57	20.40
Sunflower County	236	82.72	195.21
Indianola Health and Rehab	75	93.58	70.18
Ruleville Nursing and Rehab Center	109	67.00	73.03
Walter B Crook Nursing Facility	52	100.00	52.00
Tallahatchie County Tallahatchie General Hospital ECF	68	92.85	63.14
Tate County Senatobia Convalescent Center	120	96.44	115.73
Tippah County	250	89.65	244.14
Beverly Healthcare Ripley	150	86.95	130.43
Rest Haven Nursing Home	60	89.96	53.98
Tippah County Nursing Home	40	99.32	39.73
Ti shom i n g o County	178	88.18	156.96
Ti shom i n g o Community Living Center	73	89.33	65.21
Ti shom i n g o Manor	105	87.38	91.75
Tunica County Tunica Nursing Home	60	83.75	50.25
Union County Graceland Care Center of New Albany	120	94.54	113.44
Wal th a l l County	137	96.52	132.23
Beverly Healthcare Tylertown	60	98.93	59.36
Bilidora Nursing Home	77	94.64	72.87

Table V Continued

2004 Nursing Facility Licensed Beds, Occupancy Rates
and Average Daily Census

Nursing Facility	Licensed Beds	Occupancy Rate	ADC
Warren County	411	83.20	341.95
Covenant Health and Rehab of Vicksburg	120	79.10	94.92
Heritage House Nursing Center	60	99.21	59.53
River Region Health System SNF	31	35.85	11.11
Shady Lawn Nursing Home	100	86.28	86.28
Vicksburg Convalescent Home	100	90.11	90.11
Washington County	296	93.60	277.06
Arnold Avenue Nursing Home	60	90.29	54.17
Autumn Leaves Nursing Home	60	87.90	52.74
Legacy Manor Nursing and Rehab	60	94.14	58.95
Mississippi Care Center of Greenville	116	95.86	111.20
Wayne County			
Pine View Health Care Center	90	94.59	85.13
Webster County	154	98.85	152.22
Beverly Healthcare Eupora	119	98.60	117.33
Webster Health Services	35	99.69	34.89
Wilkinson County			
Wilkinson County Nursing Center	105	78.99	82.94
Winston County	180	91.43	164.57
Care Center of Louisville	60	95.72	57.43
Winston County Nursing Home	120	89.28	107.14
Yalobusha County			
Yalobusha County Nursing Home	77	96.16	74.04
Yazoo County	221	88.29	195.11
Martha Coker Convalescent Home	41	90.66	37.17
Yazoo City Health and Rehab Center	180	87.75	157.94

Table VI

Nursing Facility Bed Count by County and Type of Accommodation
as of December 31, 2004

County	Total Licensed Beds	Beds Set Up And Staffed	Private	Semi-Private	Ward
Total	19,099	18,971	2,875	14,666	1,430
Adams	259	259	13	220	26
Alcorn	264	264	36	228	0
Amite	80	80	0	80	0
Attala	270	270	16	242	12
Benton	60	60	4	56	0
Bolivar	410	410	48	308	54
Calhoun	155	155	31	124	0
Carroll	60	60	0	60	0
Chickasaw	139	139	75	64	0
Choctaw	73	60	36	24	0
Claiborne	77	77	3	74	0
Clarke	135	135	21	114	0
Clay	180	174	26	148	0
Coahoma	186	176	10	166	0
Copiah	180	180	22	158	0
Covington	210	210	16	182	12
DeSoto	320	320	42	278	0
Forrest	556	516	56	400	60
Franklin	60	60	12	48	0
George	60	60	4	56	0
Greene	120	120	42	78	0
Grenada	257	257	11	186	60
Hancock	231	231	34	194	3
Harrison	856	856	61	644	151
Hinds	1,577	1,575	186	1,228	161
Holmes	148	148	8	140	0
Humphreys	60	60	2	58	0
Issaquena	0	0	0	0	0
Itawamba	196	196	18	178	0
Jackson	528	528	74	430	24
Jasper	110	110	58	46	6
Jefferson	60	58	8	50	0
Jeff Davis	60	60	28	32	0
Jones	438	434	16	402	16
Kemper	81	81	25	56	0
Lafayette	330	330	28	290	12
Lamar	170	170	30	140	0
Lauderdale	808	808	108	502	198
Lawrence	60	60	10	50	0
Leake	143	143	43	100	0
Lee	487	487	88	360	39
Leflore	410	410	72	314	24
Licoln	320	320	22	298	0
Lowndes	380	377	49	304	24
Madison	455	455	181	274	0

Table VI Continued

Nursing Facility Bed Count by County and Type of Accommodation
as of December 31, 2004

County	Total Licensed Beds	Beds Set Up And Staffed	Private	Semi-Private	Ward
Marion	297	296	52	226	18
Marshall	120	120	6	114	0
Monroe	332	332	13	310	9
Montgomery	120	120	40	80	0
Neshoba	328	328	134	194	0
Newton	120	120	4	116	0
Noxubee	60	60	4	56	0
Okfuskeena	179	179	9	170	0
Panola	190	190	49	102	39
Pearl River	246	246	54	192	0
Perry	60	60	8	52	0
Pike	315	315	41	274	0
Pontotoc	164	164	46	118	0
Prentiss	144	144	3	138	3
Quitman	60	60	2	58	0
Rankin	929	904	155	394	355
Scott	150	150	15	132	3
Sharkey	54	54	4	50	0
Simpson	180	180	6	174	0
Smith	121	121	7	114	0
Stone	208	202	14	168	20
Sunflower	236	235	63	172	0
Tallahatchie	68	68	64	4	0
Tate	120	120	6	114	0
Tippah	250	250	38	212	0
Tishomingo	178	178	89	80	9
Tunica	60	60	2	58	0
Union	120	120	2	114	4
Walton	137	137	7	130	0
Warren	411	396	42	300	54
Washington	296	296	86	198	12
Wayne	90	90	4	86	0
Webster	154	154	44	110	0
Wilkinson	105	105	9	96	0
Winston	180	180	60	120	0
Yalobusha	77	77	5	72	0
Yazoo	221	221	15	184	22

Table VII

Nursing Facility Bed Count and Percentage Distribution
by Type of Accommodation as of December 31, 2004

	Total	Percent
Licensed Bed Capacity	19,099	100.0
Total Beds Set Up	18,971	99.3
Private	2,875	15.2
Semi-private	14,666	77.3
Ward	1,430	7.5

Table VIII

Nursing Facilities by Bed Size
as of December 31, 2004

	Total	Percent
Total	200	100.0
< 60	21	10.5
60 to 119	105	52.5
120 to 179	64	32.0
180 to 239	9	4.5
>= 240	1	0.5

Table IX

Nursing Facilities by Bed Size and County
as of December 31, 2004

	< 60	60 to 119	120 to 179	180 to 239	240 & Up	Total
Total	21	105	64	9	1	200
Adams	1	2	0	0	0	3
Alcorn	1	1	1	0	0	3
Amite	0	1	0	0	0	1
Attala	0	0	2	0	0	2
Benton	0	1	0	0	0	1
Bolivar	1	2	2	0	0	5
Calhoun	1	0	1	0	0	2
Carroll	0	1	0	0	0	1
Chickasaw	0	2	0	0	0	2
Choctaw	0	1	0	0	0	1
Claiborne	0	1	0	0	0	1
Clarke	1	0	1	0	0	2
Clay	0	1	1	0	0	2
Coahoma	0	1	1	0	0	2
Copiah	0	1	1	0	0	2
Covington	0	1	1	0	0	2
DeSoto	0	1	2	0	0	3
Forrest	0	1	1	2	0	4
Franklin	0	1	0	0	0	1
George	0	1	0	0	0	1
Greene	0	2	0	0	0	2
Grenada	0	0	2	0	0	2
Hancock	0	1	1	0	0	2
Harri son	0	2	2	1	1	6
Hinds	0	9	5	1	0	15
Holmes	0	2	0	0	0	2
Humphreys	0	1	0	0	0	1
I tawamba	0	1	1	0	0	2
Jackson	0	3	2	0	0	5
Jasper	0	1	0	0	0	1
Jefferson	0	1	0	0	0	1
Jeff Davi s	0	1	0	0	0	1
Jones	0	1	3	0	0	4
Kemper	1	1	0	0	0	2
Lafayette	0	0	1	1	0	2
Lamar	1	0	1	0	0	2
Lauderdal e	1	3	2	1	0	7
Lawrence	0	1	0	0	0	1
Leake	1	1	0	0	0	2
Lee	0	1	3	0	0	4
Lefl ore	0	1	1	1	0	3
Li ncol n	1	2	1	0	0	4
Lowndes	0	2	2	0	0	4
Madi son	0	3	2	0	0	5
Mari on	0	3	0	0	0	3
Marshal l	0	0	1	0	0	1
Monroe	0	1	2	0	0	3

Table IX Continued

Nursing Facilities by Bed Size and County
as of December 31, 2004

	< 60	60 to 119	120 to 179	180 to 239	240 & Up	Total
Montgomery	0	0	1	0	0	1
Neshoba	0	1	2	0	0	3
Newton	0	0	1	0	0	1
Noxubee	0	1	0	0	0	1
Okfuskee	0	2	0	0	0	2
Panola	0	1	1	0	0	2
Pearl River	0	0	2	0	0	2
Perry	0	1	0	0	0	1
Pike	1	0	2	0	0	3
Pontotoc	1	2	0	0	0	3
Prentiss	0	2	0	0	0	2
Quitman	0	1	0	0	0	1
Rankin	1	8	0	1	0	10
Scott	1	0	1	0	0	2
Sharkey	1	0	0	0	0	1
Simpson	0	1	1	0	0	2
Smith	0	0	1	0	0	1
Stone	1	0	1	0	0	2
Sunflower	1	2	0	0	0	3
Tallahatchie	0	1	0	0	0	1
Tate	0	0	1	0	0	1
Tippah	1	1	1	0	0	3
Tishomingo	0	2	0	0	0	2
Tunica	0	1	0	0	0	1
Union	0	0	1	0	0	1
Walthall	0	2	0	0	0	2
Warren	1	3	1	0	0	5
Washington	0	4	0	0	0	4
Wayne	0	1	0	0	0	1
Webster	1	1	0	0	0	2
Wilkinson	0	1	0	0	0	1
Winston	0	1	1	0	0	2
Yalobusha	0	1	0	0	0	1
Yazoo	1	0	0	1	0	2

Table X

Patients Served During 2004
in Nursing Facilities by Age Group and Sex

<u>Age</u>	<u>Total</u>	<u>Percent</u>
Total	30, 247	100. 0
<18	8	0. 0
18-44	534	1. 8
45-64	3, 047	10. 1
65-74	5, 199	17. 2
75-84	10, 656	35. 2
>=85	10, 803	35. 7

Sex	30, 247	100. 0
Mal e	9, 784	32. 3
Femal e	20, 463	67. 7

Table XI
Number of Nursing Facility Patients by Sex in 2004

	Total	Male	Female
Total Patients December 31, 2003	16,802	4,954	11,848
New Admissions 2004	13,445	4,830	8,615
Live Discharges	9,348	3,474	5,874
Deaths	4,006	1,353	2,653
Total Patients December 31, 2004	16,893	4,957	11,936

Table XII
Ambulation Status of Patients in Nursing Facilities
as of December 31, 2004 and Total Days of Patient Care During 2004

	Total	Percent
Total Patients	16,893	100.0
Ambulant Patients	7,172	42.5
Non-ambulant Patients	9,721	57.5
Total Patient Days	6,169,105	

Table XIII
2004 Nursing Facility Admissions

	Total	Percent
Total	13,445	100.0
Hospital	10,109	75.2
Another Nursing Facility	1,052	7.8
Own or Relative's Home	1,925	14.3
Other	359	2.7

Table XIV
2004 Nursing Home Admissions by Fee Source

	Total	Percent
Total	13,445	100.0
Medicare	8,398	62.5
Medicaid	3,321	24.7
Patients and/or Relatives	1,142	8.5
VA Sponsored	169	1.3
Welfare Only	0	0.0
Welfare and Other Sources	1	0.0
All Other Sources	414	3.1

Table XV
 Destination of Patients Discharged
 from Nursing Facilities During 2004

	Total	Percent
Total	13,354	100.0
Deaths	4,006	30.0
Live Discharges	9,348	70.0
Returned to Own or Relatives Home	3,732	39.9
Transferred to Hospital	4,094	43.8
Transferred to Another Nursing Home	1,224	13.1
All Others	298	3.2

Table XVI

Selected Skilled Nursing Facility Data by County

	Patient Days	Total Admissions	Total Patients Served
Total	6, 169, 105	13, 445	30, 247
Adams	80, 272	170	387
Alcorn	86, 391	358	596
Amite	28, 594	39	116
Attala	91, 889	151	410
Benton	19, 166	27	79
Bolivar	112, 789	205	516
Calhoun	53, 571	52	203
Carroll	19, 870	43	97
Chickasaw	45, 742	44	172
Choctaw	21, 060	39	93
Claiborne	24, 847	40	108
Clarke	48, 670	47	182
Clay	46, 412	101	242
Coahoma	55, 576	99	253
Copiah	55, 914	111	267
Covington	73, 267	109	310
DeSoto	101, 737	348	648
Forrest	176, 187	351	833
Franklin	21, 226	26	85
George	19, 849	54	107
Greene	35, 779	66	159
Grenada	85, 740	215	448
Hancock	67, 116	242	408
Harri son	244, 646	898	1, 535
Hinds	530, 183	1, 242	2, 682
Holmes	49, 584	90	228
Humphreys	20, 254	18	69
I tawamba	64, 871	310	483
Jackson	153, 852	788	1, 201
Jasper	39, 945	35	143
Jefferson	18, 581	31	80
Jeff Davi s	21, 586	32	89
Jones	138, 768	308	702
Kemper	28, 448	24	102
Lafayette	117, 044	139	458
Lamar	51, 793	186	336
Lauderdal e	263, 442	412	1, 137
Lawrence	21, 348	30	86
Leake	51, 766	51	188
Lee	172, 774	419	891
Lefl ore	135, 987	176	549
Li ncol n	112, 588	239	548
Lowndes	118, 287	278	604
Madi son	158, 379	320	760
Mari on	96, 221	183	444
Marshal l	40, 752	97	209
Monroe	100, 466	231	479

Table XVI Continued

Selected Skilled Nursing Facility Data by County

	Patient Days	Total Admissions	Total Patients Served
Montgomery	43,095	38	156
Neshoba	115,915	148	462
Newton	40,627	52	164
Noxubee	20,925	35	90
Oktoberbeha	53,542	169	320
Panola	66,679	115	298
Pearl River	67,441	184	357
Perry	20,163	39	94
Pike	106,470	295	578
Pontotoc	59,704	48	211
Prentiss	50,255	79	210
Quitman	21,210	16	75
Rankin	290,895	500	1,282
Scott	51,517	77	218
Sharkey	18,182	25	72
Simpson	61,483	98	262
Smith	36,844	33	133
Stone	33,700	120	204
Sunflower	71,447	196	382
Tallahatchie	23,109	25	89
Tate	42,356	68	183
Tippah	82,032	174	408
Tishomingo	57,446	121	274
Tunica	18,391	25	83
Union	41,520	76	187
Walton	48,396	44	175
Warren	125,158	579	925
Washington	101,404	179	462
Wayne	31,158	32	120
Webster	55,713	95	246
Wilkinson	30,357	51	139
Winston	60,232	73	244
Yalobusha	27,099	38	111
Yazoo	71,411	124	311

Table XVII

ICF/MR Bed Count, Patient Census, Patients Served, and New Admissions
as of December 31, 2004

	2002	2003	2004
Counties with ICF/MRs on December 31	9	9	9
ICF/MRs on December 31:	13	13	13
Bed Count on December 31:	2,639	2,709	2,724
Patients on December 31:	2,584	2,651	2,652
Patients Served During the Year:	2,843	2,984	2,946
New Admissions During the Year:	262	400	295
Live Discharges During the Year:	213	286	246
Deaths During the Year:	46	47	48
Patient Days During the Year:	947,384	956,344	968,455

Appendix B has data for 1961-2001

Table XVIII

ICF/MR Ownership and Percentage Distribution
by Number of Homes and Licensed Beds as of December 31, 2004

	ICF/MR		Licensed Beds	
	Number	Percent	Number	Percent
Total	13	100.00	2,724	100.00
Proprietary	6	46.15	952	34.95
Nonprofit	1	7.69	415	15.23
Public	6	46.15	1,357	49.82

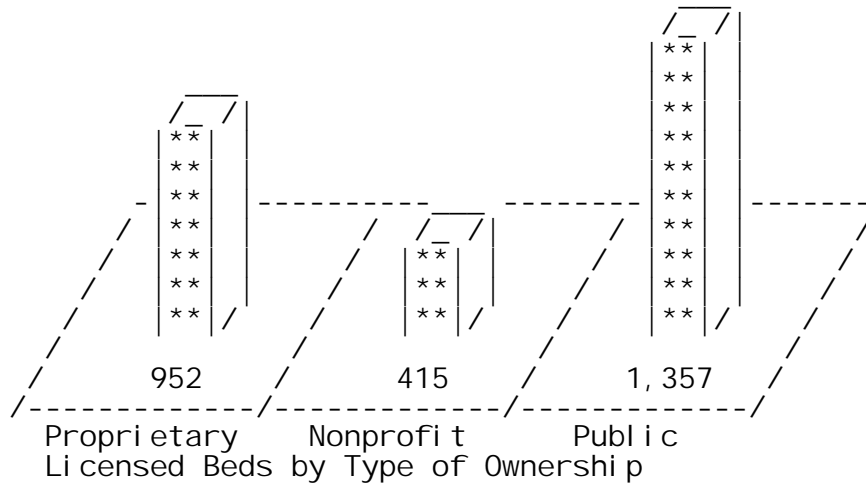
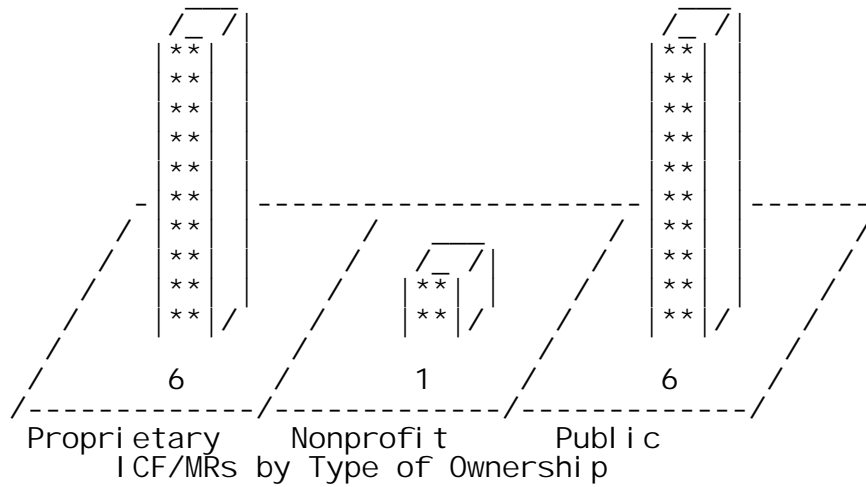


Table XIX

ICF/MR Employees and Percentage Distribution
By Title and Whether Full-Time or Part-Time as of December 31, 2004

Employees by Type	Total		Full-Time		Part-Time	
	Number	Percent	Number	Percent	Number	Percent
Total	4,858	100.0	4,665	100.0	193	100.0
Administrator	101	2.1	101	2.2	0	0.0
Clerical	157	3.2	151	3.2	6	3.1
R.N.	111	2.3	106	2.3	5	2.6
L.P.N.	267	5.5	242	5.2	25	13.0
Aide, Orderly	2,605	53.6	2,521	54.0	84	43.5
Maid, Housekeeper	111	2.3	103	2.2	8	4.1
Laundry Worker	53	1.1	42	0.9	11	5.7
Dietitian (ADA)	22	0.5	16	0.3	6	3.1
Food Service Supervisor	16	0.3	16	0.3	0	0.0
Cook, Other Food Worker	167	3.4	150	3.2	17	8.8
Physical Therapist	19	0.4	8	0.2	11	5.7
Pharmacist	15	0.3	7	0.2	8	4.1
Other	1,214	25.0	1,202	25.8	12	6.2

Table XX

Licensed Bed Capacity and Beds Set Up and Staffed
for ICF/MRs as of December 31, 2004

Facility	County	Licensed Beds	Beds Set Up and Staffed
Total		2,724	2,721
Canton Manor	Madison	132	132
Clover Circle ICF/MR	Jones	197	197
Delta Manor	Coahoma	132	132
Hillside ICF/MR	Jones	138	138
Hudspeth Regional Center	Rankin	415	415
Lincoln Residential Center	Lincoln	140	140
Millcreek ICF/MR	Simpson	125	125
Paul D. Cotten ICF/MR	Jones	94	94
Pecan Grove ICF/MR	Jones	283	282
Rolling Hills Center	Okfuskee	140	140
South Miss Regional Center	Harrison	260	258
W. L. Jaquith ICF/MR	Simpson	198	198
Woodlane ICF/MR	Lafayette	470	470

Table XXI

2004 ICF/MR Licensed Beds, Occupancy Rates and Average Daily Census

Nursing Facility	Licensed Beds	Occupancy Rate	ADC
Total	2,724	97.14	2,645.52
Coahoma County Delta Manor	132	99.92	131.89
Harrison County South Mississippi Regional Center	260	98.75	256.75
Jones County Clover Circle ICF/MR	712	93.22	663.71
Hillside ICF/MR	197	87.43	176.19
Pecan Grove ICF/MR	138	99.02	136.65
Paul D. Cotten ICF/MR	283	97.35	275.51
	94	80.17	75.36
Lafayette County Woodlane ICF/MR	470	100.00	470.00
Lincoln County Lincoln Residential Center	140	99.98	139.97
Madison County Canton Manor	132	99.92	131.89
Oktoberfest County Rolling Hills Center	140	99.75	139.66
Rankin County Hudspeth Regional Center	415	97.43	404.31
Simpson County Millcreek ICF/MR	323	95.15	307.34
W.L. Jaquith ICF/MR	125	98.16	122.70
	198	93.25	184.64

Table XXI

ICF/MR Bed Count by County and Type of Accommodation
as of December 31, 2004

County	Total Licensed Beds	Beds Set Up And Staffed	Private	Semi-Private	Ward
Total	2,724	2,721	82	1,666	973
Coahoma	132	132	5	58	69
Harrison	260	258	8	250	0
Jones	712	711	20	288	403
Lafayette	470	470	2	468	0
Linton	140	140	7	124	9
Madison	132	132	3	60	69
Oktoberfest	140	140	4	70	66
Rankin	415	415	21	160	234
Simpson	323	323	12	188	123

Table XXIII

ICF/MR Bed Count and Percentage Distribution
by Type of Accommodation as of December 31, 2004

	Total	Percent
Licensed Bed Capacity	2,724	100.0
Total Beds Set Up	2,721	99.9
Private	82	3.0
Semi-private	1,666	61.2
Ward	973	35.8

Table XXIV

ICF/MRs by Bed size as of December 31, 2004

Bed Size	Total	Percent
Total	13	100.0
<60	0	0.0
60 to 119	1	7.7
120 to 179	6	46.1
180 to 239	2	15.4
>= 240	4	30.8

Table XXV

ICF/MRs by Bed Size and County as of December 31, 2004

	< 60	60 to 119	120 to 179	180 to 239	240 & Up	Total
Total	0	1	6	2	4	13
Coahoma	0	0	1	0	0	1
Harrison	0	0	0	0	1	1
Jones	0	1	1	1	1	4
Lafayette	0	0	0	0	1	1
Lincoln	0	0	1	0	0	1
Madison	0	0	1	0	0	1
Oktibbeha	0	0	1	0	0	1
Rankin	0	0	0	0	1	1
Stimpson	0	0	1	1	0	2

Table XXVI

ICF/MR Patients Served During 2004 by Age Group

<u>Age</u>	<u>Total</u>	<u>Percent</u>
Total	2, 946	100. 0
<18	340	11. 5
18-44	1, 450	49. 2
45-64	942	32. 0
65-74	155	5. 3
75-84	44	1. 5
>=85	15	0. 5

Sex	2, 946	100. 0
Mal e	1, 722	58. 5
Femal e	1, 224	41. 5

Table XXVI I

Number of ICF/MR Patients by Sex in 2004

	Total	Male	Female
Total Patients December 31, 2003	2,651	1,526	1,125
New Admissions 2004	295	196	99
Live Discharges 2004	246	158	88
Deaths	48	26	22
Total Patients December 31, 2004	2,652	1,538	1,114

Table XXVII I I

Ambulation Status of ICF/MR Patients
of December 31, 2004 and Total Days of Patient Care During 2004

	Total	Percent
Total Patients	2,652	100.0
Ambulant Patients	2,081	78.5
Non-ambulant Patients	571	21.5

Total Patient Days	968,455	

Table XXI X
2004 ICF/MR Admissions

	Total	Percent
Total	295	100.0
Hospital	29	9.8
Another Nursing Facility	56	19.0
Own or Relative's Home	187	63.4
Other	23	7.8

Table XXX
2004 ICF/MR Admissions by Fee Source

	Total	Percent
Total	295	100.0
Medicare	7	2.4
Medicaid	271	91.9
Patients and/or Relatives	15	5.1
VA Sponsored	0	0.0
Welfare Only	0	0.0
Welfare and Other Sources	0	0.0
All Other Sources	2	0.7

Table XXXI

Destination of ICF/MR Patients Discharged During 2004

	Total	Percent
Total	294	100.0
Deaths	48	16.3
Live Discharges	246	83.7
Returned to Own or Relatives Home	151	61.4
Transferred to Hospital	9	3.7
Transferred to Another Nursing Facility	68	27.6
All Others	18	7.3

Table XXXII

Selected ICF/MR Data by County

	Patient Days	Total Admissions	Total Patients Served
Total	968,455	295	2,946
Coahoma	48,272	8	140
Harri son	93,971	8	265
Jones	242,916	89	750
Lafayette	172,215	65	535
Li ncol n	51,230	7	147
Madi son	48,273	13	145
Okti bbeha	51,114	17	156
Ranki n	147,979	24	432
Si mpson	112,485	64	376

Table XXXIII

Psychiatric Residential Treatment Facility Bed Count, Patient Census,
Patients Served, and New Admissions as of December 31, 2004

	2002	2003	2004
Counties with Facilities on December 31:	5	6	7
Facilities on December 31:	5	6	7
Bed Count on December 31:	208	256	310
Patients on December 31:	178	221	247
Patients Served During the Year:	535	653	729
New Admissions During the Year:	370	475	534
Live Discharges During the Year:	357	432	482
Deaths During the Year:	0	0	0
Patient Days During the Year:	62,047	67,871	76,816

Appendix B has data for 2000-2001

Table XXXIV

Psychiatric Residential Treatment Facility Ownership and Percentage Distribution by Number of Facilities and Licensed Beds as of December 31, 2004

	Facilities		Licensed Beds	
	Number	Percent	Number	Percent
Total	7	100.00	310	100.00
Proprietary	3	42.86	148	47.74
Nonprofit	2	28.57	74	23.87
Public	2	28.57	88	28.39

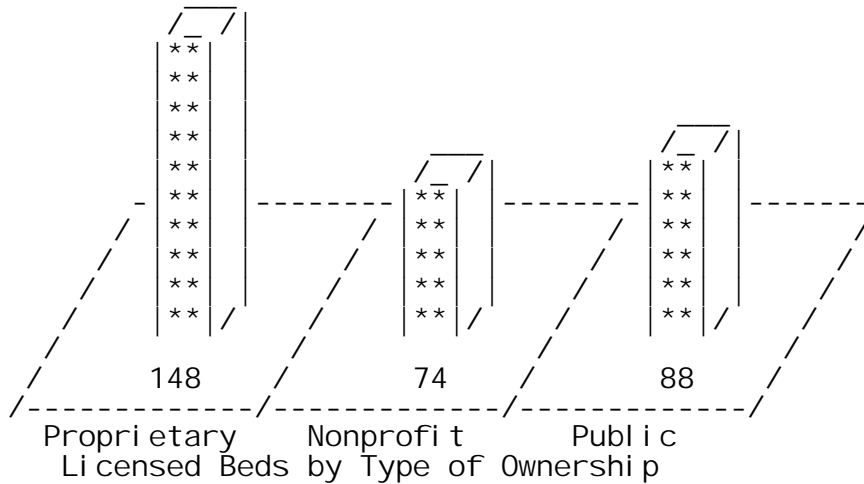
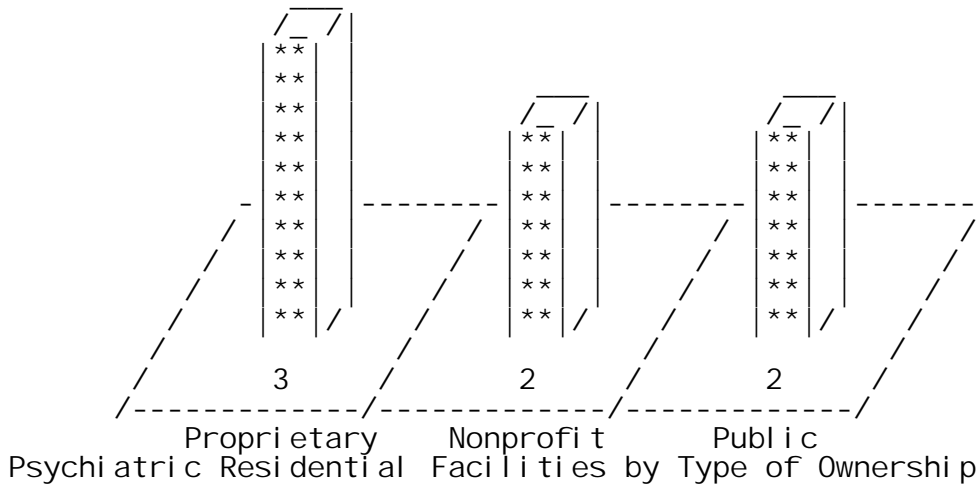


Table XXXV

Psychiatric Residential Treatment Facility Employees
and Percentage Distribution By Title and Whether
Full-Time or Part-Time as of December 31, 2004

Employees by Type	Total		Full-Time		Part-Time	
	Number	Percent	Number	Percent	Number	Percent
Total	743	100.0	554	100.0	189	100.0
Administrator	9	1.2	8	1.4	1	0.5
Clerical	22	3.0	17	3.1	5	2.6
R.N.	39	5.2	29	5.2	10	5.3
L.P.N.	39	5.2	31	5.6	8	4.2
Aide, Orderly	378	50.9	257	46.4	121	64.0
Maid, Housekeeper	23	3.1	19	3.4	4	2.1
Laundry Worker	3	0.4	1	0.2	2	1.1
Dietitian (ADA)	7	0.9	1	0.2	6	3.2
Food Service Supervisor	8	1.1	6	1.1	2	1.1
Cook, Other Food Worker	35	4.7	20	3.6	15	7.9
Physical Therapist	3	0.4	1	0.2	2	1.1
Pharmacist	64	8.6	59	10.6	5	2.6
Other	113	15.2	105	19.0	8	4.2

Table XXXVI

Licensed Bed Capacity and Beds Set Up and Staffed
for Psychiatric Residential Treatment Facilities
as of December 31, 2004

Facility	County	Licensed Beds	Beds Set Up and Staffed
Total		310	310
Cares Center	Hinds	44	44
The Crossings	Lauderdale	40	40
Diamond Grove Center	Winston	30	30
Millcreek Psychiatric Res/Treatment Facility	Simpson	57	57
Millcreek of Pontotoc	Pontotoc	51	51
Parkwood Behavioral Health System	DeSoto	40	40
Specialized Treatment Facility	Harrison	48	48

Table XXXVII

2004 Psychiatric Residential Treatment Facility Licensed Beds,
Occupancy Rates and Average Daily Census

Nursing Facility	Licensed Beds	Occupancy Rate	ADC
Total	310	67.70	224.03
DeSoto County Parkwood Behavioral Health System	40	95.12	38.05
Harrison County Specialized Treatment Facility	48	13.09	6.28
Hinds County Cares Center	44	96.35	29.01
Lauderdale County The Crossings	40	74.03	21.56
Pontotoc County Millcreek of Pontotoc	51	96.86	49.40
Simpson County Millcreek Psychiatric Res/Treatment Facility	57	99.70	56.83
Winston County Diamond Grove Center	30	76.32	22.90

Table XXXVIII

Psychiatric Residential Treatment Facility Bed Count by County
and Type of Accommodation as of December 31, 2004

County	Total Licensed Beds	Beds Set Up And Staffed	Private	Semi-Private	Ward
Total	310	310	42	146	122
DeSoto	40	40	0	0	40
Harrison	48	48	24	24	0
Hinds	44	44	0	34	10
Lauderdale	40	40	1	6	33
Pontotoc	51	51	15	0	36
Simpson	57	57	2	52	3
Winston	30	30	0	30	0

Table XXXIX

Psychiatric Residential Treatment Facility Bed Count
and Percentage Distribution by Type of Accommodation
as of December 31, 2004

	Total	Percent
Licensed Bed Capacity	310	100.0
Total Beds Set Up	310	100.0
Private	42	13.6
Semi-private	146	47.1
Ward	122	39.3

Table XL
 Patients Served During 2004
 in Psychiatric Residential Treatment Facilities
 by Age Group and Sex

Age	Total	Percent
Total	729	100.0
<18	708	97.1
18-44	21	2.9
45-64	0	0.0
65-74	0	0.0
75-84	0	0.0
>=85	0	0.0
Sex	729	100.0
Male	491	67.4
Female	238	32.6

Table XLI
 Number of Psychiatric Residential Treatment Facility
 Patients by Sex in 2004

	Total	Male	Female
Total Patients December 31, 2003	195	131	64
New Admissions 2004	534	360	174
Live Discharges	482	314	168
Deaths	0	0	0
Total Patients December 31, 2004	247	177	70

Table XLII
 Ambulation Status of Patients in Psychiatric Residential
 Treatment Facilities as of December 31, 2004
 and Total Days of Patient Care During 2004

	Total	Percent
Total Patients	247	100.0
Ambulant Patients	247	100.0
Non Ambulant Patients	0	0.0
Total Patient Days	76,816	

Table XLIII

2004 Psychiatric Residential Treatment Facility Admissions

	Total	Percent
Total	534	100.0
Hospital	143	26.8
Another Nursing Facility	0	0.0
Own or Relative's Home	271	50.8
Other	120	22.4

Table XLIV

2004 Psychiatric Residential Treatment Facility Admissions
by Fee Source

	Total	Percent
Total	534	100.0
Medicare	0	0.0
Medicaid	503	94.2
Patients and/or Relatives	13	2.4
VA Sponsored	0	0.0
Welfare Only	0	0.0
Welfare and Other Sources	0	0.0
All Other Sources	18	3.4

Table XLV

Destination of Patients Discharged
from Psychiatric Residential Treatment Facilities During 2004

	Total	Percent
Total	482	100.0
Deaths	0	0.0
Live Discharges	482	100.0
Returned to Own or Relatives Home	296	61.4
Transferred to Hospital	59	12.2
Transferred to Another Nursing Facility	65	13.5
All Others	62	12.9

Table XLVI

Selected Psychiatric Residential Treatment Facility Data

	Patient Days	Total Admissions	Total Patients Served
Total	76,816	534	729
DeSoto	13,926	83	119
Harri son	465	12	12
Hi nds	10,618	78	108
Lauderdal e	4,549	50	50
Pontotoc	18,079	97	148
Si mpson	20,799	117	174
Wi nston	8,380	97	118

Table XLVII

Personal Care Home Bed Count, Patient Census, Patients Served,
and New admissions as of December 31, 2004

	2002	2003	2004
Counties with Nursing Facilities on December 31	56	56	56
Personal Care Homes on December 31:	194	180	173
Bed Count on December 31:	4,783	4,700	4,731
Patients on December 31:	3,552	3,473	3,582
Patients Served During the Year:	5,349	5,275	5,316
New Admissions During the Year:	1,976	1,879	1,990
Live Discharges During the Year:	1,423	1,388	1,346
Deaths During the Year:	374	378	388
Patient Days During the Year:	956,586	995,100	1,072,666

Appendix B has data for 1961-2001

Table XLVIII

Personal Care Home Ownership and Percentage Distribution by Number of Homes and Licensed Beds as of December 31, 2004

	Personal Care Homes Number	Care Homes Percent	Licensed Beds Number	Beds Percent
Total	173	100.00	4,731	100.00
Proprietary	131	75.72	3,664	77.45
Nonprofit	27	15.61	637	13.46
Public	12	6.94	378	7.99
Public Leased	3	1.73	52	1.10

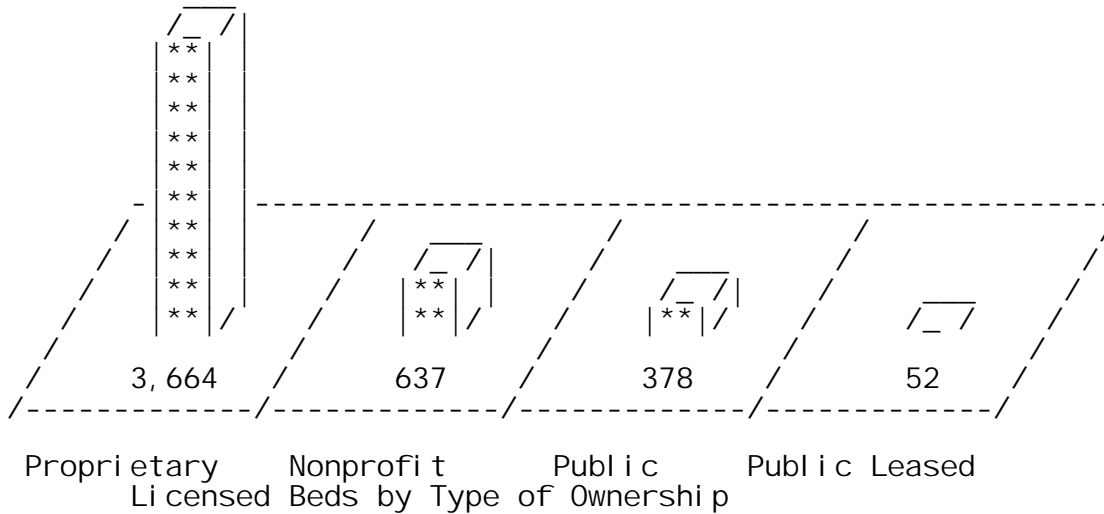
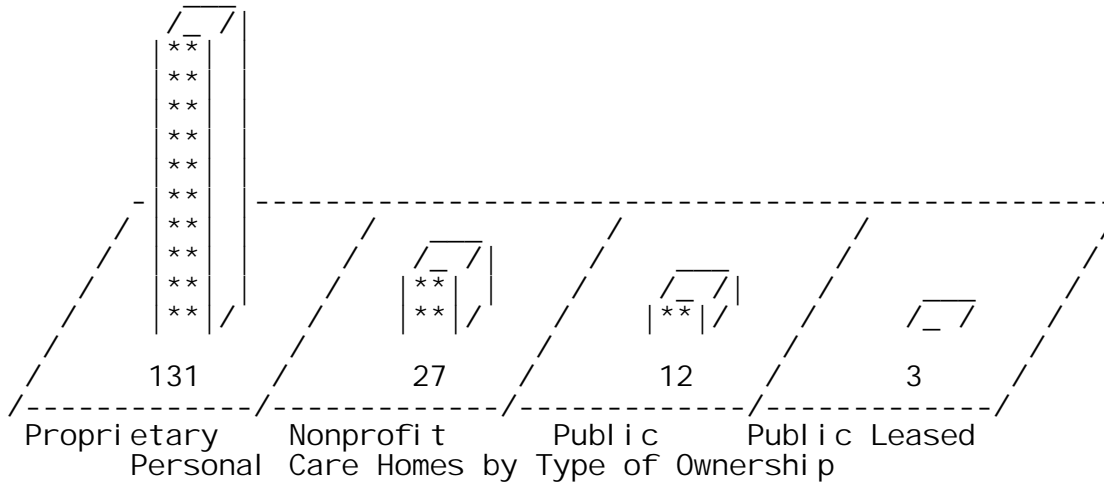


Table XLIX

Personal Care Home Employees and Percentage Distribution
By Title and Whether Full-Time or Part-Time as of December 31, 2004

Employees by Type	Total		Full-Time		Part-Time	
	Number	Percent	Number	Percent	Number	Percent
Total	3,804	100.0	2,668	100.0	1,136	100.0
Administrator	212	5.6	199	7.5	13	1.1
Clerical	128	3.4	91	3.4	37	3.3
R.N.	146	3.8	81	3.0	65	5.7
L.P.N.	379	10.0	255	9.6	124	10.9
Aide, Orderly	1,716	45.1	1,256	47.1	460	40.5
Maid, Housekeeper	259	6.8	178	6.7	81	7.1
Laundry Worker	62	1.6	41	1.5	21	1.8
Dietitian (ADA)	38	1.0	11	0.4	27	2.4
Food Service Supervisor	87	2.3	65	2.4	22	1.9
Cook, Other Food Worker	517	13.6	312	11.7	205	18.0
Physical Therapist	14	0.4	8	0.3	6	0.5
Pharmacist	17	0.4	2	0.1	15	1.3
Other	229	6.0	169	6.3	60	5.3

Table L

Licensed Bed Capacity and Beds Set Up and Staffed
for Personal Care Homes as of December 31, 2004

Personal Care Home	County	Licensed Beds	Beds Set Up and Staffed
Total		4, 731	4, 152
A Connecting Heart	Harri son	8	8
A New Beginning Care Center	Jackson	11	10
Aldersgate Personal Care	Lauderdal e	60	52
Alpha & Omega Personal Care Home	Hi nds	13	13
Alpha Personal Care Home	Harri son	14	14
Alternative Personal Care Home	Jackson	12	12
Arnold's Personal Care Home	Adams	15	15
The Arrington	Lowndes	55	49
Aston Court Retirement Community	Pi ke	50	18
Atwood Personal Care Home #1	Attal a	9	9
Atwood Personal Care Home #2	Attal a	31	30
Autumn Light	Hi nds	23	23
Avonlea Assisted Living & Retirement Community	Lee	56	47
Azalea Court	Lafayette	35	35
Bar-Sel Personal Care	Mari on	11	11
Bee Hive Homes of Forest	Scott	14	12
Bee Hive Homes of Philadelphia	Neshoba	14	12
Belmont Gardens Personal Care	Warren	25	21
Belmont Place Personal Care Home	Warren	11	11
Benndale Personal Care	George	11	11
Beverly Healthcare Personal Care	Ti ppah	10	10
Brandon Court	Ranki n	6	6
Briar Hill Rest Home Personal Care Home	Ranki n	2	2
Brooksville Assisted Living Home	Noxubee	10	7
Brookwood Villa Personal Care	Wayne	24	21
Bruce Nursing Center	Cal houn	20	20
Bryant's Residential Care Facility	Si mpson	21	21
Camellia Estates	Pi ke	48	48
Campbell's Personal Care Home	Hi nds	6	6
Cantrell's Personal Care Home	Okti bbeha	15	15
Carrington House	Ti shomi ngo	18	17
Casa De Lola Assisted Living Manor	Jackson	15	14
Central Mississippi Personal Care Home	Hi nds	13	13
Central Mississippi Residential Center	Newton	48	48
Chapman Oaks Inc	Harri son	15	14
Cherub's Personal Care Home	Lowndes	13	9
Christian Care Assisted Living	Madi son	31	31
Christopher's Personal Care Home	Marshal l	46	41
Church Street Personal Care	Pontotoc	14	14
Cleveland Personal Care Home Res Living Center	Bol i var	78	28
Collegeview Personal Care Home	Lowndes	6	6
ComfortCare Assisted Living	Jones	12	12
Community Assisted Living	Perry	12	12
Cornerstone Personal Care Home	Bol i var	16	16
Cottonwood Manor	Jones	24	19

Table L Continued

Licensed Bed Capacity and Beds Set Up and Staffed
for Personal Care Homes as of December 31, 2004

Personal Care Home	County	Licensed Beds	Beds Set Up and Staffed
Country Comfort	Forrest	16	16
Country Cottage Assisted Living	Alcorn	29	22
Countrywood Plantation	Itawamba	16	16
Covington Ridge	Covington	29	26
Dogwood Plantation New Albany	Union	24	19
Dogwood Plantation of Corinth	Alcorn	40	32
Dogwood Plantation of Fulton	Itawamba	32	28
Dorchester Arms	Jackson	34	34
Dunbar Village Courtyard	Hancock	24	24
Eldercare Personal Care Home	Hinds	11	13
Elderly Care Center	Noxubee	15	7
Erie Personal Care Home	Hinds	11	11
Fairfield of Batesville	Panola	46	42
Flowers Glen Personal Care	Coahoma	36	21
Fondren's Personal Care Home	Clay	7	7
Friends Personal Care Home	Perry	10	10
Garden Suites Assisted Living	Monroe	22	22
The Gardens	Jackson	49	42
The Gardens at Bay Towers	Jackson	36	36
Gena's Four Seasons	Hinds	8	8
Golden Age Home	George	10	10
Golden Meadow	Clarke	20	15
Graceland of Grenada	Grenada	38	34
Graceland of Grenada North	Grenada	20	16
Green Oak Manor Personal Care Home	Union	12	12
The Grove	Marion	8	8
Hartford Place	Forrest	20	19
Haven Hall Healthcare Center	Lincoln	15	15
Heritage House Assisted Living	Warren	41	41
Heritage House of Castlewoods	Rankin	110	99
Heritage Manor Personal Care Home	Lawrence	12	12
Hermitage Gardens	DeSoto	65	50
Hermitage Gardens of Oxford	Lafayette	64	64
Homeplace Assisted Living	Lee	72	57
Homeplace of Columbus	Lowndes	62	62
The HomePlace of Nettleton	Lee	7	7
Hope Personal Care Home	Hinds	18	18
Indywood	Sunflower	32	28
Indywood Estate	Bolivar	38	38
Indywood Glen	Leflore	60	60
Izora's Personal Care Home	Hinds	12	12
JRS & J Adult Care Center	Winston	12	12
La Dora Acres Assisted Living	Simpson	12	10
Lakeside Village	Winston	15	4
Lakewood Personal Care	Lowndes	7	7
The Landmark Community	Prentiss	40	40
Langford's Magnolia Personal Care Home	Chickasaw	24	23

Table L Continued

Licensed Bed Capacity and Beds Set Up and Staffed
for Personal Care Homes as of December 31, 2004

Personal Care Home	County	Licensed Beds	Beds Set Up and Staffed
Lawson Personal Care Home	Bolivar	13	12
Lou's Personal Care Home	Hinds	6	6
Loyalton of Biloxi	Harri son	105	93
Loyalton of Hattiesburg	Forrest	90	83
Magnolia Gardens Assisted Living	Jones	28	19
Magnolia Gardens of Greenville	Washington	48	48
Magnolia House	Adams	46	39
Magnolia Manor	Scott	12	12
Magnolia Personal Care	Pearl Ri ver	78	53
Magnolia Place	Lamar	18	17
Magnolia Place of New Albany	Uni on	50	38
Magnolia Regional Residential Living	Newton	27	27
Majestic Personal Care Home	Jackson	20	20
McAllister's Personal Care Home	Hinds	11	11
McComb Nursing & Rehab Center	Pi ke	10	10
McCoy Personal Care Home	Lauderdal e	15	15
Meadow Hills Personal Care Home	Lee	16	8
Mitchell Center Personal Care	Lee	60	53
Monroe County Rest Home	Monroe	12	12
Neshoba County Nursing Home	Neshoba	22	12
New Country Living Personal Care Home	Pearl Ri ver	14	13
New Dawn Retirement Center	Lincoln	8	8
North Grove Personal Care	Hinds	34	34
Northview Villa Personal Care	Jones	54	26
O'Brian's Personal Care Home	Okti bbeha	22	20
O'McDougle's Love & Care Home	Ranki n	11	11
Oak Tree Plantation	Monroe	34	34
Old Ladies Home Association	Madi son	20	20
The Orchard Personal Care Home	Madi son	61	56
Our Place	Pearl Ri ver	12	11
Our Place II	Pearl Ri ver	9	9
Parker's Personal Care Home	Hinds	16	16
Peach Tree Village	Ranki n	71	71
Phillips Personal Care Home	Itawamba	14	14
Pillars of Aberdeen	Monroe	73	28
Pine Meadow Special Care Center	Forrest	56	56
Pine View Health Care Center	Wayne	3	3
Pope's Personal Care Home	Hinds	6	5
Ramsey Springs Village	George	15	10
Ramsey's Personal Care Home	Hinds	12	12
Rebekah's House	Harri son	8	8
Ridgel and Point Assisted Living	Madi son	100	87
Riggs Manor Retirement Community Assisted Living	Hinds	32	27
Ri verbirch Residence	Lee	30	30
Rosewood Residence	Lee	75	68
Rul eville Nursing & Rehab Center	Sunflower	11	11
Samari tan Garden Personal Care Home	Lee	32	31

Table L Continued

Licensed Bed Capacity and Beds Set Up and Staffed
for Personal Care Homes as of December 31, 2004

Personal Care Home	County	Licensed Beds	Beds Set Up and Staffed
Sandy Hook Estate Personal Care Home	Marion	14	10
Scribner Personal Care Home	Oktober	18	18
Seashore Personal Care	Harri son	50	50
Seasons	Madi son	3	1
Serenity Personal Care Home	Lincol n	9	9
Shady Oaks of Carriere	Pearl Ri ver	11	9
Silvercrest Personal Care	George	9	9
Silverleaf Manor	Lauderdal e	80	39
Smith Manor	George	14	14
Southern Living Assisted Living	Wayne	30	20
Southern Magnolia Estates	Ti shomi ngo	34	34
Southern Magnolia Estates II	Ti shomi ngo	18	18
Southern Pines Personal Care Home	Pearl Ri ver	20	20
St Catherine's Village Campbell Cove	Madi son	36	36
St Catherine's Village Marian Hall	Madi son	60	60
St David's Personal Care Home	Hi nds	8	8
Stanford House Personal Care Home	Grenada	7	7
Star B Rest Home Personal Care Home	Marion	23	23
Stone County Nursing & Rehab	Stone	1	1
Strickland's Personal Care Home	Hi nds	6	6
Sun Shine Inn	Uni on	20	19
T's Personal Care Home	Hi nds	10	10
Trace Point Retirement	Hi nds	88	77
Trinity Place Personal Care	Lowndes	62	49
Twin Oaks at Pass Christian	Harri son	55	55
Vickers Personal Care Home	Webster	13	13
Waverly Care Home	Cl ay	21	21
Wellington Place of Greenville	Washi ngton	55	52
Wesley Meadows Retirement Community	DeSoto	30	24
Westchester Personal Care Home	Harri son	20	17
Windham House	Lamar	16	16
Woodland Court	Newton	24	24
Woodland Village Nursing Center	Hancock	2	2
Yalobusha County Assisted Living	Yal obusha	2	2

Table LI

2004 Personal Care Home Licensed Beds, Occupancy Rates
and Average Daily Census

Personal Care Home	Licensed Beds	Occupancy Rate	ADC
Total	4,731	73.71	2,934.80
Adams County	61	82.72	50.46
Arnold's Personal Care Home	15	80.49	12.07
Magnolia House	46	93.26	38.39
Alcorn County	69	80.19	55.33
Country Cottage Assisted Living	29	85.97	24.93
Dogwood Plantation of Corinth	40	75.99	30.40
Attala County	40	69.81	27.93
Atwood Personal Care Home #1	9	76.20	6.86
Atwood Personal Care Home #2	31	67.95	21.07
Bolivar County	145	N/A	N/A
Cleveland Personal Care Home Residential Living Center	78	N/A	N/A
Cornerstone Personal Care Home	16	N/A	N/A
Indywood Estate	38	N/A	N/A
Lawson Personal Care Home	13	N/A	N/A
Calhoun County			
Bruce Nursing Center	20	75.77	15.15
Chickasaw County			
Langford's Magnolia Personal Care Home	24	82.56	19.81
Clarke County			
Golden Meadow	20	N/A	N/A
Clay County	28	64.19	17.97
Fondren's Personal Care Home	7	78.77	5.51
Waverly Care Home	21	59.33	12.46
Coahoma County			
Flowers Glen Personal Care	36	85.28	22.78
Covington County			
Covington Ridge	29	N/A	N/A
DeSoto County	95	62.42	59.30
Hermitage Gardens	65	55.18	35.87
Wesley Meadows Retirement Community	30	78.10	23.43
Forrest County	182	84.30	139.94
Country Comfort	16	N/A	N/A
Hartford Place	20	73.74	14.75
Loyalton of Hattiesburg	90	86.36	77.73
Pine Meadow Special Care Center	56	84.76	47.46

Table LI Continued

2004 Personal Care Home Licensed Beds, Occupancy Rates
and Average Daily Census

Personal Care Home	Licensed Beds	Occupancy Rate	ADC
George County	59	65.76	9.86
Benndale Personal Care	11	N/A	N/A
Golden Age Home	10	0.00	0.00
Ramsey Springs Village	15	65.76	9.86
Silvercrest Personal Care	9	N/A	N/A
Smith Manor	14	N/A	N/A
Grenada County	65	80.63	52.42
Graceland of Grenada	38	85.36	32.44
Graceland of Grenada North	20	54.90	15.41
Stanford House Personal Care Home	7	65.22	4.57
Hancock County	26	70.87	17.01
Dunbar Village Courtyard	24	70.87	17.01
Woodland Village Nursing Center	2	N/A	N/A
Harrison County	275	66.61	173.11
A Connecting Heart	8	76.16	6.09
Alpha Personal Care Home	14	68.99	9.66
Chapman Oaks Inc	15	60.97	9.14
Loyalton of Biloxi	105	67.40	70.77
Rebekah's House	8	60.52	4.84
Seashore Personal Care	50	81.78	40.89
Twin Oaks @ Pass Christian	55	57.68	31.72
Westchester Personal Care Home	20	N/A	N/A
Hinds County	344	78.90	187.01
Alpha & Omega Personal Care Home	13	100.00	13.00
Autumn Light	23	N/A	N/A
Campbell's Personal Care Home	6	91.53	5.49
Central Mississippi Personal Care Home	13	N/A	N/A
Eldercare Personal Care Home	11	84.05	9.25
Erie Personal Care Home	11	54.55	6.00
Gena's Four Seasons	8	86.00	6.88
Hope Personal Care Home	18	88.11	15.86
Izora's Personal Care Home	12	N/A	N/A
Lou's Personal Care Home	6	N/A	N/A
McAllister's Personal Care Home	11	N/A	N/A
North Grove Personal Care	34	N/A	N/A
Parker's Personal Care Home	16	99.73	15.96
Pope's Personal Care Home	6	83.11	4.99
Ramsey's Personal Care Home	12	87.89	10.55
Riggs Manor Retirement Community Assisted Living	32	79.87	25.56
St David's Personal Care Home	8	N/A	N/A
Strickland's Personal Care Home	6	45.95	2.76
T's Personal Care Home	10	58.87	5.89
Trace Point Retirement	88	73.66	64.82

Table LI Continued

2004 Personal Care Home Licensed Beds, Occupancy Rates
and Average Daily Census

Personal Care Home	Licensed Beds	Occupancy Rate	ADC
Itawamba County	62	70.78	43.87
Countrywood Plantation	16	96.29	15.40
Dogwood Plantation of Fulton	32	76.08	24.34
Phillips Personal Care Home	14	29.51	4.13
Jackson County	177	75.76	114.40
A New Beginning Care Center	11	N/A	N/A
Alternative Personal Care Home	12	99.73	11.97
Casa De Lola Assisted Living Manor	15	N/A	N/A
Dorchester Arms	34	85.13	28.95
The Gardens	49	70.37	34.48
The Gardens at Bay Towers	36	66.25	30.11
Majestic Personal Care Home	20	44.47	8.89
Jones County	118	46.49	41.84
ComfortCare Assisted Living	12	29.51	3.54
Cottonwood Manor	24	59.55	14.29
Magnolia Gardens Assisted Living	28	N/A	N/A
Northview Villa Personal Care	54	44.45	24.01
Lafayette County	99	92.36	88.43
Azalea Court	35	91.74	26.60
Hermitage Gardens of Oxford	64	96.61	61.83
Lamar County	34	100.00	16.00
Magnolia Place	18	N/A	N/A
Windham House	16	100.00	16.00
Lauderdale County	155	68.74	106.54
Aldersgate Personal Care	60	94.47	56.68
McCoy Personal Care Home	15	73.13	10.97
Silverleaf Manor	80	48.62	38.89
Lawrence County			
Heritage Manor Personal Care Home	12	68.74	8.25
Lee County	348	79.38	270.68
Avonlea Assisted Living & Retirement	56	81.87	45.85
Homeplace Assisted Living	72	81.72	58.84
The HomePlace of Nettleton	7	N/A	N/A
Meadow Hills Personal Care Home	16	17.52	2.80
Mitchell Center Personal Care	60	85.60	51.36
Riverbriar Residence	30	96.95	23.91
Rosewood Residence	75	75.45	58.84
Samaritan Garden Personal Care Home	32	90.86	29.08
Leflore County			
Indywood Glen	60	90.05	49.55

Table LI Continued

2004 Personal Care Home Licensed Beds, Occupancy Rates
and Average Daily Census

Personal Care Home	Licensed Beds	Occupancy Rate	ADC
Lincoln County	32	58.61	14.07
Haven Hall Healthcare Center	15	56.17	8.43
New Dawn Retirement Center	8	N/A	N/A
Serenity Personal Care Home	9	62.66	5.64
Lowndes County	205	77.70	159.29
The Arrington	55	79.30	43.61
Cherub's Personal Care Home	13	48.59	6.32
Collegeview Personal Care Home	6	79.60	4.78
Homeplace of Columbus	62	76.22	47.26
Lakewood Personal Care	7	92.82	6.50
Trinity Place Personal Care	62	81.97	50.82
Madison County	311	80.28	249.65
Christian Care Assisted Living	31	54.69	16.95
Old Ladies Home Association	20	96.02	19.20
The Orchard Personal Care Home	61	75.92	46.31
Ridgel and Point Assisted Living	100	79.89	79.89
St Catherine's Village Campbell Cove	36	87.97	31.67
St Catherine's Village Marion Hill	60	90.96	54.57
Seasons	3	35.34	1.06
Marion County	56	61.56	20.93
Bar-Sel Personal Care	11	90.91	10.00
The Grove	8	N/A	N/A
Sandy Hook Estate Personal Care Home	14	N/A	N/A
Star B Rest Home Personal Care Home	23	47.53	10.93
Marshall County			
Christopher's Personal Care Home	46	N/A	N/A
Monroe County	141	63.20	89.10
Garden Suites Assisted Living	22	76.15	16.75
Monroe County Rest Home	12	100.00	12.00
Oak Tree Plantation	34	93.86	31.91
Pillars of Aberdeen	73	38.96	28.44
Neshoba County	36	62.50	22.50
Bee Hive Homes of Philadelphia	14	86.90	12.17
Neshoba County Nursing Home	22	46.97	10.33
Newton County	99	59.95	59.35
Central Mississippi Residential Center	48	64.69	31.05
Magnolia Regional Residential Living	27	67.58	15.27
Woodland Court	24	54.29	13.03

Table LI Continued

2004 Personal Care Home Licensed Beds, Occupancy Rates
and Average Daily Census

Personal Care Home	Licensed Beds	Occupancy Rate	ADC
Noxubee County	25	48.57	12.14
Brooksville Assisted Living Home	10	59.48	5.95
Elderly Care Center	15	41.29	6.19
Oktoberbeha County	55	79.69	43.83
Cantrell's Personal Care Home	15	81.00	12.15
O'Brian's Personal Care Home	22	72.99	16.06
Scribner Personal Care Home	18	86.79	15.62
Panola County			
Fairfield of Batesville	46	39.29	18.07
Pearl River County	144	52.50	69.82
Magnolia Personal Care	78	40.11	31.29
New Country Living Personal Care Home	14	75.64	10.59
Our Place	12	45.99	5.52
Our Place II	9	97.45	8.77
Shady Oaks of Carriere	11	N/A	N/A
Southern Pines Personal Care Home	20	68.27	13.65
Perry County	22	0	0
Community Assisted Living	12	N/A	N/A
Friends Personal Care Home	10	N/A	N/A
Pike County	108	63.90	62.62
Aston Court Retirement Community	50	37.61	18.80
Camellia Estates	48	91.29	43.82
McComb Nursing & Rehab Center	10	N/A	N/A
Pontotoc County			
Church Street Personal Care	14	N/A	N/A
Prentiss County			
The Landmark Community	40	70.16	28.07
Rankin County	200	88.29	166.87
Brandon Court	6	62.02	3.72
Briar Hill Rest Home Personal Care Home	2	76.91	1.54
Heritage House of Castlewoods	110	89.36	98.29
O'McDougle's Love & Care Home	11	N/A	N/A
Peach Tree Village	71	89.19	63.32
Scott County	26	50.07	7.01
Bee Hive Homes of Forest	14	50.07	7.01
Magnolia Manor	12	N/A	N/A

Table LI Continued

2004 Personal Care Home Licensed Beds, Occupancy Rates
and Average Daily Census

Personal Care Home	Licensed Beds	Occupancy Rate	ADC
Simpson County	33	95.25	20.00
Bryant's Residential Care Facility	21	95.25	20.00
La Dora Acres Assisted Living	12	N/A	N/A
Stone County			
Stone County Nursing & Rehab	1	N/A	N/A
Sunflower County	43	93.92	25.90
Indywood	32	93.92	25.90
Ruleville Nursing & Rehab Center	11	N/A	N/A
Tippah County			
Beverly Healthcare Personal Care	10	86.50	8.65
Tishomingo County	70	0	0
Carriington House	18	N/A	N/A
Southern Magnolia Estates	34	N/A	N/A
Southern Magnolia Estates II	18	N/A	N/A
Union County	106	76.55	81.15
Dogwood Plantation New Albany	24	80.86	19.41
Green Oak Manor Personal Care Home	12	70.56	8.47
Magnolia Place of New Albany	50	73.07	34.54
Sun Shine Inn	20	93.65	18.73
Warren County	77	97.49	74.79
Belmont Gardens Personal Care	25	100.00	25.00
Belmont Place Personal Care Home	11	91.70	10.09
Heritage House Assisted Living	41	96.82	39.70
Washington County	103	88.89	91.56
Magnolia Gardens of Greenville	48	97.89	46.99
Wellington Place of Greenville	55	81.03	44.57
Wayne County	57	60.14	14.43
Brookwood Villa Personal Care	24	60.14	14.43
Pine View Health Care Center	3	N/A	N/A
Southern Living Assisted Living	30	N/A	N/A
Webster County			
Vickers Personal Care Home	13	N/A	N/A
Winston County	27	46.58	5.59
JRS & J Adult Care Center	12	46.58	5.59
Lakeside Village	15	N/A	N/A
Yalobusha			
Yalobusha County Assisted Living	2	88.39	1.77

Table LII

Personal Care Home Bed Count by County and Type of Accommodation
as of December 31, 2004

County	Total Licensed Beds	Beds Set Up And Staffed	Private	Semi-Private	Ward
Total	4,731	4,152	2,802	1,006	344
Adams	61	54	40	14	0
Alcorn	69	54	40	14	0
Attala	40	39	33	6	0
Bolivar	145	94	72	2	20
Calhoun	20	20	14	6	0
Chickasaw	24	23	13	2	8
Clarke	20	15	9	6	0
Clay	28	28	20	8	0
Coahoma	36	21	21	0	0
Covington	29	26	26	0	0
DeSoto	95	74	62	12	0
Forrest	182	174	102	72	0
George	59	54	38	16	0
Grenada	65	57	55	2	0
Hancock	26	26	24	2	0
Harri son	275	259	200	50	9
Hinds	344	329	100	110	119
I tawamba	62	58	42	10	6
Jackson	177	168	83	56	29
Jones	118	76	58	18	0
Lafayette	99	99	85	14	0
Lamar	34	33	23	10	0
Lauderdal e	155	106	89	2	15
Lawrence	12	12	5	4	3
Lee	348	301	184	92	25
Lefl ore	60	60	60	0	0
Li ncol n	32	32	12	20	0
Lowndes	205	182	150	32	0
Madi son	311	291	219	38	34
Mari on	56	52	14	24	14
Marshal l	46	41	31	10	0
Monroe	141	96	73	22	1
Neshoba	36	24	22	2	0
Newton	99	99	6	86	7
Noxubee	25	14	10	4	0
Okti bbeha	55	53	53	0	0
Panol a	46	42	42	0	0
Pearl Ri ver	144	115	46	66	3
Perry	22	22	0	6	16
Pi ke	108	76	68	8	0
Pontotoc	14	14	10	4	0
Prenti ss	40	40	40	0	0
Ranki n	200	189	139	50	0
Scott	26	24	13	4	7
Si mpson	33	31	10	0	21

Table LII

Personal Care Home Bed Count by County and Type of Accommodation
as of December 31, 2004

County	Total Licensed Beds	Beds Set Up And Staffed	Private	Semi-Private	Ward
Stone	1	1	1	0	0
Sunflower	43	39	27	12	0
Tippah	10	10	0	10	0
Tishomingo	70	69	63	6	0
Union	106	88	55	26	7
Warren	77	73	67	6	0
Washington	103	100	100	0	0
Wayne	57	44	18	26	0
Webster	13	13	5	8	0
Winston	27	16	8	8	0
Yalobusha	2	2	2	0	0

Table LIII

Personal Care Home Bed Count and Percentage Distribution
by Type of Accommodation as of December 31, 2005

	Total	Percent
Licensed Bed Capacity	4,881	100.0
<hr style="border-top: 1px dashed black;"/>		
Total Beds Set Up	4,302	88.1
Private	2,806	65.2
Semi-private	1,152	26.8
Ward	344	8.0

Table LIV

Personal Care Homes by Bed Size as of December 31, 2004

	Total	Percent
Total	173	100.0
<15	67	38.7
15 to 29	47	27.2
30 to 44	22	12.7
45 to 59	16	9.3
>=60	21	12.1

Table LV

Personal Care Homes by Bed Size and County
as of December 31, 2004

	Under 15	15 to 29	30 to 44	45 to 59	60 & UP	Total
Total	67	47	22	16	21	173
Adams	0	1	0	1	0	2
Alcorn	0	1	1	0	0	2
Attala	1	0	1	0	0	2
Bolivar	1	1	1	0	1	4
Calhoun	0	1	0	0	0	1
Chickasaw	0	1	0	0	0	1
Clarke	0	1	0	0	0	1
Clay	1	1	0	0	0	2
Coahoma	0	0	1	0	0	1
Covington	0	1	0	0	0	1
DeSoto	0	0	1	0	1	2
Forrest	0	2	0	1	1	4
George	4	1	0	0	0	5
Grenada	1	1	1	0	0	3
Hancock	1	1	0	0	0	2
Harri son	3	2	0	2	1	8
Hi nds	14	3	2	0	1	20
I tawamba	1	1	1	0	0	3
Jackson	2	2	2	1	0	7
Jones	1	2	0	1	0	4
Lafayette	0	0	1	0	1	2
Lamar	0	2	0	0	0	2
Lauderdal e	0	1	0	0	2	3
Lawrence	1	0	0	0	0	1
Lee	1	1	2	1	3	8
Lefl ore	0	0	0	0	1	1
Li ncol n	2	1	0	0	0	3
Lowndes	3	0	0	1	2	6
Madi son	1	1	2	0	3	7
Mari on	3	1	0	0	0	4
Marshal l	0	0	0	1	0	1
Monroe	1	1	1	0	1	4
Neshoba	1	1	0	0	0	2
Newton	0	2	0	1	0	3
Noxubee	1	1	0	0	0	2
Okti bbeha	0	3	0	0	0	3
Panol a	0	0	0	1	0	1
Pearl Ri ver	4	1	0	0	1	6
Perry	2	0	0	0	0	2
Pi ke	1	0	0	2	0	3
Pontotoc	1	0	0	0	0	1
Prenti ss	0	0	1	0	0	1
Ranki n	3	0	0	0	2	5
Scott	2	0	0	0	0	2
Si mpson	1	1	0	0	0	2
Stone	1	0	0	0	0	1
Sunfl ower	1	0	1	0	0	2

Table LV Continued

Personal Care Homes by Bed Size and County
as of December 31, 2004

	Under 15	15 to 29	30 to 44	45 to 59	60 & UP	Total
Tippah	1	0	0	0	0	1
Tishomingo	0	2	1	0	0	3
Union	1	2	0	1	0	4
Warren	1	1	1	0	0	3
Washington	0	0	0	2	0	2
Wayne	1	1	1	0	0	3
Webster	1	0	0	0	0	1
Winston	1	1	0	0	0	2
Yalobusha	1	0	0	0	0	1

Table LVI

Patients Served During 2004 in Personal Care Homes
by Age Group and Sex

Age	Total	Percent
Total	5,316	100.0
<18	0	0.0
18-44	188	3.5
45-64	352	6.6
65-74	426	8.0
75-84	1,736	32.7
>=85	2,614	49.2

Sex	5,316	100.0
Male	1,404	26.4
Female	3,912	73.6

Table LVII

Number of Personal Care Home Patients by Sex in 2004

	Total	Male	Female
Total Patients December 31, 2003	3,326	843	2,483
New Admissions 2004	1,990	561	1,429
Live Discharges	1,346	360	986
Deaths	388	103	285
Total Patients December 31, 2004	3,582	941	2,641

Table LVIII

Ambulation Status of Patients in Personal Care Homes
as of December 31, 2004 and Total Days of Patient Care During 2004

	Total	Percent
Total Patients	3,582	100.0
Ambulant Patients	3,420	95.5
Non-ambulant Patients	162	4.5
Total Patient Days	1,072,666	

Table LIX
2004 Personal Care Home Admissions

	Total	Percent
Total	1,990	100.0
Hospital	480	24.1
Another Nursing Home	270	13.6
Own or Relative's House	1,025	51.5
Other	215	10.8

Table LX
2004 Personal Care Home Admissions by Fee Source

	Total	Percent
Total	1,990	100.0
Medicare	0	0.0
Medicaid	0	0.0
Patients and/or Relatives	1,960	98.5
VA Sponsored	4	0.2
Welfare Only	0	0.0
Welfare and Other Sources	0	0.0
All Other Sources	26	1.3

Table LXI

Disposition of Total Patients Discharged from Personal Care Homes
During 2004

	Total	Percent
Total	1,734	100.0
Deaths	388	22.4
Live Discharges	1,346	77.6
Returned to Own or Relatives Home	377	28.0
Transferred to Hospital	358	26.6
Transferred to Another Nursing Home	457	34.0
All Others	154	11.4

Table LXII

Selected Personal Care Home Data

	Patient Days	Total Admissions	Total Patients Served
Total	1, 072, 666	1, 990	5, 316
Adams	18, 469	29	77
Alcorn	20, 250	29	83
Attala	10, 220	14	52
Bolivar	0	60	102
Calhoun	5, 546	6	21
Chickasaw	7, 252	13	33
Clarke	0	4	18
Clay	6, 578	23	37
Coahoma	8, 337	10	30
Covington	0	8	26
DeSoto	21, 702	46	120
Forrest	51, 218	115	263
George	3, 610	26	72
Grenada	19, 182	41	88
Hancock	6, 225	15	36
Harri son	62, 169	143	302
Hinds	68, 439	106	395
I tawamba	16, 061	18	61
Jackson	41, 868	92	202
Jones	15, 313	42	97
Lafayette	33, 464	44	126
Lamar	6, 144	11	37
Lauderdal e	38, 996	53	160
Lawrence	3, 019	7	17
Lee	99, 066	146	421
Lefl ore	18, 136	26	66
Li ncol n	5, 148	15	33
Lowndes	58, 297	79	243
Madi son	91, 376	150	412
Mari on	7, 661	4	38
Marshal l	0	12	52
Monroe	32, 614	32	122
Neshoba	8, 235	9	32
Newton	21, 723	47	98
Noxubee	4, 444	6	17
Okti bbeha	16, 042	21	69
Panol a	6, 615	36	63
Pearl Ri ver	25, 554	45	135
Perry	0	17	27
Pi ke	22, 920	36	99
Pontotoc	0	5	18
Prenti ss	10, 272	7	31
Ranki n	61, 077	80	236
Scott	743	11	20
Si mpson	7, 320	15	37
Stone	0	0	0
Sunfl ower	9, 481	18	40

Table LXII Continued
 Selected Personal Care Home Data

	Patient Days	Total Admissions	Total Patients Served
Tippah	3,166	5	15
Tishomingo	0	36	99
Union	29,698	51	128
Warren	27,474	26	90
Washington	33,510	53	137
Wayne	5,283	28	49
Webster	0	5	11
Winston	2,102	12	19
Yalobusha	647	2	4

Appendix A

INSTRUCTIONS FOR PREPARATION

OF

ANNUAL REPORT FOR INSTITUTION FOR THE AGED OR INFIRM

PAGE 1

The information to be entered on Page 1 is mostly self-explanatory with the possible exception of the section regarding "Number of employees as of December 31, 2004." Only those who are employees of the institution and are paid by the institution should be shown. A part-time employee is one who works approximately forty (40) hours per week in the institution. A consultant should be counted as part-time.

In reporting the number of employees for the distinct parts - report only those employees who work on staff the distinct part.

PAGE 2

SECTION A. Number of patients by race and sex.

- Line 1. Enter number of patients in the facility at midnight on date shown. Enter race and sex in appropriate column. The entries on Line 1 must correspond with Line 5 of the 2003 report.
- Line 2. Enter number of patients admitted during the year by race and sex. It is possible that a person might have been admitted more than one time during the year.
- Line 3. Enter live discharges by race and sex.
- Line 4. Enter number of patients by race and sex who died in the facility.
- Line 5. Enter the number of patients by race and sex who were in the facility at midnight on date shown. The figures shown on Line 5 must equal the total of Lines 3 and 4 subtracted from the total of Lines 1 and 2. These figures must check both horizontally and vertically.

SECTION B. Source of fees at the time of admission for all patients admitted in 2004.

The source of fees for patients in 2004 will be the admissions in Section A, Line 2. Enter source of fees for payment at the time of admission. The total shown in Section B, Line 8, must be identical to the total shown in Section A, Line 2. Do not make any entry on Line 7 that will apply in Lines 1 through 6. Explain any entry on line 7 in "Remarks/Comments" section below.

SECTION C. Place from which patients were admitted in 2004.

Enter number of patients admitted from each of the places shown. Do not make any entry on Line 4 that will apply in Lines 1 through 3. Explain any entry on Line 4 in "Remarks/Comments" section below.

SECTION D. Number of patients served by age group during 2004

Show all patients served during the calendar year of 2004 in the appropriate age and sex group. This will be the same number of patients shown in Section A, Lines 1 and 2. Line 7 must equal the total of Lines 1 and 2 in Section A.

SECTION E. Total days of patient care rendered by facility during 2004.

Each day that a patient is in the facility is considered a patient day. Section E is the total of days for all patients served during the day.

SECTION F. Ambulation status of patients in the facility on December 31, 2004.

Note that Section F asks for ambulation status on one particular day, December 31, 2004. The total on Line 3 must be the same as the total on Line 5, Section A.

SECTION G. Disposition of live discharges in 2004.

Enter number of patients who were discharged from the facility to each of the places shown. Explain any entry on Line 4 in "Remarks/Comments" section below. The total shown on Line 5 must be the same as shown on Line 3 in Section A.

Please keep a copy of the completed annual report for reference in completing next year report.

2004 ANNUAL REPORT

NAME OF INSTITUTION: _____

STREET ADDRESS: _____

CITY: _____ ZIP _____ COUNTY _____ TELEPHONE NO. _____

FAX NO. _____

NAME OF LICENSEE: _____

NAME OF ADMINISTRATOR: _____

Classification of License 12/31/04 SNF _____ ICF/MR _____ PSY/RES _____ Personal Care _____
 Ownership of Facility 12/31/04 Public _____ Public Leased _____ Non-profit _____ Proprietary _____
 Medicare Certified Beds _____ Medicaid Certified Beds _____ Total Licensed Beds _____

Bed count-number of beds installed or set up for patients or residents on 12-31-04
 (total number of beds should not exceed bed capacity shown on license).

Number of rooms with one bed on 12/31/04 _____ ; Number of beds _____
 Number of rooms with 2 beds on 12/31/04 _____ ; Number of beds _____
 Number of rooms with 3 beds on 12/31/04 _____ ; Number of beds _____
 Number of rooms with 4 beds on 12/31/04 _____ ; Number of beds _____
 Number of rooms with 5 or more beds on 12/31/04 _____ ; Number of beds _____
 Other accommodations (specify) _____ ; Number of beds _____
 TOTAL NUMBER of beds installed or set up in all rooms on 12/31/04 _____

Number of employees as of 12/31/04. Enter each employee only in the major category in which he or she functions. If a registered professional nurse or a licensed practical nurse functions as an administrator, enter on administrator line and indicate whether an R.N. or L.P.N. A consultant should be counted as part-time.

CATEGORY	FULL-TIME	PART-TIME	FULL-TIME	PART-TIME
ADMINISTRATOR(s) _____			DIETITIAN (ADA) _____	
CLERICAL _____			FOOD SERVICE SUPERVISOR _____	
R.N.'s _____			COOKS & FOOD WORKERS _____	
L.P.N.'s _____			PHYSICAL THERAPIST _____	
AIDES & ORDERLIES _____			PHARMACIST _____	
HOUSEKEEPERS & MAIDS _____			OTHER WORKERS _____	
LAUNDRY WORKERS _____			TOTAL EMPLOYEES _____	

List as of 12/31/04 ALL R.N.'s by name, registration number and shift worked and all L.P.N.'s by name, license number and shift worked. List only those who function as a nurse.

NAME	REG. NO. FOR R.N.	LIC. NO. FOR L.P.N.	SHIFT WORKED
_____	_____	_____	_____
_____	_____	_____	_____
_____	_____	_____	_____
_____	_____	_____	_____
_____	_____	_____	_____

SECTION A. NUMBER OF PATIENTS BY RACE AND SEX

	BLACK MALES	WHITE MALES	OTHER MALES	BLACK FEMALES	WHITE FEMALES	OT FEM
1. Total Patients 12/31/03	_____	_____	_____	_____	_____	_____
2. New admissions 2004	_____	_____	_____	_____	_____	_____
3. Live discharges 2004	_____	_____	_____	_____	_____	_____
4. Died	_____	_____	_____	_____	_____	_____
5. TOTAL patients 12/31/04	_____	_____	_____	_____	_____	_____

SECTION B. SOURCE OF FEES AT TIME OF ADMISSION FOR PATIENTS ADMITTED IN 2004

1. Medicare _____
2. Medicaid _____
3. Patients and/or relatives _____
4. VA sponsored _____
5. Welfare only _____
6. Welfare and other sources _____
7. Other (specify) _____
8. TOTAL admissions in 2004 _____

SECTION E.

TOTAL days of patient care rendered
By facility during 2004 _____

SECTION F. AMBULATION STATUS OF PATIENTS IN HOME AS OF 12/31/04

1. Ambulant _____
2. Non-ambulant _____
3. TOTAL patients 12/31/04 _____

SECTION C. PLACE FROM WHICH PATIENTS WERE ADMITTED IN 2004.

1. Hospital _____
2. Another nursing home _____
3. Own or relative's home _____
4. Other (specify) _____
5. TOTAL admissions in 2004 _____

SECTION G. DISPOSITION OF LIVE DISCHARGES IN 2004.

1. Returned to own or relative's home _____
2. Transferred to a hospital _____
3. Transferred to another nursing home _____
4. Other (specify) _____
5. TOTAL live discharges in 2004 _____

SECTION D. NUMBER OF PATIENTS SERVED DURING 2004 BY AGE GROUP:

1. Under 18 years _____
2. 18 - 44 years _____
3. 45 - 64 years _____
4. 65 - 74 years _____

5. 75 - 84 years _____
6. 85 years and older _____
7. TOTAL patients served during 2004 _____

Minimum Rate \$ _____ per month: maximum rate \$ _____ per month.
Please attach current rate schedule.

Remarks: _____

I certify that the above information is correct to the best of my knowledge.

Date _____, _____

Signed _____

Appendix B

Table I

Nursing Homes, Bed Count, Patient Census, Patients Served,
And New Admissions by Type of Nursing Home and Year
All as of December 31, 1961-2001

Item and Type of Institution	1961	1962	1963	1964	1965
Counties with Institutions on December 31	36	36	39	39	39
Institutions on December 31:	96	97	102	99	93
Intensive Nursing Care	*	*	*	*	*
Skilled Nursing Care	*	*	*	*	*
Intermediate Nursing Care	*	*	*	*	*
Bed Count on December 31:	2,626	2,699	2,797#	2,811#	2,853
Intensive Nursing Care	*	*	*	*	*
Skilled Nursing Care	*	*	*	*	*
Intermediate Nursing Care	*	*	*	*	*
Patients on December 31:	1,958	2,107	2,221#	2,349	2,382
Intensive Nursing Care	*	*	*	*	*
Skilled Nursing Care	*	*	*	*	*
Intermediate Nursing Care	*	*	*	*	*
Patients Served during Year:	3,702	4,025	4,063#	4,259#	4,234
Intensive Nursing Care	*	*	*	*	*
Skilled Nursing Care	*	*	*	*	*
Intermediate Nursing Care	*	*	*	*	*
New Admissions During Year:	2,002	2,081	1,977#	2,084#	1,981
Intensive Nursing Care	*	*	*	*	*
Skilled Nursing Care	*	*	*	*	*
Intermediate Nursing Care	*	*	*	*	*

* Institutions were not classified by type until 1966.

Excludes beds or patients in one home for which no information was available.

Table I

1961-2001 Continued

Item and Type of Institution	1966	1967	1968	1969	1970
Counties with Institutions on December 31:	37	40	42	47	51
Institutions on December 31:	64	69	83	94	104
Intensive Nursing Care	2	2	2	3	2
Skilled Nursing Care	19	33	51	63	72
Intermediate Nursing Care	43	34	30	28	30
Bed Count on December 31:	2,838	3,230	4,314	5,334	6,126
Intensive Nursing Care	140	141	171	275	167
Skilled Nursing Care	957	1,848	3,008	3,954	4,736
Intermediate Nursing Care	1,741	1,241	1,135	1,105	1,223
Patients on December 31:	2,202	2,809	3,642	4,064	4,995
Intensive Nursing Care	47	98	115	160	91
Skilled Nursing Care	648	1,631	2,592	2,971	3,861
Intermediate Nursing Care	1,507	1,080	935	933	1,043
Patients Served during Year:	3,846	5,610	7,759	9,806	11,059
Intensive Nursing Care	90	302	527	590	450
Skilled Nursing Care	1,138	3,502	5,756	7,791	9,012
Intermediate Nursing Care	2,618	1,806	1,476	1,425	1,597
New Admissions During Year:	1,894	3,455	4,956	6,194	7,016
Intensive Nursing Care	67	249	429	475	379
Skilled Nursing Care	620	2,497	4,029	5,198	6,089
Intermediate Nursing Care	1,207	709	498	521	548

Table I

1961-2001 Continued

Item and Type of Institution	1971	1972	1973	1974	1975
Counties with Institutions on December 31:	52	53	54	60	61
Institutions on December 31:	109	112	114	126	130
Intensive Nursing Care	1	1	1	1	1
Skilled Nursing Care	73	79	84	99	102
Intermediate Nursing Care	35	32	29	26	27
Bed Count on December 31:	6,710	7,072	7,346	8,159	8,821
Intensive Nursing Care	63	64	64	64	41
Skilled Nursing Care	4,925	5,426	5,901	6,792	7,308
Intermediate Nursing Care	1,722	1,582	1,381	1,303	1,472
Patients on December 31:	5,859	5,866	6,980	7,737	8,384
Intensive Nursing Care	37	31	32	30	36
Skilled Nursing Care	4,263	4,953	5,667	6,502	6,968
Intermediate Nursing Care	1,559	1,444	1,281	1,205	1,380
Patients Served during Year:	11,775	11,460	12,382	13,572	14,130
Intensive Nursing Care	82	55	64	65	64
Skilled Nursing Care	9,348	9,222	10,441	11,728	12,032
Intermediate Nursing Care	2,345	2,183	1,877	1,779	2,034
New Admissions During Year:	6,898	5,667	5,923	6,345	6,559
Intensive Nursing Care	43	18	33	33	34
Skilled Nursing Care	6,020	4,868	5,260	5,751	5,600
Intermediate Nursing Care	835	781	630	561	925

Table I

1961-2001 Continued

Item and Type of Institution	1976	1977	1978	1979	1980
Counties with Institutions on December 31:	63	66	67	67	68
Institutions on December 31:	146	151	158	163&	165
Intensive Nursing Care	1	0	0	0	0
Skilled Nursing Care	110	116	126	130	128
Intermediate Nursing Care	35	35	32	32	37
Bed Count on December 31:	10,393	11,220	12,399	13,417	14,038
Intensive Nursing Care	41	0	0	0	0
Skilled Nursing Care	8,046	8,763	9,946	10,920	11,032
Intermediate Nursing Care	2,306	2,457	2,453	2,497	3,006
Patients on December 31:	9,740	10,600	11,760+	12,812	13,093*
Intensive Nursing Care	35	0	0	0	0
Skilled Nursing Care	7,665	8,357	9,531	10,474	10,631
Intermediate Nursing Care	2,040	2,243	2,229	2,338	2,462
Patients Served during Year:	15,941	17,161	18,881+	19,925	19,721*#
Intensive Nursing Care	51	0	0	0	0
Skilled Nursing Care	12,790	13,936	15,728	16,724	16,319
Intermediate Nursing Care	3,100	3,225	3,153	3,201	3,402
New Admissions During Year:	7,649	7,478	8,432+	8,148	7,185*#
Intensive Nursing Care	15	0	0	0	0
Skilled Nursing Care	5,916	6,156	7,180	6,970	5,867
Intermediate Nursing Care	1,718	1,322	1,252	1,178	1,318

& - Excludes patients in three facilities for which no information was available.

+ - In the original 1979 report four facilities which closed during the year were inadvertently included.

* - Excludes patients in two facilities for which no information was available.

- Includes patients from one facility which closed during the year.

Table I

1961-2001 Continued

Item and Type of Nursing Home	1981	1982	1983	1984
Counties with Nursing Homes on December 31:	72	72	72	72
Nursing Homes on December 31:	163	165	167	170
Skilled Nursing Care	32	32	32	35
Intermediate Nursing Care	29	27	28	31
Skilled/Intermediate	102	106	107	104
Bed Count on December 31:	13,455	13,793	14,091	14,171
Skilled Nursing Care	2,122	2,285	2,290	2,435
Intermediate Nursing Care	1,730	1,659	1,778	2,021
Skilled/Intermediate	9,603	9,849	10,023	9,715
Patients on December 31:	12,961	13,456	13,807	13,796
Skilled Nursing Care	1,998	2,236	2,227	2,356
Intermediate Nursing Care	1,636	1,586	1,640	1,906
Skilled/Intermediate	9,327	9,634	9,940	9,534
Patients Served During the Year:	19,753	19,866	19,813	20,904
Skilled Nursing Care	3,401	3,524	3,348	3,927
Intermediate Nursing Care	2,453	2,387	2,361	2,945
Skilled/Intermediate	13,899	13,955	14,104	14,032
New Admissions During the Year:	7,573	6,831	6,351	7,214
Skilled Nursing Care	1,408	1,315	1,111	1,700
Intermediate Nursing Care	904	853	857	1,099
Skilled/Intermediate	5,261	4,663	4,383	4,415

Table I

1961-2001 Continued

Item and Type of Nursing Home	1985	1986	1987	1988	1989
Counties with Nursing Homes on December 31:	71	72	72	73	74
Nursing Homes on December 31:	174	182	189	163	172
Skilled Nursing Care	37	47	65	35	38
Intermediate Nursing Care	36	44	47	21	21
Skilled/Intermediate	101	91	77	107	113
Bed Count on December 31:	14,472	14,613	14,763	14,949	15,450
Skilled Nursing Care	2,637	3,281	4,813	4,451	4,012
Intermediate Nursing Care	2,216	2,990	2,736	2,816	2,408
Skilled/Intermediate	9,619	8,342	7,214	7,682	9,030
Patients on December 31:	14,047	14,128	14,303	14,524	14,867
Skilled Nursing Care	2,522	3,122	4,668	4,310	3,779
Intermediate Nursing Care	2,063	2,831	2,586	2,740	2,319
Skilled/Intermediate	9,462	8,175	7,049	7,474	8,769
Patients Served During the Year:	21,142	21,680	21,695	21,684	22,220
Skilled Nursing Care	4,423	5,649	8,120	7,327	6,518
Intermediate Nursing Care	3,089	4,295	3,638	3,842	3,162
Skilled/Intermediate	13,630	11,736	9,937	10,515	12,540
New Admissions During the Year:	7,324	7,683	7,614	7,475	7,696
Skilled Nursing Care	1,949	2,487	3,173	3,019	2,806
Intermediate Nursing Care	1,126	1,526	1,419	1,163	871
Skilled/Intermediate	4,249	3,670	3,022	3,293	4,019

Table I

1961-2001 Continued

Item and Type of Nursing Home	1990	1991	1992	1993
Counties with Nursing Homes on December 31:	74	77	77	78
Nursing Homes on December 31:	166	170	173	173
Bed Count on December 31:	15,322	15,768	16,051	16,251
Patients on December 31:	15,000	15,374	15,693	15,781
Patients Served During the Year:	21,923	22,126	22,084	23,007
New Admissions During the Year:	7,344	7,121	6,713	7,361
Live Discharges During the Year:	3,864	3,842	3,486	4,140
Deaths During the Year:	3,059	2,910	2,905	3,086
Patient Days During the Year:	5,397,817	5,512,559	5,682,504	5,703,676

Table I

1961-2001 Continued

Item and Type of Nursing Home	1994	1995	1996	1997
Counties with Nursing Homes on December 31:	79	79	79	79
Nursing Homes on December 31:	174	175*	179	179
Bed Count on December 31:	16,371	16,531	17,208	17,335
Patients on December 31:	15,942	15,897	16,326	16,576
Patients Served During the Year:	23,717	24,402	25,352	27,211
New Admissions During the Year:	8,008	8,545	9,423	10,957
Live Discharges During the Year:	4,568	5,285	5,677	7,144
Deaths During the Year:	3,207	3,220	3,349	3,491
Patient Days During the Year:	5,728,105	5,763,387	5,870,540	5,967,856

*The Myrtles in Marion County did not submit a 1995 annual report.

Table I

1961-2001 Continued

Item and Type of Nursing Home	1998	1999	2000	2001
Counties with Nursing Homes on December 31:	79	79	80	81
Nursing Homes on December 31:	179*	181	189	193
Bed Count on December 31:	17,376	17,631	18,161	18,566
Patients on December 31:	16,508	16,588	16,504	16,720
Patients Served During the Year:	27,798	28,003	28,384	29,131
New Admissions During the Year:	11,280	11,460	11,798	12,632
Live Discharges During the Year:	7,670	7,729	7,923	8,532
Deaths During the Year:	3,620	3,686	3,957	3,879
Patient Days During the Year:	5,991,645	6,026,899	6,033,737	6,039,511

*Crawford Nursing Home in Hinds County is not included.

Table II

ICF/MR, Bed Count, Patient Census, Patients Served,
And New Admissions as of December 31, 1981-2001

	1981	1982	1983	1984
Counties with ICF/MRs on December 31:	10	10	10	10
ICF/MRs on December 31:	13	14	14	14
Bed Count on December 31:	1,338	1,577	1,582	1,582
Patients on December 31:	1,294	1,518	1,553	1,556
Patients Served During the Year:	1,503	1,791	1,812	1,771
New Admissions During the Year:	511	497	289	218

Table II

1981-2001 Continued

	1985	1986	1987	1988	1989
Counties with ICF/MRs on December 31:	9	9	9	9	9
ICF/MRs on December 31:	13	13	12	12	12
Bed Count on December 31:	1,565	1,572	1,622	1,622	1,622
Patients on December 31:	1,526	1,546	1,559	1,570	1,587
Patients Served During the Year:	1,759	1,824	1,832	1,820	1,850
New Admissions During the Year:	225	297	286	260	280

Table II

1981-2001 Continued

	1990	1991	1992	1993
Counties with ICF/MRs on December 31:	9	9	9	9
ICF/MR Facilities on December 31:	12	12	12	12
Bed Count on December 31:	1,876	1,856	1,856	1,970
Patients on December 31:	1,820	1,798	1,815	1,931
Patients Served During the Year:	2,110	2,025	1,977	2,124
New Admissions During the Year:	292	205	179	309
Live Discharges During the Year:	281	215	143	176
Deaths During the Year:	9	12	19	19
Patient Days During the Year:	655,672	644,383	656,806	690,919

Table II

1981-2001 Continued

	1994	1995	1996	1997
Counties with ICF/MRs on December 31:	9	9	9	9
ICF/MR Facilities on December 31:	12	12	12	13
Bed Count on December 31:	2,065	2,131	2,225	2,409
Patients on December 31:	2,020	2,109	2,190	2,335
Patients Served During the Year:	2,202	2,321	2,394	2,775
New Admissions During the Year:	271	301	285	514
Live Discharges During the Year:	164	186	174	406
Deaths During the Year:	18	26	30	34
Patient Days During the Year:	717,814	757,021	772,670	834,604

Table II

1981-2001 Continued

	1998	1999	2000	2001
Counties with ICF/MRs on December 31:	9	9	9	9
ICF/MR Facilities on December 31:	13	13	13	13
Bed Count on December 31:	2,480	2,538	2,611	2,639
Patients on December 31:	2,409	2,484	2,484	2,581
Patients Served During the Year:	2,665	2,740	2,881	2,930
New Admissions During the Year:	329	331	397	380
Live Discharges During the Year:	218	223	279	307
Deaths During the Year:	39	33	52	42
Patient Days During the Year:	834,604	893,381	925,759	936,510

Table III

Psychiatric Residential Treatment Facility Bed count, Patient Census,
Patients Served, and New Admissions as of December 31, 1994-2000

	1994	1995	1996
Counties with Psy/Res Treatment Fac. on December 31:	2	4	4
Psy/Res Treatment Fac. on December 31:	2	4	4
Bed Count on December 31:	88	158	147
Patients on December 31:	107	111	98
Patients Served During the Year:	170	234	385
New Admissions During the Year:	73	147	274
Live Discharges During the Year:	63	123	287
Deaths During the Year:	0	0	0
Patient Days During the Year:	8,038	35,103	40,344

Table III

1994-2000 Continued

	1997	1998	1999
Counties with Psy/Res Treatment Fac. on December 31:	5	5	4
Psy/Res Treatment Fac. on December 31:	5	5	4
Bed Count on December 31:	177	196	166
Patients on December 31:	135	160	142
Patients Served During the Year:	480	758	476
New Admissions During the Year:	382	391	332
Live Discharges During the Year:	345	367	334
Deaths During the Year:	0	0	0
Patient Days During the Year:	44,965	58,569	51,160

Table III
1994-2000 Continued

	2000
Counties with Psy/Res Treatment Fac. on December 31:	5
Psy/Res Treatment Fac. on December 31:	5
Bed Count on December 31:	203
Patients on December 31:	184
Patients Served During the Year:	575
New Admissions During the Year:	433
Live Discharges During the Year:	391
Deaths During the Year:	0
Patient Days During the Year:	61,928

Table IV

Personal Care Homes, Bed Count, Patient Census, Patients Served,
And New Admissions as of December 31, 1966-2001

	1966	1967	1968	1969	1970
Counties with Personal Care Homes on December 31:	14	13	12	12	11
Institutions on December 31:	22	18	16	15	12
Bed Count on December 31:	324	277	223	207	165
Patients on December 31:	280	235	197	175	150
Patients Served during Year:	597	510	476	248	187
New Admissions During Year:	314	294	277	74	43
Live Discharges During Year:	92	51	44	65	35
Deaths During Year:	24	28	9	8	2
Inpatient Days During Year:	103,270	72,283	60,085	63,003	52,363

Table IV

1966-2001 Continued

	1971	1972	1973	1974	1975
Counties with Personal Care Homes on December 31:	12	12	11	N/A	N/A
Institutions on December 31:	13	13	12	8	9
Bed Count on December 31:	266	272	252	167	189
Patients on December 31:	208	201	168	105	111
Patients Served during Year:	263	243	221	130	137
New Admissions During Year:	43	36	29	19	16
Live Discharges During Year:	42	31	42	19	21
Deaths During Year:	13	11	11	6	5
Inpatient Days During Year:	74,455	74,052	66,930	N/A	N/A

Table IV

1966-2001 Continued

	1976	1977	1978	1979	1980
Counties with Institutions on December 31:	9	7	8	N/A	8
Institutions on December 31:	9	9	9	9	11
Bed Count on December 31:	187	199	161	155	177
Patients on December 31:	110	121	107	112	139
Patients Served During Year:	135	159	135	130	188
New Admissions During Year:	24	39	22	20	54
Live Discharges During Year:	21	35	27	11	40
Deaths During Year:	4	3	1	7	9
Inpatient Days During Year:	N/A	N/A	40,528	39,064	47,006

Table IV

1966-2001 Continued

	1981	1982	1983	1984
Counties with Personal Care Homes on December 31:	6	7	11	15
Personal Care Homes on December 31:	14	18	33	41
Bed Count on December 31:	193	293	509	617
Patients on December 31:	168	240	421	493
Patients Served During the Year:	N/A	294	586	720
New Admissions During the Year:	N/A	152	337	296
Live Discharges During the Year:	N/A	52	155	217
Deaths During the Year:	N/A	2	12	10
Inpatient Days During Year:	N/A	60,376	113,243	171,367

Table IV

1966-2001 Continued

	1985	1986	1987	1988	1989
Counties with Personal Care Homes on December 31:	16	24	24	26	28
Personal Care Homes on December 31:	48	65	70	76	79
Bed Count on December 31:	782	1,064	1,206	1,339	1,476
Patients on December 31:	605	732	906	974	1,041
Patients Served During the Year:	936	1,173	1,415	1,510	1,610
New Admissions During the Year:	452	572	733	626	713
Live Discharges During the Year:	318	425	471	504	542
Deaths During the Year:	16	17	39	32	27
Patient Days During Year:	199,945	234,613	291,609	332,713	359,511

Table IV

1966-2001 Continued

	1990	1991	1992	1993
Counties with Personal Care Homes on December 31:	33	36	37	40
Personal Care Homes on December 31:	89	102	111	124
Bed Count on December 31:	1,745	2,005	2,302	2,477
Patients on December 31:	1,229	1,420	1,665	1,859
Patients Served During the Year:	1,907	2,285	2,567	2,825
New Admissions During the Year:	890	1,036	1,123	1,227
Live Discharges During the Year:	636	795	824	873
Deaths During the Year:	44	70	78	93
Patient Days During the Year:	401,147	486,542	563,430	608,894

Table IV

1966-2001 Continued

	1994	1995	1996	1997
Counties with Personal Care Homes on December 31:	39	43	50	51
Personal Care Homes on December 31:	128	140	153	159
Bed Count on December 31:	2,490	2,710	2,856	3,392
Patients on December 31:	1,798	1,976	1,821	2,242
Patients Served During the Year:	2,910	3,090	2,950	3,439
New Admissions During the Year:	1,273	1,353	1,229	1,544
Live Discharges During the Year:	990	1,014	990	1,040
Deaths During the Year:	122	100	139	158
Patient Days During the Year:	592,642	657,255	620,742	643,081

Table IV

1966-2001 Continued

	1998	1999	2000	2001
Counties with Personal Care Homes on December 31:	33	56	53	57
Personal Care Homes on December 31:	89	194	203	190
Bed Count on December 31:	1,745	4,710	5,013	4,826
Patients on December 31:	1,229	3,074	3,360	3,191
Patients Served During the Year:	1,907	4,569	5,028	5,174
New Admissions During the Year:	890	2,115	2,045	1,983
Live Discharges During the Year:	636	1,265	1,413	1,462
Deaths During the Year:	44	230	260	334
Patient Days During the Year:	401,147	713,486	789,382	917,944

Appendix C

Nursing Facility Beds by County 1994-2004

County	1994	2004
Total	16,371	19,099
Adams County	274	259
Adams County Nursing Center	120	105
Gl enburney Heal thcare	96	96
Trace Haven Heal th and Rehab	58	58
Al corn County	259	264
Corinth Heal th and Rehab	95	95
Mississippi Care Center of Al corn County	120	125
Whitfi eld Nursi ng Home	44	44
Ami te County		
Li berty Communi ty Li vi ng Center		80
Attal a County		270
Attal a County Nursi ng Center	119	120
Mississippi State Veterans Home Kosci usko		150
Benton County		
Briar Crest Extended Care	60	60
Bolivar County	409	410
Bolivar Heal th and Rehab Center	75	75
Bolivar Medical Center	34	35
Cleveland Nursi ng and Rehab Center	120	120
Oak Grove Retirement Home	60	60
Shelby Nursi ng and Rehab	120	120
Cal houn County	142	155
Bruce Nursi ng Center	22	35
Cal houn County Nursi ng Home	120	120
Carroll County		
Vai den Communi ty Li vi ng Center		60
Chi ckasaw County	132	139
Floy Dyer Manor	66	66
Shearer Ri chardson Memori al Nursi ng Home	66	73
Choctaw County		
Choctaw County Nursi ng Center	60	73
Clai borne County		
Clai borne County Nursi ng Center	66	77

Nursing Facility Beds by County 1994-2004

County	1994	2004
Clarke County	130	135
H. C. Watkins Memorial Hospital	10	15
Lakeside Living Center	120	120
Clay County	180	180
Dugan Memorial Home	60	60
West Point Community Living Center	120	120
Coahoma County	206	186
Clarksdale Nursing Center	120	120
Greenbough Nursing Center	66	66
Northwest Mississippi Regional Medical Center	20	
Copiah County		180
Copiah Living Center		60
Pine Crest Guest Home	120	120
Covington County		210
Covington County Nursing Home	60	60
Mississippi State Veterans Home Collins		150
DeSoto County		320
Beverly Healthcare Southaven		140
Desoto Healthcare Center	120	120
Landmark of DeSoto		60
Forrest County	656	556
Bedford Care Center of Hattiesburg	192	192
Bedford Care Center Monroe Hall	220	120
Bedford Care Center of Petal	60	60
Hattiesburg Convalescent Center	184	184
Franklin County		
Meadville Convalescent Home	60	60
George County		
Glenoaks Nursing Center	60	60
Greene County	100	120
Brookwood Manor Nursing Center	60	60
Greene Rural Health Center	40	60
Grenada County	257	257
Grenada Health and Rehab Center	137	137
Grenada Living Center	120	120

Nursing Facility Beds by County 1994-2004

County	1994	2004
Hancock County	133	231
Dunbar Village Terrace	89	99
Woodland Village Nursing Center	44	132
Harrison County	781	856
Biloxi Community Living Center	220	240
The Boyington	120	120
Dixie White House Nursing Home	60	60
Driftwood Nursing Center	141	151
Lakeview Nursing Center	60	105
Miramar Lodge Healthcare	180	180
Hinds County	1,403	1,577
Belhaven Nursing Center	60	60
Care Center of Clinton	121	121
Chadwick Nursing and Rehab Center	102	102
Clinton Health & Rehab	135	145
Community Nursing Home	60	60
Compere's Nursing Home	60	60
Cottage Grove Nursing Home	60	120
Forest Hill Nursing Center	71	87
Hinds County Nursing and Rehab Center	119	119
Lakeland Nursing and Rehab	105	105
Magnolia Nursing Center	60	60
Manhattan Nursing and Rehab Center	180	180
Mississippi State Veterans Home Jackson	150	150
Pleasant Hills Community Living Center	120	120
Willow Creek Retirement Center		88
Holmes County	120	148
Lexington Manor Nursing Center	60	68
University Hospital Nursing Center Durant	60	80
Humphreys County		
Humphreys County Nursing Center	60	60
Itawamba County		196
Courtyards Community Living Center		66
Daniel Health Care	120	130

Nursing Facility Beds by County 1994-2004

County	1994	2004
Jackson County	366	528
Ocean Springs Nursing Center	103	115
Plaza Community Living Center	120	120
River Chase Village		60
Singing River Rehab and Nursing	143	160
Sunplex Subacute Center		73
Jasper County		
Jasper County Nursing Home	94	110
Jefferson County		
Jefferson County Nursing Home	50	60
Jeff Davis County		
Prentiss Regional ECF	60	60
Jones County	507	438
Care Center of Laurel	130	130
Comfortcare Nursing Center	40	126
Jones County Rest Home	122	122
Lakeview Nursing Facility	155	
Laurelwood Community Living Center	60	60
Kemper County	79	81
Kemper Home Place Nursing Facility	19	21
Mississippi Care Center of DeKalb	60	60
Lafayette County	172	330
Golden Years Retirement Home	37	
Graceland Care Center of Oxford	135	180
Mississippi State Veterans Home Oxford		150
Lamar County		170
Adventist Health Center	120	120
Windham House		50
Lauderdale County	771	808
Beverly Healthcare Broadmoor	120	120
Guardian Angel Healthcare, Inc	90	128
Meridian Community Living Center	58	58
Poplar Springs Nursing Center	120	110
Riley Nursing Center	82	82
Queen City Nursing Center	73	84
Reginald P White Nursing Facility	228	226

Nursing Facility Beds by County 1994-2004

County	1994	2004
Lawrence County		
Lawrence County Nursing Center	60	60
Leake County	134	143
Carthage Health Care Center	90	99
Leake Memorial ECF	44	44
Lee County	450	487
Beverly Healthcare Eason	120	120
Cedars Health Center	130	140
NMMC Baldwin Nursing Facility	80	107
Tupelo Nursing and Rehab Center	120	120
Leflore County	410	410
Golden Age	180	180
Greenwood Health and Rehab Center	110	110
Pemberton Manor	120	120
Lincoln County	299	320
Beverly Healthcare Brookhaven	58	58
Countrybrook Living Center	121	121
Haven Hall Healthcare Center	60	81
Silver Cross Home	60	60
Lowndes County	180	380
Aurora Australis Lodge	120	120
Trinity Healthcare Center		60
Vineyard Court Nursing Center	60	60
The Windsor Place Nursing and Rehab Center		140
Madison County	240	455
The Arbor		60
Highland Home		120
Madison County Nursing Home	60	95
The Nichols Center	60	60
St Catherine's Village Sienna Center	120	120
Marion County	252	297
Columbia Health and Rehab Center	119	119
The Grove	60	80
The Myrtles Nursing Center	73	98
Marshall County		
Trinity Mission Health and Rehab	120	120

Nursing Facility Beds by County 1994-2004

County	1994	2004
Monroe County	240	332
Beverly Healthcare Amory	120	152
Care Center of Aberdeen	120	120
River Place Nursing Center		60
Montgomery County		
Winnona Manor Nursing Home	120	120
Neshoba County	300	328
Choctaw Residential Center	120	120
Hilltop Manor	60	60
Neshoba County Nursing Home	120	148
Newton County		
Bedford Care Center of Newton	120	120
Noxubee County		
Noxubee County Nursing Home	60	60
Oktoberfest County		179
Carriington Nursing Center		60
Starkville Manor Healthcare	119	119
Panola County	180	190
Beverly Healthcare Batesville	120	130
Sardis Community Nursing Home	60	60
Pearl River County	180	246
Covenant Health and Rehab of Picaune	120	120
Pearl River County Nursing Home	60	126
Perry County		
Perry County Nursing Center	60	60
Pike County	265	315
Camellia Estates		30
McComb Extended Care	145	145
McComb Nursing and Rehab Center	120	140
Pontotoc County	164	164
Graceland Care Center of Pontotoc	60	60
Pontotoc Nursing Home	44	44
Sunshine Rest Home	60	60

Nursing Facility Beds by County 1994-2004

County	1994	2004
Prentiss County		144
The Landmark Nursing and Rehab		80
Longwood Community Living Center	64	64
Quitman County		
Quitman County Nursing Home	60	60
Rankin County	747	929
Brandon Court		100
Brandon Nursing and Rehab Center	230	230
Briar Hill Rest Home	60	60
Methodist Specialty Care Center		60
Jaquith Nursing Home Adams Inn	457	59
Jaquith Nursing Home Jaquith Inn		87
Jaquith Nursing Home Jefferson Inn		86
Jaquith Nursing Home Madison Inn		85
Jaquith Nursing Home Monroe Hall		88
Jaquith Nursing Home Washington		74
Scott County	150	150
Lackey Convalescent Home	30	30
Mississippi Care Center of Morton	120	120
Sharkey County		
Heritage Manor Rolling Fork	60	54
Simpson County	180	180
Bedford Care Center of Mendenhall	60	60
Hillcrest Nursing Center	120	120
Smith County		
Rolling Acres Retirement Center	121	121
Stone County		208
Azalea Gardens Nursing Center	137	149
Stone County Nursing and Rehab		59
Sunflower County	207	236
Indiana Health and Rehab	75	75
Ruleville Nursing and Rehab Center	90	109
Walter B Crook Nursing Facility	42	52
Tallahatchie County		
Tallahatchie General Hospital ECF	61	68

Nursing Facility Beds by County 1994-2004

County	1994	2004
Tate County		
Senatobia Convalescent Center	120	120
Tippah County	216	250
Beverly Healthcare Ripley	120	150
Rest Haven Nursing Home	60	60
Tippah County Nursing Home	36	40
Tishomingo County	156	178
Tishomingo Community Living Center	36	73
Tishomingo Manor	120	105
Tunica County		
Tunica Nursing Home	60	60
Union County		
Graceland Care Center of New Albany	120	120
Walthall County	120	137
Beverly Healthcare Tylertown	60	60
Bilidora Nursing Home	60	77
Warren County	410	411
Covenant Health and Rehab of Vicksburg	120	120
Heritage House Nursing Center	60	60
River Region Health System SNF	31	31
Shady Lawn Nursing Home	99	100
Vicksburg Convalescent Home	100	100
Washington County	356	296
Arnold Avenue Nursing Home	60	60
Autumn Leaves Nursing Home	60	60
Legacy Manor Nursing and Rehab	120	60
Mississippi Care Center of Greenville	116	116
Wayne County		
Pine View Health Care Center	73	90
Webster County	129	154
Beverly Healthcare Eupora	99	119
Webster Health Services	30	35
Wilkinson County		
Wilkinson County Nursing Center	105	105

Nursing Facility Beds by County 1994-2004

<u>County</u>	<u>1994</u>	<u>2004</u>
Winston County	180	180
Care Center of Louisville	60	60
Winston County Nursing Home	120	120
Yalobusha County		
Yalobusha County Nursing Home	59	77
Yazoo County	221	221
Martha Coker Convalescent Home	41	41
Yazoo City Health and Rehab Center	180	180

ICF/MR Beds by County 1994-2004

County	1994	2004
Total	2,065	2,724
Coahoma County Delta Manor	120	132
Harrison County South Mississippi Regional Center	200	260
Jones County	497	712
Clover Circle ICF/MR	142	197
Hillside ICF/MR	138	138
Pecan Grove ICF/MR	217	283
Paul D. Cotten ICF/MR		94
Lafayette County Woodlane ICF/MR	315	470
Lincoln County Lincoln Residential Center	140	140
Madison County Canton Manor	120	132
Oktober County Rolling Hills Center	120	140
Rankin County Hudspeth Regional Center	325	415
Simpson County	228	323
Millcreek ICF/MR	79	125
W. L. Jaquith ICF/MR	149	198

Psychiatric Residential Treatment Facility Beds by County 1994-2004

County	1994	2004
Total	88	310
DeSoto County Parkwood Behavioral Health System		40
Harrison County Specialized Treatment Facility		48
Hinds County Cares Center	22	44
Lauderdale County The Crossings		40
Pontotoc County Millcreek of Pontotoc		51
Simpson County Millcreek Psy Res/Treatment	66	57
Winston County Diamond Grove Center		30

Personal Care Home Beds by County 1994-2004

County	1994	2004
Total	2,490	4,731
Adams County	51	61
Arnold's Personal Care Home	16	15
Magnolia House	35	46
Alcorn County		69
Country Cottage Assisted Living		29
Dogwood Plantation of Corinth		40
Attala County	17	40
Atwood Personal Care Home #1	9	9
Atwood Personal Care Home #2		31
South Haven Personal Care Home	8	
Benton County		
Oak Hill Personal Care Home	14	
Bolivar County		145
Cleveland Personal Care Home Residential Living Ctr		78
Cornerstone Personal Care Home		16
Indywood Estate		38
Lawson Personal Care Home		13
Calhoun County		
Bruce Nursing Center		20
Chickasaw County		
Langford's Magnolia Personal Care Home		24
Clarke County	44	
Depot Street Love and Care	12	
Falling Creek Retirement Center	12	
Golden Meadow		20
H. C. Watkins Memorial Hospital	8	
Parke Avenue Love and Care	12	
Clay County		28
Fondren's Personal Care Home	7	7
Waverly Care Home		21
Coahoma County		
Flowers Glen Personal Care	26	36

Personal Care Home Beds by County 1994-2004

County	1994	2004
Covington County		
Covington Ridge		29
DeSoto County		95
Hermitege Gardens		65
Wesley Meadows Retirement Community		30
Forrest County	102	182
The Arlington	72	
Country Comfort		16
Hartford Place	20	20
Jamison Personal Care Home	10	
Loyalton of Hattiesburg		90
Pine Meadow Special Care Center		56
George County		59
Benndale Personal Care		11
Golden Age Home	10	10
Ramsey Springs Village		15
Silvercrest Personal Care		9
Smith Manor		14
Grenada County		65
Graceland of Grenada		38
Graceland of Grenada North	18	20
Stanford House Personal Care Home		7
Hancock County	70	26
Dunbar Village Courtyard	54	24
Woodland Village Nursing Center	16	2
Harrison County	139	275
A Connecting Heart		8
Alpha Personal Care Home		14
Azalea Manor Retirement Home	14	
Chapman Oaks Inc	20	15
Jackson's Personal Care Home	11	
The Kare Centre Personal Car	20	
Loyalton of Biloxi		105
Rebekah's House		8
Seashore Personal Care	50	50
Twin Oaks @ Pass Christian		55
Westchester Personal Care Home	24	20

Personal Care Home Beds by County 1994-2004

County	1994	2004
Hinds County	424	344
Alpha & Omega Personal Care Home		13
Ann's Personal Care Home	18	
Armstrong's Personal Care Home	16	
Autumn Light		23
Campbell's Personal Care Home	14	6
Central Mississippi Personal Care Home	13	13
Community Health and Welfare (Closed)	14	
Eldercare Personal Care Home	14	11
Erie Personal Care Home		11
Evans Personal Care Home	13	
F&K Personal Care Home	4	
Gena's Four Seasons		8
Hope Personal Care Home		18
Hunt Street Personal Care Home	11	
Ingram Personal Care Home	58	
Izora's Personal Care Home	12	12
Lou's Personal Care Home	6	6
McAllister's Personal Care Home		11
Myles Retreat Home for the Golden Age (Closed)	24	
North Grove Personal Care	34	34
Northside Haven Personal Care	17	
Parker's Personal Care Home	16	16
Pollard Guest Home	12	
Pope's Personal Care Home	6	6
Ramsey's Personal Care Home	12	12
Riggs Manor Retirement Community Assisted Living		32
Rose Manor Personal Care Home	28	
St David's Personal Care Home		8
Spirit of Life Personal Care	23	
Strickland's Personal Care Home	6	6
T's Personal Care Home		10
Teat's Personal Care Home	16	
Trace Point Retirement		88
Wells Personal Care Home	5	
Wheeler's Personal Care	8	
Whispering Pines	14	
Williams Personal Care Home	10	
Holmes County		
University Hospital Nursing Center	20	

Personal Care Home Beds by County 1994-2004

County	1994	2004
Itawamba County		62
Countrywood Plantation		16
Dogwood Plantation of Fulton		32
Phillips Personal Care Home	14	14
Jackson County	180	177
A New Beginning Care Center		11
Alternative Personal Care Home		12
Casa De Lola Assisted Living		15
Chateau DeVille Personal Care	17	
Dorchester Arms	32	34
The Gardens		49
The Gardens at Bay Towers	42	36
Gautier Personal Care Home	39	
Home Share of Ocean Springs	10	
Jackson County Personal Care	20	
Majestic Personal Care Home	20	20
Jones County	102	118
ComfortCare Assisted Living		12
Cottonwood Manor		24
Hazel's Personal Care Home	14	
Magnolia Gardens Assisted Living	52	28
Northview Villa Personal Care	27	54
State Manor	9	
Lafayette County		99
Azalea Court		35
Hermitage Gardens of Oxford		64
Lamar County		34
Magnolia Place		18
Windham House		16
Lauderdale County	87	155
Aldersgate Personal Care		60
Benchmark Health Care	62	
McCoy Personal Care Home	15	15
Queen City Personal Care Home	10	
Silverleaf Manor		80
Lawrence County		
Heritage Manor Personal Care Home		12
Lawrence County Hospital Personal Care	11	

Personal Care Home Beds by County 1994-2004

County	1994	2004
Leake County		
Walnut Grove TLC	12	
Lee County	103	348
Avonlea Assisted Living & Retirement		56
Davis Personal Care Home	19	
Eastpark Manor Personal Care	18	
Golden Age Personal Care	6	
Homeplace Assisted Living		72
The HomePlace of Nettleton		7
Meadow Hills Personal Care Home		16
Mitchell Center Personal Care	60	60
Riverbriar Residence		30
Rosewood Residence		75
Samaritan Garden Personal Care Home		32
Leflore County		
Indywood Glen		60
Life Help Alternative Living	22	
Lincoln County	22	32
Haven Hall Healthcare Center		15
New Dawn Retirement Center		8
Serenity Personal Care Home	9	9
Shady Oaks Personal Care Home	13	
Lowndes County	143	205
The Arrington		55
Cherub's Personal Care Home	10	13
Collegeview Personal Care Home	6	6
Dale Personal Care Home #1	10	
Golden Age Care Home	9	
Grand's Place	11	
Homeplace of Columbus	10	62
Lakewood Personal Care	7	7
Quality Care Personal Care	18	
Trinity Place Personal Care	62	62

Personal Care Home Beds by County 1994-2004

County	1994	2004
Madison County	212	311
Chateau Ridgeland	45	
Christian Care Assisted Living	31	31
Old Ladies Home Association	20	20
The Orchard Personal Care Home	56	61
Ridgeland Point Assisted Living		100
St Catherine's Village Campbell Cove		36
St Catherine's Village Marion Hill	60	60
Seasons		3
Marion County	86	56
Bar-Sel Personal Care	11	11
The Grove		8
Haven House	14	
Kendall House Personal Care	8	
Myrtles Health Care Facility	45	
Sandy Hook Estate Personal Care Home		14
Star B Rest Home Personal Care Home	8	23
Marshall County		
Christopher's Personal Care Home		46
Monroe County		141
Garden Suites Assisted Living		22
Monroe County Rest Home	12	12
Oak Tree Plantation		34
Pillars of Aberdeen		73
Neshoba County		36
Bee Hive Homes of Philadelphia		14
Elder Care	14	
Neshoba County Nursing Home		22
Newton County	99	99
Central Mississippi Residential Center		48
Home Away from Home	8	
Home Away from Home II	6	
Magnolia Regional Residential Living		27
Newton Regional Hospital	50	
Southern Comfort Personal Care I	11	
Woodland Court	24	24
Noxubee County	23	25
Brooksville Assisted Living Home		10
Classic House Personal Care	8	
Elderly Care Center	15	15

Personal Care Home Beds by County 1994-2004

County	1994	2004
Oktoberfest County	87	55
Cantrell's Personal Care Home	16	15
Maben Personal Care Home	13	
O'Brian's Personal Care Home	22	22
Scribner Personal Care Home	18	18
TLC Personal Care Home #1	10	
TLC Personal Care Home #2	8	
Panola County		
Fairfield of Batesville		46
Pearl River County	76	144
Magnolia Personal Care	62	78
New Country Living Personal Care Home	14	14
Our Place		12
Our Place II		9
Shady Oaks of Carriere		11
Southern Pines Personal Care Home		20
Perry County		22
Community Assisted Living		12
Friends Personal Care Home		10
Pike County		108
Aston Court Retirement Community		50
Camellia Estates		48
McComb Nursing & Rehab Center		10
Pontotoc County	76	
Church Street Personal Care		14
The Nisbet Magnolia Manor	15	
Sunshine Personal Care Home	15	
Windham House, Inc. North	11	
Windham House, Inc. Annex	35	
Prentiss County		
Honeysuckle Cottage Personal Care	30	
The Landmark Community		40
Rankin County		200
Brandon Court		6
Briar Hill Rest Home Personal Care Home	4	2
Heritage House of Castlewoods		110
O'McDougle's Love & Care Home		11
Peach Tree Village		71

Personal Care Home Beds by County 1994-2004

County	1994	2004
Scott County		26
Bee Hive Homes of Forest		14
Magnolia Manor		12
Simpson County	50	33
Bryant's Residential Care Facility	21	21
The Castin Personal Care Home	15	
Chatea Ray Personal Care Home	14	
La Dora Acres Assisted Living		12
Stone County		
Stone County Nursing & Rehab		1
Sunflower County		43
Indywood		32
Rulerville Nursing & Rehab Center		11
Tippah County		
Beverly Healthcare Personal Care		10
Ti shomingo County		70
Carri ngton House		18
Southern Magnolia Estates		34
Southern Magnolia Estates II		18
Uni on County		106
Dogwood Plantation New Albany		24
Green Oak Manor Personal Care Home		12
Magnolia Place of New Albany		50
Rolling Hills Personal Care	15	
Sunshine Inn		20
Warren County	33	77
Belmont Gardens Personal Care		25
Belmont Place Personal Care Home		11
Heritage House Assisted Living	19	41
Lovin' Care Personal Care Home	14	
Washington County		103
Magnolia Gardens of Greenville		48
Wellington Place of Greenville		55

Personal Care Home Beds by County 1994-2004

<u>County</u>	<u>1994</u>	<u>2004</u>
Wayne County	28	57
Brookwood Villa Personal Care		24
Personal Care Retirement Home	11	
Pine View Health Care Center		3
Southern Living Assisted Living	9	30
Total Care of Waynesboro	8	
Webster County		
Vickers Personal Care Home		13
Winston County		27
Community Care Inn	7	
JRS & J Adult Care Center		12
Lakeside Village		15
Yalobusha		
Yalobusha County Assisted Living		2

Appendix D

Licensed and Certified Long-Term Care Facilities

Adams County

Adams County Nursing Center
587 John R. Junkin Drive
Natchez, Mississippi 39120
Phone: 601-446-8426
Fax: 601-446-8474

Adams Community Care Center,
Licensee
Edward E. Crow, Administrator
Non-profit
Medicaid/Medicare
Capacity: 105
Decreased from 120 9/01/04

Glenburney Healthcare
(Formerly Glenburney Nursing &
Rehab Center)
555 John R. Junkin Drive
Natchez, Mississippi 39120
Phone: 601-442-4395
Fax: 601-442-0321
Centennial Healthcare Property,
Licensee
Amanda K. Floyd, Administrator
Proprietary
Medicaid/Medicare
Capacity: 96

Trace Haven Health and Rehab
344 Arlington Avenue
Natchez, Mississippi 39120
Phone: 601-442-4393
Fax: 601-446-8909
National Heritage Realty, Licensee
Linda T. Craign, Administrator
Proprietary
Medicaid/Medicare
Capacity: 58

Alcorn County

Corinth Health & Rehab. Center
302 Alcorn Drive
Corinth, Mississippi 38834
Phone: 662-286-2286
Fax: 662-286-2289
National Heritage Realty, Licensee
Robin C. Skelton, Administrator
Proprietary
Medicaid/Medicare
Capacity: 95

Mississippi Care Center of Alcorn
County
(Formerly Alcorn County Rehab &
Health)
3701 Joanne Drive
Corinth, Mississippi 38834
Phone: 662-287-8071
Fax: 662-287-8073
Edward L. Kuntz, Licensee
Lisa Hosford, Administrator
Proprietary
Medicaid/Medicare
Capacity: 125

Whitfield Nursing Home Inc.
2101 East Proper Street
P. O. Drawer 1425
Corinth, Mississippi 38834
Phone: 662-286-3331
Fax: 662-286-0026
Ann J. Whitfield, Licensee
Sarah J. Whitfield, Administrator
Proprietary
Medicaid
Capacity: 44

Amite County

Liberty Community Living Center
323 Industrial Park Drive
P. O. Box 676
Liberty, Mississippi 39645
Phone: 601-657-1000
Fax: 601-657-1008
Community Living Center of Liberty,
Licensee
Sally T. McCoy, Administrator
Proprietary
Capacity: 80

Attala County

Attala County Nursing Center
326 Highway 12 West
Kosciusko, Mississippi 39090
Phone: 662-289-1200
Fax: 662-289-3070
Attala Community Care Center,
Licensee
Gary A. Cochran, Administrator
Proprietary
Medicaid/Medicare
Capacity: 120

Mississippi State Veteran's Home
310 Autumn Ridge Drive
Kosciusko, Mississippi 39090
Phone: 662-289-7809
Fax: 662-289-1569
Andrian A. Griice, Licensee
Sandras A. Anderson, Administrator
Public
Non-Profits
Capacity: 150

Benton County

Briar Crest Extended Care
16056 Boundary Drive
P. O. Box 490
Ashland, Mississippi 38603
Phone: 662-224-6196
Fax: 662-224-6899
Vanguard of Ashland, Licensee
Kelly J. Fesmiere, Administrator
Proprietary
Medicaid/Medicare
Capacity: 60

Bolivar County

Bolivar Health & Rehab. Center
200 Martin L. King Jr. Drive
Cleveland, Mississippi 38732
Phone: 662-843-5347
Fax: 662-843-0751
National Heritage Realty, Licensee
D. L. Westbrooke, Administrator
Public
Medicaid/Medicare
Capacity: 75

Bolivar Medical Center Long Term
Care Fac.
901 East Sunflower Road
P. O. Box 1380
Cleveland, Mississippi 38732
Phone: 662-846-2508
Fax: 662-846-2521
Ruth McDaniell, Licensee
Patricia D. Rowe, Administrator
Proprietary
Medicaid
Capacity: 35

Cleveland Nursing and Rehab. Center
4036 Highway 8, East
P. O. Box 1688
Cleveland, Mississippi 38732
Phone: 662-843-4014
Fax: 662-843-5401
Cleveland Nursing & Rehab Center,
Licensee
Kathryn F. Conn, Administrator
Proprietary
Medicaid/Medicare
Capacity: 120

Oak Grove Retirement Home, Inc.
209 Oak Circle
P. O. Box 198
Duncan, Mississippi 38740
Phone: 662-395-2577
Fax: 662-395-2568
Charles E. Smith, Licensee &
Administrator
Proprietary
Medicaid
Capacity: 60

Shelby Nursing and Rehab Center
1108 Church Street
Shelby, Mississippi 38774
Phone: 662-398-5117
Fax: 662-398-7766
Pensacola Health Trust, Licensee
Sharon Peacock, Administrator
Proprietary
Medicaid
Capacity: 120

Calhoun County

Bruce Nursing Center, Inc.
176 Highway 9 South
P. O. Box 1280
Bruce, Mississippi 38915
Phone: 662-412-5100
Fax: 662-412-5122
Bruce Nursing Center, Licensee
Maurice B. Martin, Administrator
Proprietary
Medicaid/Medicare
Capacity 35

Calhoun County Nursing Home
152 Burke Road
Calhoun County, Mississippi 38916
Phone: 662-628-6611
Fax: 662-628-6300
Rita Parker, Licensee
James Franklin, Administrator
Non-Profit
Medicaid
Capacity: 120

Carroll County

Vaiden Community Living Center
1300 Highway 35 North
Vaiden, Mississippi 39176
Phone: 662-464-7714
Fax: 662-464-7741
Community Living Center of Vaiden,
Licensee
Billy Daves, Administrator
Medicare/Medicaid
Capacity: 60

Chickasaw County

Floyd Dyer Manor
1000 East Madison
Houston, Mississippi 38851
Phone: 662-456-1101
Fax: 662-456-1106
Robert M. Thornton, Jr. Licensee
Linda S. Boutwell, Administrator
Proprietary
Medicaid/Medicare
Capacity: 66

Shearer Richardson Memorial Nursing
Home
512 Rockwell Drive
P. O. Box 420
Okolona, Mississippi 38860
Phone: 662-447-5463
Fax: 662-447-3856
Brenda G. Wise, Licensee &
Administrator
Non-profit
Medicaid
Capacity: 73

Choctaw County

Choctaw County Nursing Home
148 West Cherry Street
P. O. Box 1039
Ackerman, Mississippi 39735
Phone: 662-285-3257
Fax: 662-285-2725
Jeffery Morse, Licensee
Pamela Nail, Administrator
Proprietary
Medicaid
Capacity: 73

Clai borne County

Clai borne County Nursi ng Center
2124 Old Highway 61 South
P. O. Box 1018
Port Gibson, Missi ssi ppi 39150
Phone: 601-437-8737
Fax: 601-437-8724
Clai borne County Nursi ng Center,
Li censee
Jay Massey, Admi ni strator
Propri etary
Medi cai d/Medi care
Capaci ty: 77

Cl arke County

H. C. Watki ns Mem Hospi tal ECF
605 South Archusa Avenue
Qui tman, Missi ssi ppi 39355
Phone: 601-776-6925
Fax: 601-776-3234
Fred Bl ackl edge, Li censee
Fred A. Truesdale, Jr.,
Admi ni strator
Non-Profi t
Medi cai d/Medi care
Capaci ty: 15

Lakesi de Li vi ng Center
191 Highway 511 East
P. O. Drawer 10
Qui tman, Missi ssi ppi 39355
Phone: 601-776-2141
Fax: 601-776-5505
Pensacol a Heal th Trust, Li censee
Tony Hamri ck, Admi ni strator
Publ ic Leased
Medi cai d/Medi care
Capaci ty: 120

Cl ay County

Dugan Memori al Home
804 East Main Street
P. O. Box 698
West Poi nt, Missi ssi ppi 39773
Phone: 662-494-3640
Fax: 662-494-3641
Stephen L. McAl i lly, Li censee
Tammy Marti n, Admi ni strator
Non-profi t
Medi cai d
Capaci ty: 60

West Poi nt Communi ty Li vi ng Center
1122 North Eshman Avenue
P. O. Box 817
West Poi nt, Missi ssi ppi 39773
Phone: 662-494-6011
Fax: 662-494-6926
Communi ty Li vi ng Center of West
Poi nt, Li censee
Al an Smi th, Admi ni strator
Propri etary
Medi cai d/Medi care
Capaci ty: 120

Coahoma County

Cl arksdal e Nursi ng Center
1120 Ri tchi e Street
P. O. Box 1304
Cl arksdal e, Missi ssi ppi 38614
Phone: 662-627-2591
Fax: 662-624-6233
Care Gi vers, Li censee
Charl es F. Vi ncent, II, Admi ni strator
Propri etary
Medi cai d/Medi care
Capaci ty: 120

Greenbough Nursi ng Center
340 DeSoto Avenue, Extended
Cl arksdal e, Missi ssi ppi 38614
Phone: 662-627-3487
Fax: 662-627-5654
Pensacol a Heal th Trust, Li censee
Amanda Ki rk, Admi ni strator
Propri etary
Medi cai d/Medi care
Capaci ty: 66

Northwest MS Reg Medical Center ECF
1970 Hospital Drive
Clarksdale, Mississippi 38614
Phone: 662-627-3211
Fax: 662-627-5440
William J. Schoen, Licensee
James P. Frazier, III, Administrator
Proprietary
Medicaid/Medicare
Capacity: 20
Closed 12/31/04

Copiah County

Copiah Living Center
806 West Georgetown Street
Crystal Springs, Mississippi 39059
Phone: 601-892-1880
Fax: 601-892-8739
Copiah CCC, Licensee
Jayne Robinson, Administrator
Non-profit
Medicare/Medicaid
Capacity: 60

Pine Crest Guest Home Inc.
133 Pine Street
Hazlehurst, Mississippi 39083
Phone: 601-894-1411
Fax: 601-894-3282
G. Ron Guins, Licensee
Joseph Cokely, Administrator
Proprietary
Medicaid/Medicare
Capacity: 120

Covington County

Covington County Nursing Center
1207 South Fir Avenue
P. O. Box 1089
Collins, Mississippi 39428
Phone: 601-765-8262
Fax: 601-765-0080
Collins Community CC, Licensee
Brenda J. Leone, Administrator
Non-Profit
Medicaid/Medicare
Capacity: 60

Mississippi State Veterans Home
3261 Highway 49
Collins, Mississippi 39428
Phone: 601-765-0403
Fax: 601-765-5045
Adrian A. Grice, Licensee
Dawn Bullock, Administrator
Public
Non-Profit
Capacity: 150

DeSoto County

Beverly Healthcare Southaven
1730 Dorchester Drive
Southaven, Mississippi 38671
Phone: 662-393-0050
Fax: 662-393-5179
Beverly Enterprises, Licensee
James O. Strom, Administrator
Proprietary
Medicaid/Medicare
Capacity: 140

DeSoto Health Care Center
7805 Southcrest Parkway
Southaven, Mississippi 38671
Phone: 662-349-7500
Fax: 662-349-2069
DeSoto Healthcare, Licensee
Donald Scipper, Administrator
Non-profit
Medicaid/Medicare
Capacity: 120

Landmark of DeSoto
3068 Nail Road West
Horn Lake, Mississippi 38637
Phone: 662-280-1219
Fax: 662-280-4575
DeSoto Community Care Center,
Licensee
Donald R. Blunt, Administrator
Proprietary
Medicaid/Medicare
Capacity: 60

Forrest County

Bedford Care Center of Hattiesburg
#10 Medical Boulevard
Hattiesburg, Mississippi 39401
Phone: 601-264-3709
Fax: 601-264-1144
Bedford Care Center, Petal, Licensee
Margaret Heggins, Administrator
Proprietary
Medicaid/Medicare
Capacity: 192

Bedford Care Center - Monroe Hall
298 Cahal Street
Hattiesburg, Mississippi 39401
Phone: 601-582-9157
Fax: 601-582-2639
Bedford Care Center Monroe Hall,
Licensee
Robert M. Perry, Administrator
Proprietary
Medicaid/Medicare
Capacity: 120

Bedford Care Center of Petal
201 West Tenth Avenue
Petal, Mississippi 39465
Phone: 601-544-7441
Fax: 601-582-3217
Bedford Care Center Petal, Licensee
Elaine F. Brannan, Administrator
Proprietary
Medicaid/Medicare
Capacity: 60

Hattiesburg Convalescent Center
514 Bay Street
Hattiesburg, Mississippi 39401
Phone: 601-544-4230
Fax: 601-582-2480
Jewell C. McMahan, Licensee
& Administrator
Proprietary
Medicaid
Capacity: 184

Franklin County

Meadville Convalescent Home
300 Highway 556
Meadville, Mississippi 39653
Phone: 601-384-5861
Fax: 601-384-5862
Meadville LLC, Licensee
Ellen B. Harriell, Administrator
Proprietary
Medicaid/Medicare
Capacity: 60

George County

Glen Oaks Nursing Center
55 Susanne Street
Lucedale, Mississippi 39452
Phone: 601-947-2783
Fax: 601-947-6182
Harold Beebe, Licensee
Teresa Crabtree, Administrator
Proprietary
Medicaid/Medicare
Capacity: 60

Greene County

Brookwood Manor Nursing Center
1300 Melody Lane
P. O. Box 640
Leakesville, Mississippi 39451
Phone: 601-394-2331
Fax: 601-394-2337
Delco, Inc., Licensee
Kellie Hall, Administrator
Proprietary
Medicaid/Medicare
Capacity: 60

Greene Rural Health Center
1017 Jackson Avenue
P. O. Box 819
Leakesville, Mississippi 39451
Phone: 601-394-2371
Fax: 601-394-5495
Thomas L. Roberts, Licensee
Rebecca Ryllee, Administrator
Non-Profits
Medicaid/Medicare
Capacity: 60

Grenada County

Grenada Health & Rehab. Center
1966 Hill Drive
Grenada, Mississippi 38901
Phone: 662-226-2442
Fax: 662-226-7000
National Heritage Realty, Licensee
Elizabeth L. Sprenger, Administrator
Proprietary
Medicaid/Medicare
Capacity: 137

Grenada Living Center
1950 Grandview Drive
Grenada, Mississippi 38901
Phone: 662-226-9554
Fax: 662-226-5537
Community Care Center of Grenada,
Licensee
James S. Williams, Administrator
Proprietary
Medicaid/Medicare
Capacity: 120

Hancock County

Dunbar Village Terrace
725 Dunbar Avenue
Bay St. Louis, Mississippi 39520
Phone: 228-466-3099
Fax: 228-466-3994
Chris H. Cheek, Licensee &
Administrator
Proprietary
Medicaid/Medicare
Capacity: 99
Increased from 60 5/01/04

Woodland Village Nursing Center
5427 Gex Road
Diamondhead, Mississippi 39525
Phone: 228-255-4832
Fax: 228-255-4833
Harold T. Cain, Licensee
Betty M Meadows, Administrator
Proprietary
Medicaid/Medicare
Capacity: 132

Harrison County

Biloxi Community Living Center
2279 Atkinson Road
Biloxi, Mississippi 39531
Phone: 228-388-1805
Fax: 228-388-9617
Community Living Center Biloxi,
Licensee
Iraq Alipour, Administrator
Proprietary
Medicaid/Medicare
Capacity: 240

The Boyington Nursing Facility
1530 Broad Avenue
Gulfport, Mississippi 39501
Phone: 228-864-6544
Fax: 228-868-8544
Scott Bell, Licensee
Rhett Plauché, Administrator
Proprietary
Medicaid/Medicare
Capacity: 120

Dixie White House Nursing Home
538 Menge Avenue
Pass Christian, Mississippi 39571
Phone: 228-452-4344
Fax: 228-452-2264
Scott Bell, Licensee
William S. Trevvett, Administrator
Proprietary
Medicaid/Medicare
Capacity: 60

Driftwood Nursing Center
1500 Broad Avenue
Gulfport, Mississippi 39501
Phone: 228-868-1314
Fax: 228-863-8966
Strategic Healthcare, Licensee
Alicia D. Johnson, Administrator
Proprietary
Medicaid/Medicare
Capacity: 151

Lakeview Nursing Center
16411 Robinson Road
Gulfport, Mississippi 39503
Phone: 228-831-3001
Fax: 228-831-0408
Brian Cain, Licensee
Roxann R. Davidson, Administrator
Proprietary
Medicaid/Medicare
Capacity: 105

Miramar Lodge Health Care
216 West Beach Boulevard
Pass Christian, Mississippi 39571
Phone: 228-452-2416
Fax: 228-452-3155
Scott J. Bell, Licensee
Dennis S. Forsythe, Jr.,
Administrator
Proprietary
Medicaid/Medicare
Capacity: 180

Hinds County

Belhaven Nursing Center
1004 North Street
Jackson, Mississippi 39202
Phone: 601-355-0763
Fax: 601-355-9775
Belhaven Nursing Center, Licensee
Paul Stein, Administrator
Proprietary
Medicaid/Medicare
Capacity: 60

Care Center of Clinton
1251 Pinehaven Road
Clinton, Mississippi 39056
Phone: 601-924-2996
Fax: 601-924-6447
Care Center of Clinton, Licensee
Marjorie H. Guthrie, Administrator
Proprietary
Medicaid/Medicare
Capacity: 121

Chadwick Nursing & Rehab Center
1900 Chadwick Drive
Jackson, Mississippi 39204
Phone: 601-372-0231
Fax: 601-372-0234
Chadwick Nursing & Rehab Center,
Licensee
Wesley Crier, Administrator
Proprietary
Medicaid/Medicare
Capacity: 102

Clinton Health and Rehab. Center
102 Woodchase Park Drive
Clinton, Mississippi 39056
Phone: 601-924-7043
Fax: 601-924-8633
Trinity Mission of Clinton, Licensee
Karen Ross, Administrator
Proprietary
Medicaid/Medicare
Capacity: 145

Community Nursing Home
1129 Langley Avenue
Jackson, Mississippi 39204
Phone: 601-355-0617
Fax: 601-948-7506
Derwood Boyles, Licensee
Anne-Michelle Daniel, Administrator
Non-profit
Medicaid/Medicare
Capacity: 60

Compere's Nursing Home
865 North Street
Jackson, Mississippi 39202
Phone: 601-948-6531
Fax: 601-948-6166
Pimpoint Christian Living, Licensee
Christopher Pumlée, Administrator
Proprietary
Medicaid/Medicare
Capacity: 60

Cottage Grove Nursing Home
1116 Forest Avenue
Jackson, Mississippi 39206
Phone: 601-366-6461
Fax: 601-362-4041
Cottage Grove Nursing Home, Licensee
Jaudine Cleveland, Administrator
Proprietary
Medicaid
Capacity: 120

Forest Hill Nursing Center
927 Cooper Road
Jackson, Mississippi 39212
Phone: 601-372-0141
Fax: 601-372-0931
Forest Hill Nursing Center,
Licensee
Stephen M. Hall, Administrator
Proprietary
Medicaid/Medicare
Capacity: 87

Hinds County Nursing & Rehab Center
3454 Albermarle Road
Jackson, Mississippi 39213
Phone: 601-362-5394
Fax: 601-366-9276
Hinds County Nursing & Rehab Center,
Licensee
Gail Kimery, Administrator
Proprietary
Medicaid/Medicare
Capacity: 119

Lakeland Nursing & Rehab Center
3680 Lakeland Lane
Jackson, Mississippi 39216
Phone: 601-982-5505
Fax: 601-362-1883
Lakeland Nursing & Rehab Center,
Licensee
Abby W. Little, Administrator
Proprietary
Medicaid/Medicare
Capacity: 105

Magnolia Nursing Center
3701 Peter Quinn Drive
Jackson, Mississippi 39213
Phone: 601-366-1712
Fax: 601-366-1715
Magnolia Nursing Center, Licensee
Shelly Ledbetter, Administrator
Proprietary
Medicaid/Medicare
Capacity: 60

Manhattan Nursing & Rehab Center
4540 Manhattan Road
Jackson, Mississippi 39206
Phone: 601-982-7421
Fax: 601-366-7121
Manhattan Nursing & Rehab Center,
Licensee
Bobbie Blackard, Administrator
Proprietary
Medicaid/Medicare
Capacity: 180

Mississippi State Veterans Home
4607 Lindbergh Drive
Jackson, Mississippi 39209
Phone: 601-353-6142
Fax: 601-354-6060
Adrian A. Grice, Licensee
Mike Hatten, Administrator
Public
Non-Profit
Capacity: 150

Pleasant Hills Community Living
Center
1600 Raymond Road
Jackson, Mississippi 39204
Phone: 601-371-1700
Fax: 601-371-1006
Community Living Center of Jackson,
Licensee
Rhonda Smith, Administrator
Proprietary
Medicaid/Medicare
Capacity: 120

Willow Creek Retirement Center
49 Willow Creek Lane
Byram, Mississippi 39272
Phone: 601-863-4201
Fax: 601-863-4202
Chris Hughes, Licensee
Michael Banes, Administrator
Proprietary
Medicaid/Medicare
Capacity: 88

Holmes County

Lexington Manor Nursing Center
56 Rockport Road
Lexington, Mississippi 39095
Phone: 662-834-3021
Fax: 662-834-4848
C. Bruce Kelly, Licensee
Judy Richards, Administrator
Proprietary
Medicaid/Medicare
Capacity: 68

University Hospital Nursing Center-
Durant
15481 Bowling Green Road
Durant, Mississippi 39063
Phone: 662-653-4106
Fax: 662-653-3940
Daniel W. Jones, MD, Licensee
Jan Irby Maddux, Administrator
Non-Profit
Medicaid
Capacity: 80

Humphreys County

Humphreys County Nursing Center
500 C. C. C. Road
Belzoni, Mississippi 39038
Phone: 662-247-1821
Fax: 662-247-2078
Humphreys Community Care Center,
Licensee
Linda Yarborough, Administrator
Non-Profit
Medicaid/Medicare
Capacity: 60

Itawamba County

Courtyards Community Living Center
907 East Walker Street
P. O. Box 69
Fulton, Mississippi 38843
Phone: 662-862-6140
Fax: 662-862-6143
Community Living Center of Fulton,
Licensee
Gary Stafford, Administrator
Proprietary
Medicaid/Medicare
Capacity: 66

Daniel Health Care, Inc.
804 South Adams Street
P. O. Drawer 127
Fulton, Mississippi 38843
Phone: 662-862-2165
Fax: 662-862-2167
Daniel Health Care, Licensee
Eric W. Holland, Administrator
Proprietary
Medicaid/Medicare
Capacity: 130

Jackson County

Ocean Springs Nursing Center
1199 Ocean Springs Road
Ocean Springs, Mississippi 39564
Phone: 228-875-9363
Fax: 228-872-4500
Pensacola Health Trust, Licensee
Donna Winstead, Administrator
Proprietary
Medicaid/Medicare
Capacity: 115

Plaza Community Living Center
4403 Hospital Road
Pascagoula, Mississippi 39581
Phone: 228-762-8960
Fax: 228-769-1810
Community Living Center Pascagoula,
Licensee
Teri L. Reynolds, Administrator
Proprietary
Medicaid/Medicare
Capacity: 120

River Chase Village
5090 Gautier VanCleave Road
Gautier, Mississippi 39553
Phone: 228-522-6700
Fax: 228-522-3383
Sentry Care Inc, Licensee
James N. Payne, Administrator
Proprietary
Medicaid/Medicare
Capacity: 60

Singing River Rehab & Nursing Ctr
3401 Main Street
Moss Point, Mississippi 39563
Phone: 228-762-7451
Fax: 228-769-2294
Scott J. Bell, Licensee
Mark A. Odom, Administrator
Proprietary
Medicaid/Medicare
Capacity: 160

Sunplex Subacute Center
6520 Sun Scope Drive
Ocean Springs, Mississippi 39565
Phone: 228-875-1177
Fax: 228-875-1149
Community Living Center Ocean
Springs, Licensee
Thomas Miller, Administrator
Proprietary
Medicare/Medicaid
Capacity: 73

Jasper County

Jasper County Nursing Home
15 A South Sixth Street
Bay Springs, Mississippi 39422
Phone: 662-764-2101
Fax: 662-764-2930
James Knotts, Licensee
Marshall Kenneth Posey,
Administrator
Public
Medicaid
Capacity: 110

Jefferson County

Jefferson County Nursing Home
910 Main Street
Fayette, Mississippi 39069
Phone: 601-786-3888
Fax: 601-786-9400
Dudley Guice, Sr., Licensee
Montina Fletcher-Bolton,
Administrator
Non-Profit
Medicaid/Medicare
Capacity: 60

Jefferson Davis County

Prentiss Regional Extended Care
Facility
1320 Winfield Street
P. O. Drawer 1288
Prentiss, Mississippi 39474
Phone: 601-792-4276
Fax: 601-792-2947
Marlan Roberts, Licensee
Ora Neil Hooker, Administrator
Non-Profit
Medicaid/Medicare
Capacity: 60

Jones County

Care Center of Laurel
935 West Drive
Laurel, Mississippi 39440
Phone: 601-649-8006
Fax: 601-426-6366
John W. Jamison, III, Licensee
Hannah R. Miller, Administrator
Proprietary
Medicaid/Medicare
Capacity: 130

Comfort Care Nursing Center
1100 West Drive
Laurel, Mississippi 39440
Phone: 601-422-0022
Fax: 601-428-7138
Ladd R. Hatten, Licensee &
Administrator
Public
Medicaid/Medicare
Capacity: 126

Jones County Rest Home
683 County Home Road
Ellettsville, Mississippi 39437
Phone: 601-477-3334
Fax: 601-477-2172
Dalson Enterprises, LLC, Licensee
Joyce Graham Fikes, Administrator
Proprietary
Medicaid/Medicare
Capacity: 122

Laurelwood Community Living Center
1036 West Drive
Laurel, Mississippi 39440
Phone: 601-425-3191
Fax: 601-428-1164
Community Living Center of Laurel,
Licensee
John Lawrence Crumpton,
Administrator
Proprietary
Medicaid/Medicare
Capacity: 60

Kemper County

Kemper Homeplace Nursing Facility
Highway 39 North & 16 East
P. O. Box 338
DeKalb, Mississippi 39328
Phone: 601-743-5851
Fax: 601-743-5818
John A. Kinsery, Licensee
Penny S. Walker, Administrator
Proprietary
Medicaid/Medicare
Capacity: 21

Mississippi Care Center of DeKalb
220 Willow Avenue
P. O. Box 577
DeKalb, Mississippi 39328
Phone: 601-743-5888
Fax: 601-743-4506
MS Care Center of DeKalb, Licensee
Patty C. Nester, Administrator
Proprietary
Medicaid/Medicare
Capacity: 60

Lafayette County

Graceland Care Center of Oxford
1301 Belk Blvd.
Oxford, Mississippi 38655
Phone: 662-234-7821
Fax: 662-234-0294
Lafayette Long Term Care, Licensee
John B. (Ley) Falkner, Administrator
Proprietary
Medicaid/Medicare
Capacity: 180

Mississippi State Veterans Home
120 Veterans Drive
Oxford, Mississippi 38655
Phone: 662-236-7641
Fax: 662-236-7863
Adrian A. Grice, Licensee
Mary Lewis Wilson, Administrator
Public
Non-Profit
Capacity: 150

Lamar County

Adventist Health Center
6428 Highway 11
Lumberton, Mississippi 39455
Phone: 601-794-8566
Fax: 601-794-8859
Melvin Eiseler, Licensee
Mike Hatten, Administrator
Non-Profit
Medicaid/Medicare
Capacity: 120

Windham House
37 Hillcrest Drive
Hattiesburg, Mississippi 39402
Phone: 601-264-0058
Fax: 601-264-7325
Lamar Community Care Center,
Licensee
Misty D. Linden, Administrator
Proprietary
Capacity: 50

Lauderdale County

Beverly Healthcare Broadmoor
4728 Highway 39 North
Meridian, Mississippi 39301
Phone: 601-482-8151
Fax: 601-483-6333
Beverly Enterprises-MS, Licensee
Raymond J. Cook, Administrator
Proprietary
Medicaid/Medicare
Capacity: 120

Guardian Angel Health Care
6434 Dale Drive
P. O. Box 307
Meridian, Mississippi 39342
Phone: 601-482-5606
Fax: 601-482-7801
Jimmy Myrick, Administrator
Proprietary
Medicaid/Medicare
Capacity: 128

Meridian Community Living Center
517 33rd Street
Meridian, Mississippi 39305
Phone: 601-483-3916
Fax: 601-483-3965
Community Living Center of Meridian,
Licensee
Bobby Welborn, Administrator
Proprietary
Medicaid/Medicare
Capacity: 58

Poplar Springs Nursing Center
(Formerly King's Daughters & Sons
Rest Home)
6615 Poplar Springs Drive
Meridian, Mississippi 39305
Phone: 601-483-5256
Fax: 601-483-7081
C. Bruce Kelly, Licensee &
Administrator
Non-profit
Non-Participating
Capacity: 110

Queen City Nursing Center
1201 28th Avenue
Meridian, Mississippi 39301
Phone: 601-483-1467
Fax: 601-483-1483
Queen City Nursing Center, Licensee
Barbara Howard, Administrator
Proprietary
Medicaid/Medicare
Capacity: 84

Riley Nursing Center
3716 Highway 39 North
Meridian, Mississippi 39301
Phone: 601-482-7164
Fax: 601-482-5305
Centennial Health Care Investment,
Licensee
Charlotte R. Donald, Administrator
Proprietary
Medicaid/Medicare
Capacity: 82

Reginald P. White Nursing Center
4555 Highland Park Drive
P. O. Box 4128, West Station
Meridian, Mississippi 39304
Phone: 601-482-6186
Fax: 601-483-5543
A. Randel Hendrix, Ph. D., Licensee
Rene' B. Read, Administrator
Non-Profit
Medicaid
Capacity: 226

Lawrence County

Lawrence County Nursing Center
700 Jefferson Street
P. O. Box 398
Monticello, Mississippi 39654
Phone: 601-587-2593
Fax: 601-587-5352
Monticello Living Center, Licensee
Linda S. Davis, Administrator
Proprietary
Medicaid/Medicare
Capacity: 60

Leake County

Carthage Health Care Center, Inc.
1101 East Franklin Street
Carthage, Mississippi 39051
Phone: 601-267-4551
Fax: 601-267-7242
Beverly Enterprises, Licensee
Mark Tuggle, Administrator
Proprietary
Medicaid/Medicare
Capacity: 99

Leake Memorial ECF
310 Ellis Street
Carthage, Mississippi 39051
Phone: 601-267-1355
Fax: 601-267-1358
Nancy Gommilion, Licensee
Robert Faulkner, Administrator
Non-Proprietary
Medicaid
Capacity: 44

Lee County

Beverly Healthcare Eason Boulevard
2273 South Eason Boulevard
Tupelo, Mississippi 38804
Phone: 662-842-2461
Fax: 662-841-2884
Beverly Enterprises, Licensee
Deborah H. Spence, Administrator
Proprietary
Medicaid/Medicare
Capacity: 120

Cedars Health Center
2800 West Main Street
Tupelo, Mississippi 38801
Phone: 662-844-1441
Fax: 662-841-8769
Steve McAlilly, Licensee
Alan D. Brown, Administrator
Non-proprietary
Medicaid/Medicare
Capacity: 140

North Mississippi Medical Center
Baldwyn Nursing Facility
739 4th Street South
Baldwyn, Mississippi 38824
Phone: 662-365-4091
Fax: 662-365-4142
Gerald Wages, Licensee
Mike Bass, Administrator
Non-Proprietary
Medicaid/Medicare
Capacity: 107

Tupelo Nursing & Rehab Center
1901 Briar Ridge Road
Tupelo, Mississippi 38804
Phone: 601-844-0675
Fax: 662-842-6838
Tupelo Nursing & Rehab Center,
Licensee
Van Christopher Pooler, Administrator
Proprietary
Medicaid/Medicare
Capacity: 120

Leflore County

Golden Age Nursing Home
2901 Highway 82 East
Greenwood, Mississippi 38930
Phone: 662-453-6323
Fax: 662-455-9686
Alfio Rausa, MD, Licensee
Thomas E. Hill, Jr., Administrator
Non-proprietary
Medicaid/Medicare
Capacity: 180

Greenwood Health & Rehab. Center
907 Highway 82 Bypass
Greenwood, Mississippi 38930
Phone: 662-453-9173
Fax: 662-455-4933
National Heritage Realty, Licensee
Colin K. Faulkner, Administrator
Proprietary
Medicaid/Medicare
Capacity: 110

Pemberton Manor Nursing Home
1600 West Claiborne Extended
Greenwood, Mississippi 38930
Phone: 662-453-8140
Fax: 662-455-3973
Richard T. Daspi t, Sr., Licensee
Diane Ol tremani , Admi ni strator
Non-Profi t
Medi cai d/Medi care
Capaci ty: 120

Li ncol n County

Beverly Heal thcare Brookhaven
519 Brookman Drive
Brookhaven, Mississippi 39601
Phone: 601-833-2881
Fax: 601-833-2360
Beverly Enterpri ses-MS, Licensee
Carol yn Wi lson, Admi ni strator
Propri etary
Medi cai d/Medi care
Capaci ty: 58

Country Brook Li vi ng Center
525 Brookman Drive
Brookhaven, Mississippi 39601
Phone: 601-833-2330
Fax: 601-835-2358
Nati onal Heri tage Real ty, Licensee
Steven Vaughan, Admi ni strator
Propri etary
Medi cai d/Medi care
Capaci ty: 121

Haven Hall Heal thcare Center
101 Mill Street
Brookhaven, Mississippi 39601
Phone: 601-833-5608
Fax: 601-833-5285
Magnol ia Heal th Care, Licensee
Stephani e Burton, Admi ni strator
Non-Profi t
Medi cai d/Medi care
Capaci ty: 81

Si lver Cross Home
503 Si lver Cross Drive
Brookhaven, Mississippi 39601
Phone: 601-833-2361
Fax: 601-833-3115
Loui se Cox, Licensee
Gussi e W. Ashl ey, Admi ni strator
Non-profi t
Medi cai d/Medi care
Capaci ty: 60

Lowndes County

Aurora Austral is Lodge
310 Emerald Drive
Col umbus, Mississippi 39702
Phone: 662-327-8021
Fax: 662-327-8925
Aurora Austral is, Licensee
Reynol ds Fortenberry, Admi ni strator
Propri etary
Medi cai d/Medi care
Capaci ty: 120

Tri ni ty Heal thcare Center
230 Ai rli ne Road
Col umbus, Mississippi 39702
Phone: 662-327-9404
Fax: 662-328-1445
Steven L. McAl i lly, Licensee
Stanl ey C. Maynard, Admi ni strator
Non-Profi t
Medi cai d/Medi care
Capaci ty: 60

Vi neyard Court Nursi ng Center
2002 5th Street North
Col umbus, Mississippi 39705
Phone: 662-328-1133
Fax: 662-328-0774
Professi onal Heal thcare Management,
Licensee
Wal ter Mack Gordon, Jr.,
Admi ni strator
Propri etary
Medi cai d/Medi care
Capaci ty: 60

The Windsor Place Nursing
and Rehab Center
81 Windsor Blvd.
Columbus, Mississippi 39702
Phone: 662-241-5518
Fax: 662-241-5590
Windsor Place Nursing & Rehab,
Licensee
Sherry E. Davis, Administrator
Medicaid/Medicare
Capacity: 140

Madison County

The Arbor Skilled Nursing Facility
600 South Pear Orchard Road
Ridgeland, Mississippi 39157
Phone: 601-856-2205
Fax: 601-898-7801
W. Thad McLaurin, Licensee
John Askew, Administrator
Proprietary
Capacity: 60
Non-participating

Highland Home
638 Highland Colony Parkway
Ridgeland, Mississippi 39157
Phone: 601-853-0415
Fax: 601-853-0515
Madison Community Care Center,
Licensee
Mardie O. Dixon, Administrator
Proprietary
Non-participating
Capacity: 120

Madison County Nursing Home
1421 East Peace Street
P. O. Box 488
Canton, Mississippi 39046
Phone: 662-855-5760
Fax: 662-855-5871
Frank Carlisle, Licensee
Daniel Logan, Administrator
Non-Proprietary
Medicaid
Capacity: 95

The Nichols Center
1308 Highway 51 North
P. O. Drawer 720
Madison, Mississippi 39110
Phone: 601-853-4343
Fax: 601-853-9691
The Nicholas Center, Licensee
Andrew S. Overholser, Administrator
Non-profit
Medicaid/Medicare
Capacity: 60

St. Catherine's Village-Siena Center
200 Dominican Drive
Madison, Mississippi 39110
Phone: 601-856-0100
Fax: 601-856-0109
Sister Dorothea Sondgeroth, Licensee
Mary Margaret Judy, Administrator
Non-Profit
Non-Participating
Capacity: 120

Marion County

Columbia Health & Rehab. Center
1506 North Main Street
Columbia, Mississippi 39429
Phone: 601-736-9557
Fax: 601-736-7523
National Heritage Realty, Licensee
Darwin Martin, Administrator
Proprietary
Medicaid/Medicare
Capacity: 119

The Grove Nursing Home
11 Pecan Drive
Columbia, Mississippi 39429
Phone: 601-736-4747
Fax: 601-736-4073
J. R. S. M. Enterprises, Licensee
Jack Bradshaw, Administrator
Proprietary
Medicaid
Capacity: 80

The Myrtles Nursing Center
1018 Alberta Avenue
Columbia, Mississippi 39429
Phone: 601-731-1745
Fax: 601-736-3886
Steven Delaney, Licensee
Jeanette M. Crain, Administrator
Proprietary
Medicaid/Medicare
Capacity: 98

Marshall County

Trinity Mission Health & Rehab
of Holly Springs
1315 Highway 4 East
Holly Springs, Mississippi 38635
Phone: 662-252-1141
Fax: 662-252-4836
Trinity Mission Health & Rehab of
Holly Springs, Licensee
Craig Johnston, Administrator
Proprietary
Medicaid/Medicare
Capacity: 120

Monroe County

Beverly Healthcare Amory
1215 Earl Frye Drive
Amory, Mississippi 38821
Phone: 662-256-9344
Fax: 662-256-9991
Beverly Enterprises-MS, Licensee
Donna K. Ballard, Administrator
Public
Medicaid/Medicare
Capacity: 152

Care Center of Aberdeen
505 Jackson Street
P. O. Box 211
Aberdeen, Mississippi 39730
Phone: 662-369-6431
Fax: 662-369-6473
Care Center of Aberdeen, Ltd,
Licensee
Kathy W. Comstock, Administrator
Proprietary
Medicaid/Medicare
Capacity: 120

River Place Nursing Center
1126 Earl Frye Blvd.
Amory, Mississippi 38821
Phone: 662-257-9919
Fax: 662-257-9530
River Place Nursing Center, Licensee
Donna Wiiggins, Administrator
Proprietary
Capacity: 60
Licensed 2/25/04

Montgomery County

Wivona Manor Nursing Home
627 Middleton Road
Wivona, Mississippi 38967
Phone: 662-283-1260
Fax: 662-283-4704
Centennial Healthcare Property,
Licensee
Marvel Morgan, Administrator
Proprietary
Medicaid/Medicare
Capacity: 120

Neshoba County

Choctaw Residential Center
135 Hospital Circle
Philadelphia, Mississippi 39350
Phone: 601-656-2582
Fax: 601-656-0670
Phillip Martin, Licensee
Judy I. Rudolph, Administrator
Proprietary
Medicaid
Capacity: 120

Hilltop Manor, Inc.
101 Kirkland Street
Union, Mississippi 39365
Phone: 601-774-8233
Fax: 601-774-5177
Hilltop Manor, Licensee
Dewanda S. Page, Administrator
Proprietary
Medicaid/Medicare
Capacity: 60

Neshoba County Nursing Home
1001 Holland Avenue
P. O. Box 648
Philadelphia, Mississippi 39350
Phone: 601-663-1200
Fax: 601-663-1446
Marvin Page, Licensee
Robert W. Cole, Administrator
Public
Medicaid/Medicare
Capacity: 148

Newton County

Bedford Care Center of Newton
1009 South Main Street
Newton, Mississippi 39345
Phone: 601-683-6601
Fax: 601-683-3081
Bedford Care Center of Newton,
Licensee
April Eppstein Powell, Administrator
Proprietary
Medicaid/Medicare
Capacity: 120

Noxubee County

Noxubee County Nursing Home
606 North Jefferson Street
P. O. Box 480
Macon, Mississippi 39341
Phone: 662-726-2097
Fax: 662-726-9588
James Gillespie, Licensee
Arthur M. Nester, Administrator
Public
Medicaid
Capacity: 60

Oktober County

The Carriington Nursing Center
307 Reed Road
P. O. Box 908
Starkville, Mississippi 39759
Phone: 662-323-2202
Fax: 662-323-2414
Carriington LLC, Licensee
Mark S. Clay, Administrator
Proprietary
Medicaid/Medicare
Capacity: 60

Starkville Manor Nursing Home
1001 Hospital Road
P. O. Box 1466
Starkville, Mississippi 39759
Phone: 662-323-6360
Fax: 662-323-4413
Coastal Administration, Licensee
John C. Thomas, Administrator
Proprietary
Medicaid/Medicare
Capacity: 119

Panola County

Beverly Healthcare of Batesville
154 Woodland Road
Batesville, Mississippi 38606
Phone: 662-563-5636
Fax: 662-563-5815
Beverly Enterprises - MS, Licensee
Antonette Lambert, Administrator
Proprietary
Medicaid/Medicare
Capacity: 130

Sardis Community Nursing Home
613 East Lee Street
Sardis, Mississippi 38666
Phone: 662-487-2720
Fax: 662-487-0040
Sardis Community Nursing Home,
Licensee
Brenda D. Riley, Administrator
Non-profit
Medicaid/Medicare
Capacity: 60

Pearl River County

Covenant Health & Rehab of Pi Cayune
(Formerly Pi Cayune Convalescent
Center)
1620 Read Road
Pi Cayune, Mississippi 39466
Phone: 601-798-1811
Fax: 601-798-2362
Covenant Health & Rehab of Pi Cayune,
Licensee
Keri H. Ladner, Administrator
Proprietary
Medicaid/Medicare
Capacity: 120

Pearl River County Nursing Home
305 West Moody Street
P. O. Box 392
Poplarville, Mississippi 39470
Phone: 601-795-4543
Fax: 601-795-4238
H. S. Garrett, Licensee
Dorothy C. Bilbo, Administrator
Non-Profit
Medicaid
Capacity: 126

Perry County

Perry County Nursing Center
206 Bay Avenue
P. O. Box 1620
Richton, Mississippi 39476
Phone: 601-788-2490
Fax: 601-788-2499
Perry Healthcare, LLC, Licensee
Lisa S. Haskins, Administrator
Non-Profit
Medicaid/Medicare
Capacity: 60

Pike County

Camellia Estates
1714 White Street
McComb, Mississippi 39648
Phone: 601-250-0066
Fax: 601-250-0640
Pike Community Care Center, Licensee
Charlotte Marshall, Administrator
Proprietary
Capacity: 30

McComb Extended Care & Nursing Home
501 South Locust Street
McComb, Mississippi 39648
Phone: 601-684-8111
Fax: 601-684-2881
Centennial Healthcare Property,
Licensee
Kathy P. Hazelip, Administrator
Proprietary
Medicaid/Medicare
Capacity: 145

McComb Nursing & Rehab Center
415 Marion Avenue
McComb, Mississippi, 39648
Phone: 601-684-8700
Fax: 601-249-2982
McComb Nursing & Rehab Center, LLC,
Licensee
Johnnie Walters, Jr., Administrator
Proprietary
Medicaid/Medicare
Capacity: 140

Pontotoc County

Graceland Care Center of Pontotoc
278 Eight Street West
P. O. Box 547
Pontotoc, Mississippi 38863
Phone: 662-489-6411
Fax: 662-489-8498
Pontotoc LTC, Licensee
Donna Stephens, Administrator
Proprietary
Medicaid/Medicare
Capacity: 60

Pontotoc Nursing Home
176 South Main Street
P. O. Box 790
Pontotoc, Mississippi 38863
Phone: 662-488-7640
Fax: 662-488-7675
Gerald Wages, Licensee
Fred B. Hood, Administrator
Proprietary
Medicaid/Medicare
Capacity: 44

Sunshine Rest Home
1677 Highway 9 North
Pontotoc, Mississippi 38863
Phone: 662-489-1189
Fax: 662-489-6634
Sherron Wesmoreland, Licensee
Carl Parrish, Administrator
Proprietary
Medicaid/Medicare
Capacity: 60

Prentiss County

The Landmark Nursing & Rehab Center
100 Lauren Drive
Booneville, Mississippi 38829
Phone: 662-720-0972
Fax: 662-720-0977
Travis Childers, Licensee
David Horn, Administrator
Proprietary
Capacity: 80

Longwood Community Living Center
200 Long Street
P. O. Box 326
Booneville, Mississippi 38829
Phone: 662-728-6234
Fax: 662-728-6944
Community Living Center of
Booneville, Licensee
Teresa W. Davis, Administrator
Proprietary
Medicaid/Medicare
Capacity: 64

Quitman County

Quitman County Nursing Home
1350 Getwell Drive
Marks, Mississippi 38646
Phone: 662-326-3690
Fax: 662-326-2717
Richard E. Waller, MD, Licensee
Patricia A. Yates, RN, Administrator
Proprietary
Medicaid
Capacity: 60

Rankin County

Brandon Court Nursing Home
100 Burhman Road
Brandon, Mississippi 39042
Phone: 601-664-2259
Fax: 601-664-2260
Rankin Community Care Center,
Licensee
Shirley J. Graham, Administrator
Proprietary
Medicaid/Medicare
Capacity: 100

Brandon Nursing & Rehab Center
355 Crossgates Boulevard
Brandon, Mississippi 39042
Phone: 601-825-3192
Fax: 601-825-6398
Brandon Nursing & Rehab Center,
Licensee
Eric McMillan, Administrator
Proprietary
Medicaid/Medicare
Capacity: 230

Briar Hill Rest Home Inc.
1201 Gunter Road
Florence, Mississippi 39073
Phone: 601-939-6371
Fax: 601-939-6228
David Rotolo, Licensee
E. Charlene Quarles, Administrator
Proprietary
Medicaid/Medicare
Capacity: 60

Jaquith Nursing Home - Adams Inn
3550 Highway 468 West
P. O. Box 207
Building 31
Whitfield, Mississippi 39193
Phone: 601-351-8081
Fax: 601-351-8243
A. Randel Hendrix, Ph.D., Licensee
Gerald Reed, Administrator
Public
Medicaid
Capacity: 59

Jaquith Nursing Home -Jaquith Inn
3550 Highway 468 West
P. O. Box 7
Building 78 & 69
Whitfield, Mississippi 39193
Phone: 601-351-8015
Fax: 601-351-8243
A. Randel Hendrix, Ph.D., Licensee
William A. Gittins, Administrator
Non-Profits
Medicaid
Capacity: 87

Jaquith Nursing Home - Jefferson Inn
3550 Highway 468 West
P. O. Box 207
Building 29 & 33
Whitfield, Mississippi 39193
Phone: 601-351-8194
Fax: 601-351-8243
A. Randel Hendrix, Ph. D., Licensee
Doril Sanders, Administrator
Non-Profit
Medicaid
Capacity: 86

Jaquith Nursing Home - Madison Inn
3550 Highway 468 West
P. O. Box 207
Building 28 & 34
Whitfield, Mississippi 39193
Phone: 601-351-8151
Fax: 601-351-8243
A. Randel Hendrix, Ph. D., Licensee
John Keith Grubbs, Administrator
Non-Profit
Medicaid
Capacity: 85

Jaquith Nursing Home - Monroe Inn
3550 Highway 468 West
P. O. Box 207
Building 40 & 41
Whitfield, Mississippi 39193
Phone: 601-351-8103
Fax: 601-351-8243
A. Randel Hendrix, Ph. D., Licensee
Jim Dedeaux, Administrator
Non-Profit
Medicaid
Capacity: 88

Jaquith Nursing Home -Washington Inn
3550 Highway 468 West
P. O. Box 207
Building 46 & 48
Whitfield, Mississippi 39193
Phone: 601-351-8275
Fax: 601-351-8243
A. Randel Hendrix, Ph. D., Licensee
Barry Armstrong, Administrator
Non-Profit
Medicaid
Capacity: 74

Methodist Specialty Care Center
1 Layfair Drive, Suite 500
Flowood, Mississippi 39232
Phone: 601-420-7760
Fax: 601-420-7770
Miss. Methodist Hospital Rehab
Center, Licensee
Jan Robertson, Administrator
Proprietary
Medicaid
Capacity: 60
Licensed 2/09/04

Scott County

S. E. Lackey Convalescent Home
330 North Broad Street
Forest, Mississippi 39074
Phone: 601-469-3951
Fax: 601-469-3681
Joseph S. McNulty, III, Licensee
Donna G. Riser, Administrator
Non-Profit
Non-Participating
Capacity: 30

Mississippi Care Center of Morton
96 Old Highway 80 East
Morton, Mississippi 39117
Phone: 601-732-6361
Fax: 601-732-2220
Mississippi Care Center of Morton,
Licensee
Stephen N. Pace, Administrator
Proprietary
Medicaid/Medicare
Capacity: 120

Sharkey County

Heritage Manor of Rolling Fork
431 West Race Street
P. O. Box 279
Rolling Fork, Mississippi 39159
Phone: 662-873-6218
Fax: 662-873-6050
Rolling Fork Health Care, Licensee
Mena Duthu, Administrator
Public Leased
Medicaid/Medicare
Capacity: 54

Simpson County

Bedford Care Center of Mendenhall
925 West Mangum Avenue
Mendenhall, Mississippi 39114
Phone: 601-847-1311
Fax: 601-847-0857
Michael E. McElroy, Jr., Licensee
Carolyn Davis, Administrator
Proprietary
Medicaid/Medicare
Capacity: 60

Hillcrest Nursing Center
1401 First Avenue, N.E.
Magee, Mississippi 39111
Phone: 601-849-0384
Fax: 601-849-9327
Steve Delaney, Licensee
Cherry L. Jones, Administrator
Proprietary
Medicaid/Medicare
Capacity: 120

Smith County

Rolling Acres Retirement Center
309 Magnolia Drive
P. O. Box 128
Raleigh, Mississippi 39153
Phone: 601-782-4244
Fax: 601-782-9616
Cynthia B. Culliver, Licensee
Cleta Mullins, Administrator
Proprietary
Medicaid
Capacity: 121

Stone County

Azalae Gardens Nursing Center
530 Hall Street
Wiggins, Mississippi 39577
Phone: 601-928-5281
Fax: 601-928-9956
H.C. Cain, Licensee
Joan E. Smith, Administrator
Proprietary
Medicaid/Medicare
Capacity: 149

Stone County Nursing & Rehab Center
1436 East Central Avenue
Wiggins, Mississippi 39577
Phone: 601-928-1889
Fax: 601-928-2335
Stone County Nursing & Rehab Center,
Licensee
James L. Agler, Jr., Administrator
Proprietary
Medicaid/Medicare
Capacity: 59
Licensed 4/16/04

Sunflower County

Indianola Health & Rehab. Center
401 Highway 82 West
Indianola, Mississippi 38751
Phone: 662-887-6287
Fax: 662-887-3817
National Heritage Realty, Licensee
Angela Whittington, Administrator
Proprietary
Medicaid/Medicare
Capacity: 75

Rulerville Nursing & Rehab Center
800 Stansel Drive
Rulerville, Mississippi 38771
Phone: 662-756-4361
Fax: 662-756-2788
Rulerville Nursing & Rehab Center,
Licensee
Tina Washington Alexander,
Administrator
Proprietary
Medicaid/Medicare
Capacity: 109

Walter B. Crook Nursing Facility
840 North Oak Avenue
P. O. Box 369
Rulerville, Mississippi 38771
Phone: 662-756-2711
Fax: 662-756-4114
Billy N. Marlow, Licensee
Carolyn Wilson, Administrator
Public
Medicaid/Medicare
Capacity: 60
Increased from 52 1/01/05

Tallahatchie County

Tallahatchie General Hospital
Extended Care Facility
201 South Market Street
P. O. Box 230
Charleston, Mississippi 38921
Phone: 662-647-5535
Fax: 662-647-3677
Bobby J. Brunson, Jr., Licensee &
Administrator
Public
Medicaid
Capacity: 68

Tate County

Senatobia Convalescent Center
402 Getwell Drive
Senatobia, Mississippi 38668
Phone: 662-562-5664
Fax: 662-562-0054
Long Term Care, Inc., Licensee
Thomas Hand, Administrator
Proprietary
Medicaid
Capacity: 120

Tippah County

Beverly Healthcare Ripley
101 Cunningham Street
Ripley, Mississippi 38663
Phone: 662-837-3011
Fax: 662-837-0230
James Landers, Licensee
Charles S. Small, Jr., Administrator
Proprietary
Medicaid/Medicare
Capacity: 150

Rest Haven Nursing Home
103 Cunningham Drive
Ripley, Mississippi 38663
Phone: 662-837-3062
Fax: 662-837-1395
Aileen Holt, Administrator
Proprietary
Medicaid/Medicare
Capacity: 60

Tippah County Nursing Home
1005 City Avenue North
P. O. Box 499
Ripley, Mississippi 38663
Phone: 662-837-9221
Fax: 662-837-2110
Barry Hobson, Licensee
Jerry Y. Green, Administrator
Non-Profit
Medicaid/Medicare
Capacity: 40

Tishomingo County

Tishomingo Community Living Center
1410 West Quitman Street
P. O. Box 562
Iuka, Mississippi 38852
Phone: 662-423-3422
Fax: 662-423-5259
Community Living Center of Iuka,
Licensee
Pam Lovelace, Administrator
Proprietary
Medicaid/Medicare
Capacity: 73

Tishomingo Manor Nursing Home
230 Khaki Street
Iuka, Mississippi 38852
Phone: 662-423-9112
Fax: 662-423-9121
Tishomingo Community Care Center,
Licensee
Debra C. Estes, Administrator
Proprietary
Medicaid/Medicare
Capacity: 105
Decreased from 120 1/01/04

Tunica County

Tunica Nursing Home
1024 Highway 61 South
Tunica, Mississippi 38676
Phone: 662-363-3164
Fax: 662-363-4191
Richard Waller, MD, Licensee
Barbara Lenard, Administrator
Proprietary
Medicaid
Capacity: 60

Union County

Graceland Care Center of New Albany
118 South Glenfield Road
New Albany, Mississippi 38652
Phone 662-534-9506
Fax: 662-534-2407
Union LTC, Licensee
Karen L. Clayton, Administrator
Proprietary
Medicaid/Medicare
Capacity: 120

Walton County

Beverly Healthcare Tyler town
200 Medical Circle
P. O. Box 112
Tyler town, Mississippi 39667
Phone: 601-876-2107
Fax: 601-876-5990
Beverly Enterprises -MS, Licensee
Glenn A. Canty, Administrator
Proprietary
Medicaid/Medicare
Capacity: 60

Bilidora Nursing Home
314 Enoch Street
Tyler town, Mississippi 39667
Phone: 601-876-2173
Fax: 601-876-6776
C. Bruce Kelly, Licensee
Laura K. Riley, Administrator
Proprietary
Medicaid/Medicare
Capacity: 77

Warren County

Covenant Health & Rehab of Vicksburg
(Formerly Vicksburg Trace Haven)
2850 Porters Chapel Road
Vicksburg, Mississippi 39180
Phone: 601-638-9211
Fax: 601-636-4986
Covenant Health & Rehab Vicksburg,
Licensee
Peggy Minge, Administrator
Proprietary
Medicaid/Medicare
Capacity: 120

Heritage House Nursing Center
3103 Wisconsin Avenue
P. O. Box 820485
Vicksburg, Mississippi 39180
Phone: 601-638-1514
Fax: 601-638-8738
Community Care Center of Vicksburg,
Licensee
Robert Greer, Administrator
Proprietary
Medicaid/Medicare
Capacity: 60

River Region Skilled Nursing
Facility West Campus
1111 North Frontage Road
Vicksburg, Mississippi 39180
Phone: 601-619-3612
Fax: 601-631-6094
Philip Clendenin, Licensee
Sabrina Sherrell, Administrator
Proprietary
Medicare
Capacity: 31

Shady Lawn Nursing Home
60 Shady Lawn Place
Vicksburg, Mississippi 39180
Phone: 601-636-1448
Fax: 601-636-8811
International Health Care Property,
Licensee
James E. Rife, Sr., Administrator
Proprietary
Medicaid/Medicare
Capacity: 100

Vicksburg Convalescent Home
1708 Cherry Street
Vicksburg, Mississippi 39180
Phone: 601-638-3632
Fax: 601-638-3998
International Health Care Property,
Licensee
Amy U. Brown, Administrator
Proprietary
Medicaid/Medicare
Capacity: 100

Washington County

Arnold Avenue Nursing Home
402 Arnold Avenue
Greenville, Mississippi 38701
Phone: 662-332-0318
Fax: 662-335-7892
Magnolia Healthcare, Licensee
Diane Oltramari, Administrator
Non-Profit
Medicaid/Medicare
Capacity: 60

Autumn Leaves Nursing Home
570 North Solomon Street
Greenville, Mississippi 38703
Phone: 662-335-5863
Fax: 662-335-5874
Richard Dasput, Sr., Licensee
Linda Byrd, Administrator
Non-profit
Medicaid/Medicare
Capacity: 60

Legacy Manor Nursing & Rehab Center
1935 North Theobald Street Extended
Greenville, Mississippi 38703
Phone: 662-334-4501
Fax: 662-332-1344
American Legacy Property, Licensee
Bonnie M. Hatten, Administrator
Proprietary
Medicaid/Medicare
Capacity: 60
Decreased from 90 2/01/04

Miss. Care Center of Greenville
1221 East Union Street
Greenville, Mississippi 38703
Phone: 662-335-5811
Fax: 662-332-2551
Miss. Care Center of Greenville,
Licensee
Tessa Cooper, Administrator
Proprietary
Medicaid/Medicare
Capacity: 116

Wayne County

Pine View Health Care Center
1304 Walnut Street
Waynesboro, Mississippi 39367
Phone: 601-735-9025
Fax: 601-735-0813
Scott J. Bell, Licensee
Joan V. Stanford, Administrator
Proprietary
Medicaid/Medicare
Capacity: 90

Webster County

Beverly Healthcare Eupora
200 Walnut Avenue
Eupora, Mississippi 39744
Phone: 662-258-8293
Fax: 662-258-2345
Beverly Enterprises-MS, Licensee
Gerald C. Gary, Administrator
Proprietary
Medicaid/Medicare
Capacity: 119

Webster Health Services Inc.
500 Veterans Memorial Blvd.
Eupora, Mississippi 39744
Phone: 662-258-6221
Fax: 662-258-9291
John Heer, Licensee
Harold H. Whittaker, Administrator
Non-Profit
Medicaid
Capacity: 36

Wilkinson County

Wilkinson County Nursing Center
166 South Lafayette Street
P. O. Box 310
Centerville, Mississippi 39631
Phone: 601-645-5253
Fax: 601-645-6389
Winston County Nursing Center,
Licensee
Justin W. Johnson, Administrator
Proprietary
Medicaid/Medicare
Capacity: 105

Winston County

Care Center of Louisville
543 East Main Street
Louisville, Mississippi 39339
Phone: 662-773-8047
Fax: 662-773-2530
Jerry Donald, Licensee
Deborah G. White, Administrator
Proprietary
Medicaid/Medicare
Capacity: 60

Winston County Nursing Home
562 East Main Street
Louisville, Mississippi 39339
Phone: 662-773-6211
Fax: 662-773-6223
Jerry Donald, Licensee
W. Dale Saulter, Administrator
Non-profit
Medicaid/Medicare
Capacity: 120

Yalobusha County

Yalobusha County Nursing Home
630 South Main Street
P. O. Box 728
Water Valley, Mississippi 38965
Phone: 662-473-1411
Fax: 662-473-4922
Linda Ingram, Licensee
Terry Varner, Administrator
Public
Medicaid
Capacity: 77

Yazoo County

Martha Coker Convalescent Home
401 East Ninth Street
Yazoo City, Mississippi 39194
Phone: 662-746-4621
Fax: 662-746-5709
Richard A. Darden, Jr., Licensee
Julie M. Hoffman, Administrator
Non-Profit
Non-Participating
Capacity: 41

Yazoo City Health & Rehab. Center
925 Calhoun Avenue
Yazoo City, Mississippi 39194
Phone: 662-746-6651
Fax: 662-746-6090
National Heritage Realty, Licensee
Scott Lindsey, Administrator
Proprietary
Medicaid/Medicare
Capacity: 180

Li censed I CF/MRs

Coahoma County

Del ta Manor
701 Hi ghway 322 West
Cl arksdal e, Mi ssi ssi ppi 38614
Phone: 662-627-2212
Fax: 662-627-1727
Thomas D. Scott, Li censee
Li nda M. Brady, Admi ni strator
Propri etary
Medi cai d
Capaci ty: 132

Paul D. Cotton ICF/MR
(Formerly Lakevi ew ICF/MR)
El li sville State School
1101 Hi ghway 11 South
El li sville, Mi ssi ssi ppi 39437
Phone: 601-477-9384
Fax: 601-477-5800
A. Randel Hendri x, Ph. D. , Li censee
Wi llie Jefferson, Admi ni strator
Publ ic
Medi cai d
Capaci ty: 94

Harri son County

South Mi ssi ssi ppi Regi onal Center
1170 West Rai lroad Street
Long Beach, Mi ssi ssi ppi 39560
Phone: 228-868-2923
Fax: 228-865-9364
Al bert R. Hendri x, Ph. D. , Li censee
Pamel a C. Baker, Ph. D. ,
Admi ni strator
Publ ic
Medi cai d
Capaci ty: 260

Hi lli si de ICF/MR
(Formerly Meadow Manor ICF/MR)
El li sville State School
1101 Hi ghway 11 South
El li sville, Mi ssi ssi ppi 39437
Phone: 601-477-9384
Fax: 601-477-5800
A. Randel Hendri x, Ph. D, Li censee
Jul ia Sutherl and, Admi ni strator
Publ ic
Medi cai d
Capaci ty: 138

Jones County

Cl over Ci rcle ICF/MR
El li sville State School
1101 Hi ghway 11 South
El li sville, Mi ssi ssi ppi 39437
Phone: 601-477-9384, Ext. 294
Fax: 601-477-5800
A. Randel Hendri x, Ph. D. , Li censee
Candace Norri s, Admi ni strator
Publ ic
Medi cai d
Capaci ty: 197
I ncreased from 182

Pecan Grove ICF/MR
El li sville State School
1101 Hi ghway 11 South
El li sville, Mi ssi ssi ppi 39437
Phone: 601-477-9384
Fax: 601-477-5800
A. Randel Hendri x, Ph. D. , Li censee
Ci ndy Cool ey, Admi ni strator
Publ ic
Medi cai d
Capaci ty: 283

Lafayette County

Woodlane ICF/MR
North Mississippi Regional Center
967 Regional Center Drive
Oxford, Mississippi 38655
Phone: 662-234-1476
Fax: 662-234-1699
A. Randel Hendrix, Ph. D., Licensee
Carole B. Haney, Administrator
Public
Medicaid
Capacity: 470

Lincoln County

Lincoln Residential Center
524 Brookman Drive
Brookhaven, Mississippi 39601
Phone: 601-835-1884
Fax: 601-833-0430
Thomas Scott, Licensee
Charlyn Stafford Beeson,
Administrator
Proprietary
Medicaid
Capacity: 140

Madison County

Canton Manor
1145 East Tidale Avenue
Canton, Mississippi 39046
Phone: 662-859-6712
Fax: 662-859-2355
Thomas D. Scott, Licensee
Albertha Miller, Administrator
Proprietary
Medicaid
Capacity: 132

Oktober County

Rolling Hills Development Center
200 Womack Road
Starkville, Mississippi 39759
Phone: 662-323-9183
Fax: 662-323-1089
Thomas D. Scott, Licensee
Chuck Prestwood, Administrator
Proprietary
Medicaid
Capacity: 140

Rankin County

Hudspeth Regional Center
Highway 475 South
P. O. Box 127-B
Whitfield, Mississippi 39193
Phone: 601-664-6000
A. Randel Hendrix, Licensee
John P. Lipscomb, Ph. D.,
Administrator
Non-Profit
Medicaid
Capacity: 415

Simpson County

Millcreek, ICF/MR
900 First Avenue, Northeast
Magee, Mississippi 39111
Phone: 601-849-4221
Fax: 601-849-6427
Kevin P. Sheehan, Licensee
Margaret F. Tedford, Administrator
Proprietary
Medicaid
Capacity: 125

W. L. Jaquith ICF/MR
Boswell Regional Center
1049 Highway 149
P. O. Box 128
Magee, Mississippi 39111
Phone: 601-867-5000
Fax: 601-849-2586
A. Randel Hendrix, Licensee
Bruce W. Womack, Administrator
Public
Medicaid
Capacity: 198

Licensed Psychiatric Residential Facilities

DeSoto County

Parkwood Behavioral Health System
8135 Goodman Road
Olive Branch, Mississippi 38654
Phone: 662-895-4900
Fax: 662-895-4403
M. Andrew Mayo, Ph. D., Licensee
& Administrator
Proprietary
Medicaid
Capacity: 40

Harrison County

Specialized Treatment Facility
14426 James Bond Road
Gulfport, Mississippi 39503
Phone: 228-328-6000
Fax: 228-328-6035
Dale B. Roberts, Licensee &
Administrator
Public
Capacity: 48
Licensed 10/19/04

Hinds County

Cares Center, Inc.
402 Wesley Avenue
Jackson, Mississippi 39202
Phone: 601-360-0583
Fax: 601-360-0585
Dorian Turner, Licensee
Jerry Jackson, Administrator
Non-profit
Capacity: 44
Increased from 30 to 34 12/22/04
Increased from 34 to 44 2/04/05

Lauderdale County

The Crossings
5000 Highway 39 North
Meridian, Mississippi 39301
Phone: 601-483-6211
Fax: 601-483-2285
Laurelwood Center, Licensee
Stacy Rae Andreachio, Administrator
Public
Capacity: 60
Increased from 25 to 40 11/04/04
Increased from 40 to 60 2/01/05
Licensed 6/04/04

Pontotoc County

Millcreek of Pontotoc
1814 Highway 15 North
P. O. Box 619
Pontotoc, Mississippi 38863
Phone: 662-488-8878
Fax: 662-488-8767
Kevin Sheehan, Licensee
James E. Hough, Administrator
Proprietary
Medicaid
Capacity: 51

Simpson County

Millcreek Psychiatric Residential
Treatment Facility
900 First Avenue, Northeast
P. O. Box 1160
Magee, Mississippi 39111
Phone: 601-849-4221
Fax: 601-849-6427
Kevin P. Sheehan, Licensee
Lisha Hilton, Administrator
Proprietary
Medicaid
Capacity: 57

Winston County

Diamond Grove Center
2311 Highway 15 South
P. O. Box 848
Louisville, Mississippi 39339
Phone: 601-779-0119
Fax: 601-779-0126
Jackie Edwards, Licensee
Patrick R. Swoopes, Administrator
Non-Profit
Capacity: 30

Licensed Personal Care Homes

Adams County

Arnold's Personal Care Home
722 North Rankin Street
Natchez, Mississippi 39120
Phone: 601-442-7519
Rebecca N. Foreman, Licensee
& Administrator
Proprietary
Capacity: 15

Magnolia House Inc.
311 Highland Boulevard
Natchez, Mississippi 39120
Phone: 601-446-5097
Fax: 601-442-5930
Chris H. Cheek, Licensee
Lisa Welsh, Administrator
Proprietary
Capacity: 46
Increased from 40 10/18/04

Alcorn County

Country Cottage Assisted Living
3002 North Polk Street
Corinth, Mississippi 38834
Phone: 662-287-7811
Wade C. White, Licensee
April Davis, Administrator
Proprietary
Capacity: 29

Dogwood Plantation of Corinth
(Formerly Dogwood Plantation
Assisted Living)
1101 Levee Road
Corinth, Mississippi 38834
Phone: 662-286-7021
Fax: 662-286-7074
DuJuana Frazier Thompson, Licensee
Tamara L. Hartnell, Administrator
Proprietary
Capacity: 40

Attala County

Atwood Personal Care Home #1
406 North Jackson Street
Kosciusko, Mississippi 39090
Phone: 662-289-2790
Mark P. Atwood, Licensee
& Administrator
Proprietary
Capacity: 9

Atwood Personal Care Home #2
328 Goodman Street
Kosciusko, Mississippi 39090
Phone: 662-289-2547
Fax: 662-289-3334
Mark P. Atwood, Licensee
& Administrator
Proprietary
Capacity: 31

Benton County

Oak Hill Personal Care Home
16035 Boundary Drive
P. O. Box 160
Ashland, Mississippi 38603
Phone: 662-224-8152
Fax: 662-224-6951
Doris K. Hopkins, Licensee
& Administrator
Proprietary
Capacity: 46

Bolivar County

Cleveland Personal Care Home
Residential Living
800 Third Street
Cleveland, Mississippi 38732
Phone: 662-846-6160
Fax: 662-846-6164
Cleveland Personal Care Home
Residential Living, Licensee
Robyn Marlow, Administrator
Proprietary
Capacity: 78
Licensed 5/26/04

Cornerstone Personal Care Home
102 East McWilliams Street
P. O. Box 126
Winstonville, Mississippi 38781
Phone: 662-741-2703
Charline Brandon, R. N., Licensee &
Administrator
Non-profit
Capacity: 16

Indywood Estate
218 Ronaldman Road
Cleveland, Mississippi 38732
Phone: 662-843-7885
Fax: 662-843-7985
Elita Grimmer, Licensee
Shirley Edmondson, Administrator
Proprietary
Capacity: 38

Lawson Personal Care Home
407 Old Highway 61
Shaw, Mississippi 38773
Phone: 662-754-3278
Helen F. Lawson, Licensee &
Administrator
Proprietary
Capacity: 13

Calhoun County

Bruce Nursing Center Personal Care
Home
176 Highway 9 North
P. O. Box 1280
Bruce, Mississippi 38915
Phone: 662-412-5100
Fax: 662-412-5122
Bruce Nursing Center, Licensee
Maurice B. Martin, Administrator
Public Leased
Capacity: 20
Assisted Living

Chickasaw County

Langford's Magnolia Personal Care
Home
127 Country Road 31
Houston, Mississippi 38851
Phone: 662-456-9400
Fax: 662-628-4018
Nancy A. Langford, Licensee &
Administrator
Proprietary
Capacity: 24

Clarke County

Golden Meadow Specialty Care
4043 Country Road 110
Shubuta, Mississippi 39360
Phone: 601-776-2019
Fax: 601-735-5180
G. Keith Winters, Licensee
& Administrator
Proprietary
Capacity: 20

Magnolia Elderly Care
684 CR 370
P. O. Box 165
Enterprise, Mississippi 39330
Phone: 601-659-7800
Fax: 601-659-7885
Linda S. Kirkland, Administrator
Proprietary
Capacity 10

Clay County

Fondern's Personal Care Home
20016 Dill Road
Pheba, Mississippi 39755
Phone: 662-494-7119
Betty Fondern-Phelps, Licensee &
Administrator
Proprietary
Capacity: 7

Waverly Care Home
315 West Broad Street
P. O. Box 797
West Point, Mississippi 39773
Phone: 662-494-0074
Fax: 662-494-7189
Robin B. Foster, Licensee &
Administrator
Proprietary
Capacity: 21

Coahoma County

Flowers Glen Personal Care
1251 Lee Drive
Clarksdale, Mississippi 38614
Phone: 662-627-2222
Fax: 662-627-1703
Steve McAlilly, Licensee
William F. Lewis, Administrator
Non-profit
Capacity: 36
Increased from 26 12/06/04

Covington County

Covington Ridge Retirement Personal
Care Home
100 Covington Ridge Place #30
Collins, Mississippi 39428
Phone: 601-765-1100
Fax: 601-765-1101
Kevin Cooksey, Licensee
Melinda Lott, Administrator
Proprietary
Capacity: 29

DeSoto County

Hermitage Gardens of Southaven
108 Clarington Drive
Southaven, Mississippi 38671
Phone: 662-349-9350
Fax: 662-349-7053
Les Breckenridge, Licensee
Laura Hollowell, Administrator
Proprietary
Capacity: 65
Assisted Living/Alzheimer's

Wesley Meadows Retirement Community
1325 McIngvale Road
P. O. Box 487
Hernando, Mississippi 38632
Phone: 662-429-2070
Fax: 662-429-2496
Stephen L. McAlilly, Licensee
Lila Joy Allen, Administrator
Non-Profit
Capacity: 30
Assisted Living

Forrest County

Country Comfort Personal Care Home
330 Pop Runnel's Road
Petal, Mississippi 39465
Phone: 601-545-7603
Fax: 601-544-0136
Doyle Rushing, Licensee
Jo Ann Rushing, Administrator
Proprietary
Capacity: 16

Hartford Place Personal Care
705 Hall Avenue
Hattiesburg, Mississippi 39401
Phone: 601-545-8333
Fax: 601-545-8399
Gary H. McMahan, Licensee
& Administrator
Proprietary
Capacity: 20

Jamison Personal Care Home
515 James Street
Petal, Mississippi 39465
Phone: 601-583-4040
Pauline Jamison, Licensee
Veronica Jamison, Administrator
Proprietary
Capacity: 10

Loyalton of Hattiesburg
103 Fox Chase Drive
Hattiesburg, Mississippi 39402
Phone: 601-271-2177
Fax: 601-271-2411
Dan Baty, Licensee
Annette M. Wiley, Administrator
Proprietary
Capacity: 90
Assisted Living

Pine Meadow Alzheimer Special
Care Center
107 Fox Chase Drive
Hattiesburg, Mississippi 39402
Phone: 601-271-8480
Fax: 601-271-2510
Daniel Baty, Licensee
Deborah King, Administrator
Proprietary
Capacity: 56
Assisted Living/ Alzheimer's

George County

Benndale Personal Care Home
118 Golden Years Drive
Lucedale, Mississippi 39362
Phone: 601-945-5100
Juanita Marre Casey, Licensee
& Administrator
Proprietary
Capacity: 11

Golden Age Home
578 Park Street
Lucedale, Mississippi 39452
Phone: 601-947-2152
Mary E. Banks, Licensee &
Administrator
Public Leased
Capacity: 10

Ramsey Springs Village
258 Vestry Road
Perkinston, Mississippi 39573
Phone: 601-945-2862
Bronlyn Parker, Licensee
& Administrator
Capacity: 15

Silvercrest Personal Care
1272 Highway 98 West
Lucedale, Mississippi 39452
Phone: 601-947-9312
Proprietary
Rita L. Perkins, Licensee &
Administrator
Capacity: 9

Smith Manor
15255 Highway 613
Lucedale, Mississippi 39452
Phone: 601-947-7796
Mark Smith, Licensee & Administrator
Proprietary
Capacity: 14

Grenada County

Graceland of Grenada, Inc.
1855 Hill Drive
Grenada, Mississippi 38901
Phone: 662-226-8556
Fax: 662-229-0556
Becky C. Adams, Licensee
& Administrator
Proprietary
Capacity: 38

Graceland of Grenada North
21 Rosemont Drive
Grenada, Mississippi 38901
Phone: 662-226-3363
Fax: 662-226-5406
Becky C. Adams, Licensee
& Administrator
Proprietary
Capacity: 20
Decreased from 32 9/03/04
Assisted Living

Stanford House Personal Care, Inc.
759 Hickory Drive
Grenada, Mississippi 38901
Phone: 662-226-2493
Fax: 662-226-5540
Jane P. Stanford, Licensee
& Administrator
Proprietary
Capacity: 7

Hancock County

Dunbar Village Courtyard
725 Dunbar Avenue
Bay St. Louis, Mississippi 39520
Phone: 228-466-3099
Fax: 228-466-3994
Sentry Care, Licensee
Jill Mack, Administrator
Proprietary
Capacity: 24

Woodland Village Nursing Center
Personal Care Home
5427 Gex Road
Diamondhead, Mississippi 39525
Phone: 228-255-4832
Fax: 228-255-4833
Woodland Village Nursing Center,
Licensee
Betty Meadows, Administrator
Proprietary
Capacity: 2

Harri son County

Alpha Personal Care Home
2521 21st Avenue
Gulfport, Mississippi 39501
Phone: 228-864-0580
Kellie Compton, Licensee &
Administrator
Proprietary
Capacity: 14

Chapman Oaks, Inc.
210 Roberts Street
Long Beach, Mississippi 39560
Phone: 228-868-7199
Fax: 228-868-9977
Brenda Chapman, Licensee &
Administrator
Proprietary
Capacity: 15

A Connecting Heart
16116 Vick Road
Gulfport, Mississippi 39503
Phone: 228-831-4242
Fax: 228-832-5710
Gregory Sullivan, Licensee
& Administrator
Proprietary
Capacity: 8
Decreased from 10

Lakeview Nursing Center
16411 Robinson Road
Gulfport, Mississippi 39503
Phone: 228-831-3001
Fax: 228-831-0408
Brian Cain, Licensee
Roxann R. Davidson, Administrator
Proprietary
Capacity: 10

Loyalton of Biloxi
2120 Enterprise Drive
Biloxi, Mississippi 39531
Phone: 228-388-0946
Fax: 228-388-8951
Daniel R. Baty, Licensee
Gary L. Barton, Jr., Administrator
Proprietary
Capacity: 105
Assisted Living

Rebekah's House
136 Pine Grove
Biloxi, Mississippi 39531
Phone: 228-388-6534
Fax: 228-388-7493
Rebekah's House, Licensee
Elizabeth Metcalf, Administrator
Proprietary
Capacity 8
Licensed 9/03/04

Seashore Personal Care Home
1450 Beach Boulevard
Biloxi, Mississippi 39530
Phone: 228-435-3860
Fax: 228-435-9957
Steve McAlilly, Licensee
Mike Mahan, Administrator
Non-profit
Capacity: 50

Southern Heritage Personal Care Home
13251 Highway 15 North
Biloxi, Mississippi 39532
Phone: 228-396-1188
Fax: 228-396-0905
Lolita C. Solomon, Licensee
Gaye Stokes, Administrator
Non-Profit
Capacity: 11

Twin Oaks at Pass Christian
410 St. Louis Street
Pass Christian, Mississippi 39571
Phone: 228-452-1448
Fax: 228-452-1439
Prasant Desai, Licensee &
Administrator
Proprietary
Capacity: 55
Decreased from 61 12/23/03
Alzheimer's/Assisted Living

Westchester Personal Care Home
305 Church Avenue
Long Beach, Mississippi 39560
Phone: 228-863-4337
Fax: 228-863-5280
Regina L. Miller, Licensee
Daniel J. Miller, Administrator
Public
Capacity: 20
Decreased from 23 7/01/04

Hinds County

Alpha & Omega Personal Care Home
131 South Prentiss Street
Jackson, Mississippi 39203
Phone: 601-354-0783
Rev. Myrtle McAllister, Licensee &
Administrator
Non-Profit
Capacity: 13

Autumn Light Inc.
1458 Moncure Marble Road
Terry, Mississippi 39170
Phone: 601-878-9684
Jerome Talbert, Licensee
& Administrator
Non-Profit
Capacity: 23

Burns Assisted Living
532 Burns Street
Jackson, Mississippi 39203
Barbara Spencer, Licensee
& Administrator
Phone: 601-355-9209
Non-Profit
Capacity: 22

Campbell's Personal Care Home
852 Crawford Street
Jackson, Mississippi 39209
Andrew Campbell, Licensee
& Administrator
Phone: 601-968-9977
Non-Profit
Capacity: 6

Central Mississippi Personal Care
Home
915 Hunt Street
P. O. Box 3301
Jackson, Mississippi 39207
Phone: 601-355-8076
Fax: 601-969-9794
Robert E. Ward, Licensee
Alisa Q. Brown, Administrator
Non-Profit
Capacity: 13

Eldercare Personal Care Home
232 Moss Avenue
Jackson, Mississippi 39209
Phone: 601-969-2273
LaFrances Evans, Licensee
Donyale Robbins, Administrator
Non-Profit
Capacity: 11

Erie Personal Care Home
606 Erie Street
Jackson, Mississippi 39203
Phone: 601-948-6862
Laura Lee Henry, Licensee &
Administrator
Non-Profit
Capacity: 11

Gena's Four Season's Personal Care
Home & Assisted Living
103 Jackson Street
Edwards, Mississippi 39066
Phone: 601-852-9300
Fax: 601-852-9303
Diane Wheaton, Licensee &
Administrator
Capacity: 8

Genesis Assisted Living
1243 Kennigton Avenue
Jackson, Mississippi 39213
Phone: 601-352-0068
Zebbie Williams, Administrator
Proprietary
Capacity: 13

Hope Personal Care Home
2227 Old Vicksburg Road
Clinton, Mississippi 39056
Phone: 601-924-2236
Fax: 601-924-2212
Gloria Areghan, Licensee
Teddy Ogiamen, Administrator
Proprietary
Capacity: 18
Assisted Living

Izora's Personal Care Home
430 Earle Street
Jackson, Mississippi 39203
Phone: 601-352-6161
Eula Warner, Licensee &
Administrator
Non-Profit
Capacity: 12

Lou's Personal Care Home
551 Earle Street
Jackson, Mississippi 39203
Phone: 601-353-1144
Ozzie C. Stapleton, Licensee
& Administrator
Non-Profit
Capacity: 6

Rev. McAllister's Personal Care Home
425 Earle Street
Jackson, Mississippi 39207
Phone: 601-354-2171
Fax: 601-35207860
Rev. Myrtle McAllister, Licensee &
Administrator
Non-Profit
Capacity: 11

North Grove Personal Care Home
641 Flag Chapel Road
Jackson, Mississippi 39209
Phone: 601-922-2008
Fax: 601-922-2718
Freddie Davis, Licensee
Audrey B. Wiley, Administrator
Non-Profit
Capacity: 34
Assisted Living

Parker's Personal Care Home
532 Earle Street
Jackson, Mississippi 39203
Phone: 601-355-2030
Ruby T. Parker, Licensee
& Administrator
Non-Profit
Capacity: 16

Peach Orchard Assisted Living
4560 Methodist Home Road
Jackson, Mississippi 39213
Phone: 601-366-2659
Barbara Spencer, Licensee &
Administrator
Proprietary
Capacity: 29

Pope's Personal Care Home
4314 Sunset Drive
Jackson, Mississippi 39213
Phone: 601-982-4012
Linda R. Pope, Licensee &
Administrator
Non-profit
Capacity: 6

Ramsey's Personal Care Home
438 Earle Street
Jackson, Mississippi 39203
Phone: 601-982-3858
Richard Ramsey, Licensee
& Administrator
Proprietary
Capacity: 12

Riggs Manor Retirement Community
2300 Seven Springs Road
Raymond, Mississippi 39154
Phone: 601-857-5011
Fax: 601-857-8131
Stephen McAlilly, Licensee
Kay Higginsbotham, Administrator
Non-Profit
Capacity: 32
Assisted Living

St. David's Personal Care Home
714 Rose Street
Jackson, Mississippi 39203
Phone: 601-354-0690
Joyce Morgan, Licensee &
Administrator
Proprietary
Capacity: 8

Strickland's Personal Care Home
516 Melba Street
Jackson, Mississippi 39203
Phone: 601-944-1208
Christina Strickland, Licensee
& Administrator
Proprietary
Capacity: 6

T's Personal Care Home
3651 Mosley Avenue
Jackson, Mississippi 39206
Phone: 601-366-6484
Mary E. Tillman, Licensee
& Administrator
Non-profit
Capacity: 10

Trace Point Retirement and
Assisted Living
501 East Northside Drive
Clinton, Mississippi 39056
Phone: 601-926-1224
Fax: 601-926-2070
Daniel R. Baty, Licensee
Heather Taggart, Administrator
Proprietary
Capacity: 88

Wells Personal Care Home
2403 Rutledge Avenue
Jackson, Mississippi 39213
Phone: 601-981-3356
Frances Wells, Licensee &
Administrator
Proprietary
Capacity: 5

I tawamba County

Country Wood Plantation
145 Watson Drive
Mantachie, Mississippi 38855
Phone: 662-282-7808
Fax: 662-282-7738
Jimmy Young, Licensee &
Administrator
Proprietary
Capacity: 16

Dogwood Plantation of Fulton
201 West Pierce Town Road
Fulton, Mississippi 38843
Phone: 662-862-6120
James B. Shannon, Licensee
Greg K. McKissick, Administrator
Proprietary
Capacity: 32

Phillips Personal Care Home
1207 Sandlin Road
Fulton, Mississippi 38843
Phone: 662-862-2665
Dwight Phillips, Licensee
Proprietary
Capacity: 14

Jackson County

Alternative Personal Care Home
6816 Washington Avenue
Ocean Springs, Mississippi 39564
Phone: 228-872-7022
Melissa E. Webster, Licensee
& Administrator
Proprietary
Capacity: 12

Casa De Lola Assisted Living Manor
4213 Walter Street
Moss Point, Mississippi 39563
Phone: 228-475-9606
Fax: 228-475-1762
Brigetta A. Jenkins-Bracks, Licensee
& Administrator
Proprietary
Capacity: 15
Licensed 4/28/04

Dorchester Arms, Inc.
2820 Government Street
Ocean Springs, Mississippi 39564
Phone: 228-875-0668
Fax: 228-875-6902
Theodore S. Johnson, Licensee
Sonja R. Johnson, Administrator
Proprietary
Capacity: 34

The Gardens at Bay Towers
1203 Market Street
Pascagoula, Mississippi 39567
Phone: 228-762-4881
Fax: 228-762-4843
Steven Carter, Licensee
Terrie L. Gore, Administrator
Proprietary
Capacity: 36
Decreased from 48 10/14/04

The Gardens at Ocean Springs
1260 Ocean Springs Road
Ocean Springs, Mississippi 39564
Phone: 228-818-0650
Fax: 228-818-4856
Steven Carter, Licensee &
Administrator
Proprietary
Capacity: 49

Majestic Personal Care Home, Inc.
2821 Ingalls Avenue
Pascagoula, Mississippi 39567
Phone: 228-762-8866
Fax: 228-762-4499
Cynthia Long Evans, R.N.,
Administrator
Proprietary
Capacity: 20

A New Beginning Care Center
(Formerly Restoration Adult Extended
Care)
2803 Criswell Avenue
Pascagoula, Mississippi 39567
Phone: 228-296-8807
Fax: 228-762-6943
Marcus Williams, Licensee
Cheryl Williams, Administrator
Non-profit
Capacity: 10
Decreased from 11 1/10/05

Jones County

ComfortCare Assisted Living
1100 West Drive
Laurel, Mississippi 39440
Phone: 601-422-0022
Fax: 601-428-7138
Ladd Hatten, Licensee &
Administrator
Proprietary
Capacity: 12

Cottonwood Manor, Inc.
3147 Old Amy Road
Laurel, Mississippi 39440
Phone: 601-425-0095
Fax: 601-425-9902
Paulette Butler, Licensee
& Administrator
Proprietary
Capacity: 24

Magnolia Gardens Assisted Living
91 Atwood Road
Semi nary, Mississippi 39479
Phone: 601-752-2729
Fax: 601-752-5192
Deborah D. Bonoi t, Licensee &
Administrator
Proprietary
Capacity: 13

Magnolia Gardens Assisted Living of
Laurel
(Formerly Pillars of Laurel)
945 West Drive
Laurel, Mississippi 39440
Phone: 601-649-6660
Fax: 601-428-4685
Deborah Darlene Benoit, Licensee
Administrator
Proprietary
Capacity: 28
Decreased from 52 12/01/04

Northview Villa Personal Care
(Formerly Northview Care Center)
625 Northview Drive
Laurel, Mississippi 39440
Phone: 601-426-3782
Fax: 601-426-2457
R. G. Hancock, Licensee &
Administrator
Proprietary
Capacity: 54

Kemper County

Kemper Community Personal Care Home
Highway 16 East & 39 North
DeKalb, Mississippi 39328
Phone: 601-743-5851
Jerry L. Myrick, Administrator
Proprietary
Capacity: 6

Lafayette County

Azalea Court
100 Azalea Drive
Oxford, Mississippi 38655
Phone: 662-234-9600
Fax: 662-234-9378
J. Richard Doty, Licensee
Eltonette Proctor, Administrator
Proprietary
Capacity: 45
Increased from 24 4/01/04
Increased from 35 5/01/05

Hermitage Gardens of Oxford
1488 Belk Blvd.
Oxford, Mississippi 38655
Phone: 662-234-8244
Fax: 662-236-3043
Les Breckenridge, Licensee
Bonnie Stevens, Administrator
Proprietary
Capacity: 64
Assisted Living/Alzheimer's

Lamar County

Magnolia Place
4901 Highway 589
Sumrall, Mississippi 39482
Phone: 601-758-0600
Kevin Cooksey, Licensee
Melinda Lott, Administrator
Public
Capacity: 18

Windham House of Hattiesburg
37 Hillcrest Drive
Hattiesburg, Mississippi 39402
Phone: 601-264-0058
Fax: 601-264-7329
Lamar Community Care Center,
Licensee
Misty D. Linden, Administrator
Proprietary
Capacity: 16
Assisted Living

Lauderdale County

Aldersgate Personal Care Home
6600 Poplar Springs Drive
Meridian, Mississippi 39305
Phone: 601-485-9484
Fax: 601-485-9638
Stephen L. McAlilly
Lawona Broadfoot, Administrator
Non-Profit
Capacity: 60

McCoy's Personal Care Home
919 35th Avenue
Meridian, Mississippi 39301
Phone: 601-693-4104
Mary Cleo McCoy, Licensee &
Administrator
Non-Profit
Capacity: 15

Silverleaf Manor
4555 35th Avenue
Meridian, Mississippi 39305
Phone: 601-483-4566
Fax: 601-483-1447
Dan Batey, Licensee
Ginny Thompson, Administrator
Proprietary
Capacity: 80
Assisted Living

Lawrence County

Heritage Manor Personal Care Home
2051 Ferguson Mill Road
Silver Creek, Mississippi 39663
Phone: 601-886-7251
Fax: 601-886-9990
Carol Ann Hudspeth, Licensee
& Administrator
Proprietary
Capacity: 12

Lee County

Avonlea Assisted Living &
Retirement Community
2429 Lawndale Drive
Tupelo, Mississippi 38801
Phone: 662-840-6163
Fax: 662-842-4742
Danny M. Barrows, Licensee
Kenneth A. Long, Administrator
Proprietary
Capacity: 56

Family Estates Personal Care Home
2847 Highway 178 East
Tupelo, Mississippi 38804
Phone: 662-841-0102
Anna L. Yancey, Licensee
& Administrator
Non-Profit
Capacity: 10
Closed 12/04

The Home Place of Nettleton
298 Main Street
Nettleton, Mississippi 38858
Phone: 662-963-0606
Joyce G. Heyman, Licensee &
Administrator
Proprietary
Capacity: 7
Licensed 2/23/04
Increased from 6 beds 11/15/04

Homeplace Assisted Living
200 Knight Drive
Sallio, Mississippi 38866
Phone: 662-869-7009
Fax: 662-869-1016
Dennis Nooner, Jr., Licensee
Kevin Hinton, Administrator
Proprietary
Capacity: 72

Meadow Hills Personal Care Home
107 Skeet Drive
Verona, Mississippi 38879
Phone: 662-566-8353
Fax: 662-566-9915
Peggy Lamb, Licensee & Administrator
Proprietary
Capacity: 16

Mitchell Center Personal Care Home
2800 West Main Street
Tupelo, Mississippi 38801
Phone: 662-842-8555
Fax: 662-841-9516
Stephen McAlilly, Licensee
Alan Brown, Administrator
Non-Profit
Capacity: 60

River Birch Residence
2554 Main Street
P. O. Box 159
Plantersville, Mississippi 38862
Phone: 662-844-3451
Fax: 662-844-3450
River Birch Residence, Licensee
Robert J. Lemmons, Administrator
Proprietary
Capacity: 30
Increased from 25 4/01/04
Assisted Living

Rosewood Personal Care Home
2441 McCullough Blvd.
Bel den, Mississippi 38826
Phone: 662-844-5856
Fax: 662-844-5323
Marilyn B. Hicks, Licensee
& Administrator
Proprietary
Capacity: 75
Assisted Living

Samartan Garden Personal Care Home
2603 South Gloster Street
Tupelo, Mississippi 38801
Phone: 662-566-9974
Fax: 662-566-9921
George R. Pulliam, Licensee
Lisa L. Pulliam, Administrator
Public
Capacity: 32
Assisted Living

Leflore County

Indywood Glen
1416 Erie Street
Greenwood, Mississippi 38930
Phone: 662-455-3878
Fax: 662-455-6171
Elea Grimmett, Licensee &
Administrator
Proprietary
Capacity: 60
Increased from 40 4/01/04

Lincoln County

Haven Hall Personal Care Home
101 Mill Street
Brookhaven, Mississippi 39601
Phone: 601-833-5608
Fax: 601-833-5285
Magnolia Healthcare, Licensee
Stephanie Burton, Administrator
Non-profit
Capacity: 15

New Dawn Retirement Center
3987 Silverton Trail SE
Ruth, Mississippi 39662
Phone: 662-823-4020
Elaine Davis, Licensee &
Administrator
Proprietary
Capacity: 8

Serenity Personal Care Home
1519 East Lincoln Road SE
Brookhaven, Mississippi 39601
Phone: 601-833-5072
Fax: 601-833-5112
Carolyn A. Crump, Licensee &
Administrator
Proprietary
Capacity: 9

Shady Oaks Personal Care Home
617 North Whithworth Avenue
Brookhaven, Mississippi 39601
Phone: 601-835-1366
Dan C. Boyd, Licensee &
Administrator
Proprietary
Capacity: 10

Lowndes County

The Arrington
234 Windsor Blvd.
Columbus, Mississippi 39702
Phone: 662-241-0001
Fax: 662-241-0091
Arrington, Licensee
Ken Phillips, Administrator
Proprietary
Capacity: 55

Cherubs Personal Care Home
289 Sanders Mill Road
Steens, Michigan 39766
Phone: 662-356-4227
Fax: 662-356-4203
Bonny York, Licensee & Administrator
Proprietary
Capacity: 13

Collegeview Personal Care Home
1323 College Street
Columbus, Michigan 39701
Phone: 662-327-9463
Fax: 662-327-1419
Carolyn P. Reed, Licensee
& Administrator
Proprietary
Capacity: 6

Golden Age Care Home
2566 Trinity Road
Crawford, Michigan 39743
Phone: 662-327-6340
Silva Graber, Administrator
Proprietary
Capacity: 9

Home Place of Columbus
2082 Yorkville Road East
Columbus, Michigan 39702
Phone: 662-329-2772
Fax: 662-329-2889
Denny Nooner, Jr., Licensee
Yvone Fortner, Administrator
Proprietary
Capacity: 62
Increased from 60

Home Place of New Hope
200 Molly Lane
Columbus, Michigan 39702
Phone: 662-328-2772
Fax: 662-329-2889
Dennis Nooner, Jr., Licensee
Carol Banks, Administrator
Proprietary
Capacity: 16

Lakewood Personal Care
641 Pennington Lake Road
Columbus, Michigan 39705
Phone: 662-328-4651
Harry Dowdle, Licensee &
Administrator
Proprietary
Capacity: 7

Trinity Personal Care Center
250 Airline Road
Columbus, Michigan 39702
Phone: 662-327-6795
Fax: 662-327-3039
Stephen McAlilly, Licensee
Stanley C. Maynard, Administrator
Non-Profit
Capacity: 62

Madi son County

Christian Care Assisted Living
Center
399 Cauthen Street
Canton, Michigan 39046
Phone: 601-859-8414
Mail: 4772 Village Drive
Jackson, Michigan 39201
Gladys F. Johnson, Licensee
Richard F. Johnson, Administrator
Non-Profit
Capacity: 31

Old Ladies Home
7521 Old Canton Road
Madison, Michigan 39110
Phone: 601-856-1085
Fax: 601-856-1270
Mrs. Charles Sours, Licensee
J. Anne Thompson, Administrator
Non-Profit
Capacity: 20

The Orchard Personal Care Home
600 South Pear Orchard Road
Ridgeland, Michigan 39157
Phone: 601-856-2205
Fax: 601-856-8905
W. Thad McLaurin, Licensee
Sandra Garvin, Administrator
Proprietary
Capacity: 61

Ridgel and Point Assisted Living
410 Orchard Park
Ridgel and, Mississippi 39157
Phone: 601-957-0727
Fax: 601-957-0756
Daniel Baty, Licensee
Julia Edwards, Administrator
Public
Capacity: 100

St. Catherine's Village/Campbell
Cove
200 Dominican Drive
Madison, Mississippi 39110
Phone: 601-856-0160
Fax: 601-856-0118
Sister Mary Dorothea Sondgeroth,
Licensee
Mary Margaret Judy, Administrator
Non-Profit
Capacity: 36
Assisted Living/Alzheimer

St. Catherine's Village/Marian Hall
200 Dominican Drive
Madison, Mississippi 39110
Phone: 601-856-0100
Fax: 601-856-0109
Sister Mary Dorothea Sondgeroth,
Licensee
Mary Margaret Judy, Administrator
Non-profit
Capacity: 60
Assisted Living

Seasons Assisted Living
1421 East Peace Street
P. O. Box 488
Canton, Mississippi 39046
Phone: 601-855-5760
Fax: 601-855-5781
Frank Carlisle, Licensee
Daniel Logan, Administrator
Non-profit
Capacity: 3

Marion County

Bar-Sel Personal Care Home
608 Branton Avenue
Columbia, Mississippi 39429
Phone: 601-736-7355
Jo Selman, Licensee & Administrator
Non-Profit
Capacity: 11

The Grove Personal Care Home
11 Pecan Drive
Columbia, Mississippi 39429
Phone: 601-736-4747
Fax: 601-736-4073
JRSM Enterprises, Licensee
Jack Bradshaw, Administrator
Capacity: 8

Sandy Hook Estate Personal Care Home
1403 Highway 35 South
Sandy Hook, Mississippi 39478
Phone: 601-731-2273
Yvonne Fortenberry, Licensee &
Administrator
Proprietary
Capacity: 14

Star B. Rest Personal Care Home
101 Ward Loop
Columbia, Mississippi 39429
Phone: 601-736-7869
Jimmie D. Breakfield, Licensee &
Administrator
Proprietary
Capacity: 23

Marshall County

Christopher's Personal Care Home
885 Highway 178 East
Holly Springs, Mississippi 38635
Phone: 662-551-1122
Fax: 662-551-1635
Daniel C. Houck, Licensee
Gail M. Houck, Administrator
Proprietary
Capacity: 46
Assisted Living/Alzheimer's

Monroe County

Garden Suites Assisted Living
400 South Chestnut Street
P. O. Box 747
Aberdeen, Mississippi 39730
Phone: 662-319-2085
Fax: 662-319-2096
Steve Fontaine, Licensee &
Administrator
Non-Profit
Capacity: 22

Monroe County Rest Home
50051 County Home Road
Aberdeen, Mississippi 39730
Phone: 662-369-4485
Barbara E. Mabry, Licensee
& Administrator
Non-Profit
Capacity: 12

Oak Tree Plantation
60139 Cotton Gin Port Road
Amory, Mississippi 38821
Phone: 662-256-8406
Fred C. Heckant, Licensee
Brad Wilson, Administrator
Proprietary
Capacity: 34
Assisted Living

Pillars of Aberdeen
502 Jackson Street
Aberdeen, Mississippi 39730
Phone: 662-369-3000
Fax: 662-369-3518
John W. Jamison, III, Licensee
Kathy Comstock, Administrator
Proprietary
Capacity: 73

Neshoba County

Bee Hive Home of Philadelphia
708 Columbus Avenue
Philadelphia, Mississippi 39350
Phone: 601-656-0220
John M. Mayfield, Licensee
& Administrator
Public
Capacity: 14

Neshoba County Personal Care Home
1001 Holland Avenue
Philadelphia, Mississippi 39350
Phone: 601-663-1200
Fax: 601-663-1446
Marvin Page, Licensee
Robert W. Cole, Administrator
Public
Capacity: 22

Newton County

Central Miss. Residential Center
701 Northside Drive
P. O. Box 470
Newton, Mississippi 39345
Phone: 601-683-4200
Fax: 601-683-4210
Mack H. Yeager, Ph.D., Licensee &
Administrator
Public
Capacity: 48

Magnolia Regional Residential Living
606 East Jackson Road
Union, Mississippi 39365
Phone: 601-774-9961
Hilda Brantley Hollis, Licensee &
Administrator
Proprietary
Capacity: 27
Increased from 14 5/04/04

Magnolia South Personal Care Home
19740 Highway 489
Union, Mississippi 39365
Phone: 601-774-9330
Hilda Brantley Hollis, Administrator
Proprietary
Capacity: 18

Okahatta Care Center
786 Chapel Hill Road
P. O. Box 580
Decatur, Mississippi 39327
Phone: 601-635-2984
Fax: 601-635-2714
Kenneth R. Jones, Licensee
Rosemary G. Jones, Administrator
Public
Capacity: 12

Woodland Court Personal Care
260 Northside Drive
Newton, Mississippi 39345
Phone: 601-683-2330
Fax: 601-683-3043
Paul ette Butler, MD, Licensee &
Administrator
Proprietary
Capacity: 24

Noxubee County

Brooksville Assisted Living Home
355 North Pine Street
P. O. Box 325
Brooksville, Mississippi 39739
Phone: 662-738-4866
Fax: 662-738-4966
John Jost, Licensee
Victor L. Kehn, Administrator
Non-Profit
Capacity: 10

Elderly Care Center, Inc.
496 Magnolia Drive
Macon, Mississippi 39341
Phone: 662-726-2630
Fax: 662-726-2229
Carol Pruitt, Licensee &
Administrator
Proprietary
Capacity: 15

Oktober County

Cantrell's Personal Care Home
1279 Highway 12 West
Starkville, Mississippi 39759
Phone: 662-323-5948
Vicki Cantrell Rushing, Licensee &
Administrator
Proprietary
Capacity: 15

O'Brian's East Personal Care Home
1587 Old Highway 82 East
Starkville, Mississippi 39579
Phone: 662-323-5876
Fax: 662-323-5235
Betty O'Brian, Licensee &
Administrator
Public Leased
Capacity: 22

Scribners Personal Care Home
114 North Montgomery Street
Starkville, Mississippi 39759
Phone: 662-323-4617
Annie Laura Morgan, Licensee
Betty Lyle, Administrator
Proprietary
Capacity: 18

Panola County

Fairfield of Batesville
640 Keating Road
P. O. Box 1632
Batesville, Mississippi 38606
Phone: 662-563-2345
Fax: 662-563-5678
John Phillips, III, Licensee
Sandra B. Cobb, RN, Administrator
Proprietary
Capacity: 46
Assisted Living

Pearl River County

Magnolia Personal Care Home
174 Cliff Mitchell Road
Percy, Mississippi 39466
Phone: 601-798-4007
Fax: 601-798-9306
Mark Alison, Administrator
Proprietary
Capacity: 78

New Country Living Personal Care
Home
258 George Ford Road
Carriere, Mississippi 39426
Phone: 601-798-5673
Fax: 601-749-9018
Marion Carolyn Fletcher, Licensee &
Administrator
Proprietary
Capacity: 14

Our Place Personal Care Home
27 Alsobrooks Road
Percy, Mississippi 39466
Phone: 601-799-3303
Suzanne Cooper, RN, Licensee &
Administrator
Proprietary
Capacity: 12

Our Place II
2501 Highway 43 South
Pikayune, Mississippi 39466
Phone: 601-749-9596
Edward V. Cooper, Jr., Licensee
Patricia Carnes, Administrator
Proprietary
Capacity: 9

Shady Oaks of Carriere
83 White Chapel Road
Carriere, Mississippi 39426
Phone: 601-798-0207
Frank Duncan, Licensee &
Administrator
Proprietary
Capacity: 11

Southern Pines Personal Care Home
340 Sycamore Road
Carriere, Mississippi 39426
Phone: 601-798-9969
Fax: 601-798-2259
Betty Fletcher, Licensee &
Administrator
Proprietary
Capacity: 20

Perry County

Community Assisted Living
109 Elm Avenue
Richton, Mississippi 39476
Phone: 601-788-5865
Fax: 601-788-5722
Oma Hieber, Administrator
Proprietary
Capacity: 12
Licensed 5/04/04

Friend's Personal Care Home
367 Corinth Church Road
Petal, Mississippi 39465
Phone: 601-545-9545
Robert Lee Friend, Licensee &
Administrator
Non-Profit
Capacity: 10

Pike County

Aston Court Retirement Community
222 Aston Avenue
McComb, Mississippi 39648
Phone: 601-249-0023
Fax: 601-249-3106
Ronald H. Lock, Licensee
Staci Ann Lock Hamilton,
Administrator
Proprietary
Capacity: 50

Camellia Estates Assisted Living
1714 White Street
McComb, Mississippi 39648
Phone: 601-250-0066
Fax: 601-250-0640
Pike Community Care Center, Licensee
Charlotte Marshall, Administrator
Proprietary
Capacity: 48

McComb Nursing & Rehab Center
415 Marion Avenue
McComb, Mississippi 39648
Phone: 601-684-8700
Fax: 601-249-2982
McComb Nursing & Rehab Center,
Licensee
Johnnie Walters, Jr., Administrator
Proprietary
Capacity: 10

Pontotoc County

Church Street Personal Care Home
407 Church Street
Pontotoc, Mississippi 38863
Phone: 662-488-0443
Beth Mapp, Licensee & Administrator
Proprietary
Capacity: 14

Windham House Assisted Living
36 Elm Lane
P. O. Box 249
Ecru, Michigan 38841
Phone 662-489-6462
Fax: 662-489-6491
Betty S. Windham, R.N., Licensee &
Administrator
Proprietary
Capacity: 40

Prentiss County

The Landmark Community Personal Care Home
701 West Church Street
Booneville, Michigan 38829
Phone: 662-728-3539
Travis W. Childers, Licensee
Proprietary
Capacity: 40

Rankin County

Brandon Court Personal Care Home
100 Burnham Road
Brandon, Michigan 39042
Phone: 601-664-2259
Fax: 601-664-2260
Rankin Community Care Center,
Licensee
Shirley J. Graham, Administrator
Proprietary
Capacity: 6
Assisted Living

Briar Hill Rest Home
1201 Gunter Road
Florence, Michigan 39073
Phone: 601-939-6371
Fax: 601-939-6228
David Rotolo, Licensee
Edith Charlene Quarles,
Administrator
Proprietary
Capacity: 2

Heritage House of Castlewoods
140 Castlewoods Blvd.
Brandon, Michigan 39047
Phone: 601-919-1208
Fax: 601-919-1174
L. Rodney Chambliss, Licensee
Michael Lalo, Administrator
Proprietary
Capacity: 110
Assisted Living/Alzheimers

O' McDougale's Love & Care Home
319 North Avenue
P. O. Box 644
Pelahatchie, Michigan 39145
Phone: 601-854-7925
Fax: 601-362-2207
Charlene M. Brown, Licensee &
Administrator
Proprietary
Capacity: 11

Peach Tree Village Assisted Living
6100 Old Brandon Road
Brandon, Michigan 39042
Phone: 601-933-1100
Fax: 601-933-1113
Sentry Care, Licensee
Mary Kim Smith, Administrator
Proprietary
Capacity: 71

Scott County

Beehive Home of Forest
410 Townsend Road
Forest, Michigan 39074
Phone: 601-469-9476
John M. Mayfield, Licensee &
Administrator
Public
Capacity: 14
Licensed 9/17/04

Magnolia Manor
410 East First Street
Forest, Mississippi 39074
Phone: 601-469-4389
Fax: 601-732-8037
Paulette Butler, Licensee
& Administrator
Proprietary
Capacity: 12
Decreased from 15

Simpson County

Bryant's Residential Care Facility
1310 Highway 541 South
P. O. Box 972
Magee, Mississippi 39111
Phone: 601-849-6160
Fax: 601-849-4733
Yvonne Bryant, Administrator
Proprietary
Capacity: 21

La Dora Acres Assisted Living/
Residential Care Home
1116 Frances Avenue
Magee, Mississippi 39111
Phone: 601-849-1920
Fax: 601-849-1950
Minnie D. Lane, RN, Licensee &
Administrator
Proprietary
Capacity: 12
Licensed 8/10/04

Stone County

Stone County Nursing & Rehab Center
1436 East Central Avenue
Wiggins, Mississippi 39577
Phone: 601-928-1889
Fax: 601-928-2335
Stone County Nursing & Rehab Center,
Licensee
James L. Agler, Jr., Administrator
Proprietary
Capacity: 1
Licensed 4/16/04

Sunflower County

Indywood Assisted Living
541 Dorsett Drive
Indianola, Mississippi 38751
Phone: 662-887-3005
Fax: 662-887-3057
Indywood, Licensee
Eleta Grimmett, Administrator
Proprietary
Capacity: 32
Increased from 25 beds 8/19/04

Rulville Nursing & Rehab Center
800 Stansel Drive
Rulville, Mississippi 38771
Phone: 662-756-4361
Fax: 662-756-2788
Rulville Nursing & Rehab Center,
Licensee
Tina Alexander, Administrator
Proprietary
Capacity: 11
Assisted Living

Tippah County

Beverly Healthcare Personal Care
101 Cunningham Drive
Ripley, Mississippi 38863
Phone: 662-837-3011
Fax: 662-837-0230
James Landers, Licensee
Charles S. Small, Jr., Administrator
Proprietary
Capacity: 10
Assisted Living

Tishomingo County

Carriington House
1670 White House Road
Iuka, Mississippi 38852
Phone: 662-423-3307
Fax: 662-423-3308
Beverly Ann Vatalaro, Licensee
& Administrator
Proprietary
Capacity: 18
Residential Living Facility

Southern Magnolia Estates
1308 North Pearl Street
Iuka, Mississippi 38852
Phone: 662-424-0023
Fax: 662-424-0199
Trev Clark, Licensee & Administrator
Proprietary
Capacity: 34

Southern Magnolia Estates, II
1308 North Pearl Street
Iuka, Mississippi 38852
Phone: 662-424-0023
Fax: 662-424-0199
Trev Clark, Licensee & Administrator
Proprietary
Capacity: 18

Union County

Dogwood Plantation of New Albany
250 Fairfield Drive
New Albany, Mississippi 38652
Phone: 662-534-7331
James B. Shannon, IV, Licensee
Don Turner, Administrator
Proprietary
Capacity: 24

Green Oak Manor Personal Care Home
600 Highway 30 West
New Albany, Mississippi 38652
Phone: 662-534-5602
Fax: 662-534-3050
Gena Vail, Licensee & Administrator
Proprietary
Capacity: 12

Magnolia Place of New Albany
1515 Munsford Drive
New Albany, Mississippi 38652
Phone: 662-534-0046
Fax: 662-534-0393
R. Bruce Cole, Licensee &
Administrator
Public
Capacity: 50
Increased from 39 4/01/04

Sunshine Inn
1645 Highway 178
P. O. Box 378
Myrtle, Mississippi 38650
Phone: 662-988-3959
Fax: 662-988-3989
Vicki M. Smith, Licensee &
Administrator
Proprietary
Capacity: 20
Assisted Living

Warren County

Belmont Gardens Personal Care Home
3201 Wisconsin Avenue
P. O. Box 820874
Vicksburg, Mississippi 39180
Phone: 601-636-8006
Fax: 601-636-0953
Joe M. Ross, Licensee
Mary Ann E. Jackson, Administrator
Proprietary
Capacity: 25

Belmont Place Personal Care Home
1002 Belmont Street
P. O. Box 820874
Vicksburg, Mississippi 39180
Phone: 601-636-8004
Fax: 601-629-6490
Joe M. Ross, Licensee
Mary Ann E. Jackson, Administrator
Proprietary
Capacity: 11

Heritage House Assisted Living
Center
3101 Wisconsin Avenue
P. O. Box 820485
Vicksburg, Mississippi 39180
Phone: 601-638-1514
Fax: 601-638-8738
First Warren Corporation, Licensee
Robert Greer, Administrator
Proprietary
Capacity: 41

Washington County

Magnolia Gardens of Greenville
1644 South Colorado Street
Greenville, Mississippi 38701
Phone: 662-335-9699
Fax: 662-335-9693

Magnolia Gardens of Greenville,
Licensee

Joy Lehman, Administrator
Proprietary
Capacity: 48

Wellington Place of Greenville
1880 Fairground Road
Greenville, Mississippi 38701
Phone: 662-334-4646
Fax: 662-334-4691

Health Care Properties, XI, Licensee
Wanda Grassi, Administrator
Proprietary
Capacity: 55
Assisted Living/Alzheimer's

Wayne County

Brookwood Villa Personal Care Home
915 Wayne Street
Waynesboro, Mississippi 39367
Phone: 601-735-0264
Sherry Busby, Licensee &
Administrator
Proprietary
Capacity: 24

Personal Care Retirement Home
1034 Azalea Drive
Waynesboro, Mississippi 39367
Phone: 601-735-9245
Audra Newburn, Licensee &
Administrator
Proprietary
Capacity: 11

Pine View Health Care Center
1304 Walnut Street
Waynesboro, Mississippi 39367
Phone: 601-735-9025
Fax: 601-735-0813
Scott J. Bell, Licensee
Joan V. Stanford, Administrator
Proprietary
Capacity: 3

Soulangiana Place
1503 Azalea Drive
Waynesboro, Mississippi 39367
Phone: 601-735-4806
Fax: 601-735-5180
Robert Stan Trigg, Administrator
Proprietary
Capacity: 10

Southern Living Assisted Living
511 Gray Drive
Waynesboro, Mississippi 39367
Phone: 601-735-0120
Fax: 601-735-5180
Robert Stan Trigg, Licensee &
Administrator
Proprietary
Capacity: 30
Increased from 6

Total Care of Waynesboro
1502 Azalea Drive
Waynesboro, Mississippi 39367
Phone: 601-735-4806
Fax: 601-735-5180
Robert Stan Trigg, Administrator
Proprietary
Capacity: 10

Webster County

Eupora Personal Care
200 Walnut Avenue
Eupora, Mississippi 39744
Phone: 662-258-8293
Fax: 662-258-2345
Gerald Gary, Administrator
Proprietary
Capacity: 1

Vicker's Personal Care Home
Route 3, Box 695A
Mathiston, Mississippi 39752
Phone: 662-263-4685
Rhea Dawn Vickers, Licensee &
Administrator
Proprietary
Capacity: 13

Winston County

J R S & J Senior Adult Care Center
803 West Main Street
P. O. Box 1009
Louisville, Mississippi 39339
Phone: 662-773-8750
Fax: 662-773-8721
James R. Wilson, Licensee &
Administrator
Proprietary
Capacity: 12
Increased from 9
Assisted Living

Lakeside Village
8862 Highway 15
Mail: P. O. Box 401
Noxapater, Mississippi 39346
Phone: 662-724-2500
Fax: 662-724-2501
Kevin Weeks, Licensee
Twyla Weeks, Administrator
Proprietary
Capacity: 15
Licensed 11/09/04

Yalobusha County

Yalobusha County Assisted Living
Center
630 South Main Street
P. O. Box 728
Water Valley, Mississippi 38965
Phone: 662-473-1411
Fax: 662-473-4922
Linda Ingram, Licensee
Terry Varner, Administrator
Public
Capacity: 2