

2017 MAY 11 AM 9:15

**CERTIFICATION**

## Consumer Confidence Report (CCR)

Springdale Youth Center Water Assn, Inc.

Public Water Supply Name

# 0040027 & # 0040028

List PWS ID #s for all Community Water Systems included in this CCR

The Federal Safe Drinking Water Act (SDWA) requires each Community public water system to develop and distribute a Consumer Confidence Report (CCR) to its customers each year. Depending on the population served by the public water system, this CCR must be mailed or delivered to the customers, published in a newspaper of local circulation, or provided to the customers upon request. Make sure you follow the proper procedures when distributing the CCR. **You must mail, fax or email a copy of the CCR and Certification to MSDH. Please check all boxes that apply.**

Customers were informed of availability of CCR by: *(Attach copy of publication, water bill or other)*

- Advertisement in local paper (attach copy of advertisement)
- On water bills (attach copy of bill)
- Email message (MUST Email the message to the address below)
- Other \_\_\_\_\_

Date(s) customers were informed: 05/04/17 / / , / /

CCR was distributed by U.S. Postal Service or other direct delivery. Must specify other direct delivery methods used \_\_\_\_\_

Date Mailed/Distributed: \_\_\_ / \_\_\_ / \_\_\_

CCR was distributed by Email (MUST Email MSDH a copy)

Date Emailed: \_\_\_ / \_\_\_ / \_\_\_

- As a URL (Provide URL \_\_\_\_\_)
- As an attachment
- As text within the body of the email message

CCR was published in local newspaper. *(Attach copy of published CCR or proof of publication)*Name of Newspaper: The Star HeraldDate Published: 05/04/17CCR was posted in public places. *(Attach list of locations)*

Date Posted: \_\_\_ / \_\_\_ / \_\_\_

CCR was posted on a publicly accessible internet site at the following address (**DIRECT URL REQUIRED**):**CERTIFICATION**

I hereby certify that the **Consumer Confidence Report (CCR)** has been distributed to the customers of this public water system in the form and manner identified above and that I used distribution methods allowed by the SDWA. I further certify that the information included in this CCR is true and correct and is consistent with the water quality monitoring data provided to the public water system officials by the Mississippi State Department of Health, Bureau of Public Water Supply

Bettie McCo  
Name/Title (President) Mayor, Owner, etc.)

5-10-17  
Date

**Submission options (Select one method ONLY)**

**Mail:** (U.S. Postal Service)  
MSDH, Bureau of Public Water Supply  
P.O. Box 1700  
Jackson, MS 39215

**Fax:** (601) 576 - 7800

**Email:** [water.reports@msdh.ms.gov](mailto:water.reports@msdh.ms.gov)

**CCR Deadline to MSDH & Customers by July 1, 2017!**

Date: May 4, 2017

To: Springdale Youth Center Water Association  
Post Office Box 162  
Kosciusko, MS 39090

For publication of described notice, copy of which is attached.

Ad Size 3 x 12.5 Times 1 and making 2 proofs, \$279.75

Payment received from \_\_\_\_\_


Kar Fretts  
(Clerk)  
The Star-Herald  
207 North Madison St.  
Kosciusko, MS 39090

PROOF OF PUBLICATION


STATE OF MISSISSIPPI  
COUNTY OF ATTALA

Personally came before me, the undersigned, a NOTARY PUBLIC in and for Attala County, Mississippi, the CLERK of The Star-Herald, a newspaper published in the City of Kosciusko, Attala County, in said state, who, being duly sworn deposes and says that The Star-Herald is a newspaper as defined and described in Senate Bill No. 203 enacted at the regular session of the Mississippi Legislature of 1948, amended Section 1858, of the Mississippi Code of 1942, and that the publication of a notice, of which the annexed is a copy, in the matter of **Annual Water Report**, has been published in said newspaper 1 times, to-wit:

On the 4th day of May, 2017



Kar Fretts  
(Clerk)



SWORN TO AND SUBSCRIBED before me, this 4th

day of May, 2017.

Daphne M. Dabbs  
(Notary Public)

Why is this report prepared? This report is prepared to inform you about the quality of the water and services we provide. We are committed to providing you with safe and reliable drinking water. We want you to understand the information we provide to you and how we protect your water. We want you to understand the information we provide to you and how we protect your water. We want you to understand the information we provide to you and how we protect your water.

The water quality assessment has been completed for our public water system to determine the overall acceptability of its drinking water supply to meet the requirements of the Safe Drinking Water Act (SDWA). The water quality assessment was made by using the information we provide to you and how we protect your water. We want you to understand the information we provide to you and how we protect your water.

It is important to remember that the presence of these substances does not necessarily indicate that the water poses a health risk. In this state you will find many items and substances you might not be familiar with. To help you better understand these items we provided the following information:

**Action Level:** The concentration of a contaminant which, if exceeded, triggers treatment or other requirements which a water system must follow. Maximum Contaminant Level (MCL): The Maximum Allowable Ground (MAG) is the highest level of a contaminant that is allowed in drinking water. MCLs are set as close to the MCLGL as feasible using the best available treatment technology.

**Maximum Contaminant Level Goal (MCLG):** The level of a drinking water constituent below which there is no known or expected risk of deleterious health effects. MCLG is set as close to the MCLGL as feasible using the best available treatment technology.

**Maximum Contaminant Level (MCL):** The highest level of a contaminant allowed in drinking water. There is convincing evidence that additional treatment is necessary to control the contaminant.

**Maximum Contaminant Level Goal (MCLG):** The level of a drinking water constituent below which there is no known or expected risk of deleterious health effects. MCLG is set as close to the MCLGL as feasible using the best available treatment technology.

**Maximum Contaminant Level (MCL):** The highest level of a contaminant allowed in drinking water. There is convincing evidence that additional treatment is necessary to control the contaminant.

**TEST RESULTS**

Contaminant	Validation Y/N	Date Collected	Level Detected	Range of Detects or Exceeding MCL(MCLGL/MCL)	Unit	MCLG	MCL	MCL	Primary Source of Contamination
<b>Inorganic Contaminants</b>									
10. Boron	N	2016	0.072	0.057 - 0.072	ppm	2	2	2	Discharge of drilling wastes, discharge from metal refineries, discharge from metal processing, discharge from steel and metal mills, washes of metal deposits
13. Chromium	N	2016	2.8	1.4 - 2.8	ppm	100	100	100	Discharge from steel and metal mills, washes of metal deposits
14. Copper	N	2016	1	0	ppm	1.3	1.3	1.3	Corrosion of household plumbing systems, erosion of natural materials, discharge from wood preservatives
16. Fluoride	N	2016	1.21	1.08 - 1.21	ppm	4	4	4	Extraction of natural deposits, water addition which provides energy and nutrients for plants, erosion of natural materials, discharge from metal refineries, discharge from steel and metal mills, washes of metal deposits
17. Lead	N	2016	1	0	ppm	0	0	0	Corrosion of household plumbing systems, erosion of natural materials
<b>Disinfection By-Products</b>									
81. Haloacetic Acids (HAA5)	N	2016	1.26	No Range	ppm	0	0	0	By-product of drinking water disinfection, discharge from water treatment plants, discharge from wood preservatives, discharge from steel and metal mills, washes of metal deposits
82. Trihalomethanes (THM5)	N	2016	1	0	ppm	0	0	0	By-product of drinking water disinfection, discharge from water treatment plants, discharge from wood preservatives, discharge from steel and metal mills, washes of metal deposits
Chlorine	N	2016	1	0	ppm	0	0	0	By-product of drinking water disinfection, discharge from water treatment plants, discharge from wood preservatives, discharge from steel and metal mills, washes of metal deposits

**TEST RESULTS**

Contaminant	Validation Y/N	Date Collected	Level Detected	Range of Detects or Exceeding MCL(MCLGL/MCL)	Unit	MCLG	MCL	MCL	Primary Source of Contamination
<b>Organic Contaminants</b>									
10. DDT	N	2016	0.072	0.057 - 0.072	ppm	2	2	2	Discharge of drilling wastes, discharge from metal refineries, discharge from metal processing, discharge from steel and metal mills, washes of metal deposits
13. Dieldrin	N	2016	2.8	1.4 - 2.8	ppb	100	100	100	Discharge from steel and metal mills, washes of metal deposits
14. Copper	N	2016	1	0	ppm	1.3	1.3	1.3	Corrosion of household plumbing systems, erosion of natural materials, discharge from wood preservatives, discharge from steel and metal mills, washes of metal deposits
16. Fluoride	N	2016	1.21	1.08 - 1.21	ppm	4	4	4	Extraction of natural deposits, water addition which provides energy and nutrients for plants, erosion of natural materials, discharge from metal refineries, discharge from steel and metal mills, washes of metal deposits
<b>Disinfection By-Products</b>									
Chlorine	N	2016	1	0	ppm	0	0	0	By-product of drinking water disinfection, discharge from water treatment plants, discharge from wood preservatives, discharge from steel and metal mills, washes of metal deposits

\* Your water sample for analysis required for 2016  
 We are committed to providing you with safe and reliable drinking water. We want you to understand the information we provide to you and how we protect your water. We want you to understand the information we provide to you and how we protect your water. We want you to understand the information we provide to you and how we protect your water.

RECEIVED-WATER SUPPLY

2016 Annual Drinking Water Quality Report  
 Springdale Youth Center Water Association  
 PWS#: 0040027 & 0040028  
 April 2017

APR 25 PM 2: 17

We're pleased to present to you this year's Annual Quality Water Report. This report is designed to inform you about the quality water and services we deliver to you every day. Our constant goal is to provide you with a safe and dependable supply of drinking water. We want you to understand the efforts we make to continually improve the water treatment process and protect our water resources. We are committed to providing you with information because informed customers are our best allies. Our water is purchased from the City of Kosciusko that has wells drawing from the Meridian Upper Wilcox Aquifer.

The source water assessment has been completed for our public water system to determine the overall susceptibility of its drinking water supply to identify potential sources of contamination. A report containing detailed information on how the susceptibility determinations were made has been furnished to our public water system and is available for viewing upon request. The wells for the City of Kosciusko have received a moderate ranking in terms of susceptibility to contamination.

If you have any questions about this report or concerning your water utility come by the water office or call Arnold Lowe at 662.289.7534. We want our valued customers to be informed about their water utility. If you want to learn more, please join us at any of our regularly scheduled meetings. They are held on the second Monday of the month at 9:00 AM at the office located at 4634 Attala Rd 4171, Kosciusko, MS.

We routinely monitor for contaminants in your drinking water according to Federal and State laws. This table below lists all of the drinking water contaminants that were detected during the period of January 1<sup>st</sup> to December 31<sup>st</sup>, 2016. In cases where monitoring wasn't required in 2016, the table reflects the most recent results. As water travels over the surface of land or underground, it dissolves naturally occurring minerals and, in some cases, radioactive materials and can pick up substances or contaminants from the presence of animals or from human activity; microbial contaminants, such as viruses and bacteria, that may come from sewage treatment plants, septic systems, agricultural livestock operations, and wildlife; inorganic contaminants, such as salts and metals, which can be naturally occurring or result from urban storm-water runoff, industrial, or domestic wastewater discharges, oil and gas production, mining, or farming; pesticides and herbicides, which may come from a variety of sources such as agriculture, urban storm-water runoff, and residential uses; organic chemical contaminants, including synthetic and volatile organic chemicals, which are by-products of industrial processes and petroleum production, and can also come from gas stations and septic systems; radioactive contaminants, which can be naturally occurring or be the result of oil and gas production and mining activities. In order to ensure that tap water is safe to drink, EPA prescribes regulations that limit the amount of certain contaminants in water provided by public water systems. All drinking water, including bottled drinking water, may be reasonably expected to contain at least small amounts of some constituents. It's important to remember that the presence of these constituents does not necessarily indicate that the water poses a health risk.

In this table you will find many terms and abbreviations you might not be familiar with. To help you better understand these terms we've provided the following definitions:

*Action Level* - the concentration of a contaminant which, if exceeded, triggers treatment or other requirements which a water system must follow.

*Maximum Contaminant Level (MCL)* - The "Maximum Allowed" (MCL) is the highest level of a contaminant that is allowed in drinking water. MCLs are set as close to the MCLGs as feasible using the best available treatment technology.

*Maximum Contaminant Level Goal (MCLG)* - The "Goal" (MCLG) is the level of a contaminant in drinking water below which there is no known or expected risk to health. MCLGs allow for a margin of safety.

*Maximum Residual Disinfectant Level (MRDL)* - The highest level of a disinfectant allowed in drinking water. There is convincing evidence that addition of a disinfectant is necessary to control microbial contaminants.

*Maximum Residual Disinfectant Level Goal (MRDLG)* - The level of a drinking water disinfectant below which there is no known or expected risk of health. MRDLGs do not reflect the benefits of the use of disinfectants to control microbial contaminants.

*Parts per million (ppm) or Milligrams per liter (mg/l)* - one part per million corresponds to one minute in two years or a single penny in \$10,000.

*Parts per billion (ppb) or Micrograms per liter* - one part per billion corresponds to one minute in 2,000 years, or a single penny in \$10,000,000.

PWS ID # 0040027		TEST RESULTS						
Contaminant	Violation Y/N	Date Collected	Level Detected	Range of Detects or # of Samples Exceeding MCL/ACL/MRDL	Unit Measure -ment	MCLG	MCL	Likely Source of Contamination
<b>Inorganic Contaminants</b>								
10. Barium	N	2015*	.0372	.0257 - .0372	ppm	2	2	Discharge of drilling wastes; discharge from metal refineries; erosion of natural deposits
13. Chromium	N	2015*	2.8	1.4 - 2.8	ppb	100	100	Discharge from steel and pulp mills; erosion of natural deposits
14. Copper	N	2012/14*	.1	0	ppm	1.3	AL=1.3	Corrosion of household plumbing systems; erosion of natural deposits; leaching from wood preservatives

16. Fluoride	N	2015*	1.21	.928 – 1.21	ppm	4	4	Erosion of natural deposits; water additive which promotes strong teeth; discharge from fertilizer and aluminum factories
17. Lead	N	2012/14*	1	0	ppb	0	AL=15	Corrosion of household plumbing systems, erosion of natural deposits

### Disinfection By-Products

81. HAA5	N	2011*	5	No Range	ppb	0	60	By-Product of drinking water disinfection.
82. TTHM [Total trihalomethanes]	N	2011*	1.28	No Range	ppb	0	80	By-product of drinking water chlorination.
Chlorine	N	2016	1	.9– 1.2	ppm	0	MRDL = 4	Water additive used to control microbes

## PWS ID # 0040028

## TEST RESULTS

Contaminant	Violation Y/N	Date Collected	Level Detected	Range of Detects or # of Samples Exceeding MCL/ACL/MRDL	Unit Measure -ment	MCLG	MCL	Likely Source of Contamination
-------------	---------------	----------------	----------------	---	--------------------	------	-----	--------------------------------

### Inorganic Contaminants

10. Barium	N	2015*	.0372	.0257 - .0372	ppm	2	2	Discharge of drilling wastes; discharge from metal refineries; erosion of natural deposits
13. Chromium	N	2015*	2.8	1.4 – 2.8	ppb	100	100	Discharge from steel and pulp mills; erosion of natural deposits
14. Copper	N	2012/14*	.1	0	ppm	1.3	AL=1.3	Corrosion of household plumbing systems; erosion of natural deposits; leaching from wood preservatives
16. Fluoride	N	2015*	1.21	.928 – 1.21	ppm	4	4	Erosion of natural deposits; water additive which promotes strong teeth; discharge from fertilizer and aluminum factories

### Disinfection By-Products

Chlorine	N	2015*	1.1	1- 1.1	ppm	0	MRDL = 4	Water additive used to control microbes
----------	---	-------	-----	--------	-----	---	----------	---

\* Most recent sample. No sample required for 2016.

As you can see by the table, our system had no violations. We're proud that your drinking water meets or exceeds all Federal and State requirements. We have learned through our monitoring and testing that some constituents have been detected however the EPA has determined that your water IS SAFE at these levels.

We are required to monitor your drinking water for specific constituents on a monthly basis. Results of regular monitoring are an indicator of whether or not our drinking water meets health standards. In an effort to ensure systems complete all monitoring requirements, MSDH now notifies systems of any missing samples prior to the end of the compliance period.

If present, elevated levels of lead can cause serious health problems, especially for pregnant women and young children. Lead in drinking water is primarily from materials and components associated with service lines and home plumbing. Our water system is responsible for providing high quality drinking water, but cannot control the variety of materials used in plumbing components. When your water has been sitting for several hours, you can minimize the potential for lead exposure by flushing your tap for 30 seconds to 2 minutes before using water for drinking or cooking. If you are concerned about lead in your water, you may wish to have your water tested. Information on lead in drinking water, testing methods, and steps you can take to minimize exposure is available from the Safe Drinking Water Hotline or at <http://www.epa.gov/safewater/lead>.

All sources of drinking water are subject to potential contamination by substances that are naturally occurring or man made. These substances can be microbes, inorganic or organic chemicals and radioactive substances. All drinking water, including bottled water, may reasonably be expected to contain at least small amounts of some contaminants. The presence of contaminants does not necessarily indicate that the water poses a health risk. More information about contaminants and potential health effects can be obtained by calling the Environmental Protection Agency's Safe Drinking Water Hotline at 1-800-426-4791.

Some people may be more vulnerable to contaminants in drinking water than the general population. Immuno-compromised persons such as persons with cancer undergoing chemotherapy, persons who have undergone organ transplants, people with HIV/AIDS or other immune system disorders, some elderly, and infants can be particularly at risk from infections. These people should seek advice about drinking water from their health care

providers. EPA/CDC guidelines on appropriate means to lessen the risk of infection by Cryptosporidium and other microbial contaminants are available from the Safe Drinking Water Hotline 1.800.426.4791.

To comply with the "Regulation Governing Fluoridation of Community Water Supplies", the City of Kosciusko is required to report certain results pertaining to fluoridation of our water system. The number of months in the previous calendar year in which average fluoride sample results were within the optimal range of 0.7-1.3 ppm was 12. The percentage of fluoride samples collected in the previous calendar year that was within the optimal range of 0.7-1.3 ppm was 91%.

The Springdale Youth Center Water Association works around the clock to provide top quality water to every tap. We ask that all our customers help us protect our water sources, which are the heart of our community, our way of life and our children's future.

2017 MAY 11 AM 9:15

# CERTIFICATION

## Consumer Confidence Report (CCR)

Springdale Youth Center Water Assn, Inc  
Public Water Supply Name

#0040027 & #0040028

List PWS ID #s for all Community Water Systems included in this CCR

The Federal Safe Drinking Water Act (SDWA) requires each Community public water system to develop and distribute a Consumer Confidence Report (CCR) to its customers each year. Depending on the population served by the public water system, this CCR must be mailed or delivered to the customers, published in a newspaper of local circulation, or provided to the customers upon request. Make sure you follow the proper procedures when distributing the CCR. **You must mail, fax or email a copy of the CCR and Certification to MSDH. Please check all boxes that apply.**

Customers were informed of availability of CCR by: *(Attach copy of publication, water bill or other)*

Advertisement in local paper (attach copy of advertisement)

On water bills (attach copy of bill)

Email message (MUST Email the message to the address below)

Other \_\_\_\_\_

Date(s) customers were informed: 05/04/17 / /

CCR was distributed by U.S. Postal Service or other direct delivery. Must specify other direct delivery methods used \_\_\_\_\_

Date Mailed/Distributed: \_\_\_\_ / \_\_\_\_ / \_\_\_\_

CCR was distributed by Email (MUST Email MSDH a copy)

Date Emailed: \_\_\_\_ / \_\_\_\_ / \_\_\_\_

As a URL (Provide URL \_\_\_\_\_)

As an attachment

As text within the body of the email message

CCR was published in local newspaper. *(Attach copy of published CCR or proof of publication)*

Name of Newspaper: The Star Herald

Date Published: 05/04/17

CCR was posted in public places. *(Attach list of locations)*

Date Posted: \_\_\_\_ / \_\_\_\_ / \_\_\_\_

CCR was posted on a publicly accessible internet site at the following address (**DIRECT URL REQUIRED**):

### CERTIFICATION

I hereby certify that the Consumer Confidence Report (CCR) has been distributed to the customers of this public water system in the form and manner identified above and that I used distribution methods allowed by the SDWA. I further certify that the information included in this CCR is true and correct and is consistent with the water quality monitoring data provided to the public water system officials by the Mississippi State Department of Health, Bureau of Public Water Supply

Battie McCool

Name/Title (President, Mayor, Owner, etc.)

5-10-17

Date

### Submission options (Select one method ONLY)

**Mail:** (U.S. Postal Service)  
MSDH, Bureau of Public Water Supply  
P.O. Box 1700  
Jackson, MS 39215

**Fax:** (601) 576 - 7800

**Email:** [water.reports@msdh.ms.gov](mailto:water.reports@msdh.ms.gov)

**CCR Deadline to MSDH & Customers by July 1, 2017!**

Date: May 4, 2017 11 AM 9: 15

To: Springdale Youth Center Water Association  
Post Office Box 162  
Kosciusko, MS 39090

For publication of described notice, copy of which is attached.

Ad Size 3 x 12.5 Times 1 and making 2 proofs, \$279.75

Payment received from \_\_\_\_\_


Ka Fivette  
(Clerk)  
The Star-Herald  
207 North Madison St.  
Kosciusko, MS 39090

PROOF OF PUBLICATION


STATE OF MISSISSIPPI  
COUNTY OF ATTALA

Personally came before me, the undersigned, a NOTARY PUBLIC in and for Attala County, Mississippi, the CLERK of The Star-Herald, a newspaper published in the City of Kosciusko, Attala County, in said state, who, being duly sworn deposes and says that The Star-Herald is a newspaper as defined and described in Senate Bill No. 203 enacted at the regular session of the Mississippi Legislature of 1948, amended Section 1858, of the Mississippi Code of 1942, and that the publication of a notice, of which the annexed is a copy, in the matter of **Annual Water Report**, has been published in said newspaper 1 times, to-wit:

On the 4th day of May, 2017



Ka Fivette  
(Clerk)



SWORN TO AND SUBSCRIBED before me, this 4th

day of May, 2017.

Daphne M. Dabbs  
(Notary Public)



Many people are interested in your city's Annual Quality Water Report. This report is designed to inform you about the quality water and services we provide to you every day. It also provides information on how we protect and improve the quality of our water supply. We want you to understand the services we provide and how we protect and improve the quality of our water supply. We want you to understand the services we provide and how we protect and improve the quality of our water supply. We want you to understand the services we provide and how we protect and improve the quality of our water supply.

The source water treatment has been completed for our public water system to determine the overall suitability of its drinking water supply to be used for drinking water. This report is designed to inform you about the quality water and services we provide to you every day. It also provides information on how we protect and improve the quality of our water supply. We want you to understand the services we provide and how we protect and improve the quality of our water supply. We want you to understand the services we provide and how we protect and improve the quality of our water supply.

We routinely monitor for contaminants in your drinking water. According to Federal and State law, this table below lists all of the drinking water contaminants that are regulated under the SDWA. The table lists the name of the contaminant, the maximum contaminant level (MCL), the maximum contaminant level goal (MCLG), and the primary enforcement maximum (PEM). The table also lists the source of the contaminant and the health effects of the contaminant. The table is organized by the type of contaminant: Inorganic Contaminants, Disinfection By-Products, and Disinfection By-Products.

**TEST RESULTS**

Contaminant	Violation	Date Collected	Range of Detected or MCLG (MCLG)	Unit	MCLG	MCL	PEM	Health Effects of Contaminant
<b>Inorganic Contaminants</b>								
10. Barium	N	2016	0.072	ppm	2	2	2	Discharge of drilling wastes, discharge from metal refineries, discharge from steel and pulp mills, weather of natural deposits
13. Chromium	N	2016	2.8	1.4-2.8	100	100	100	Discharge of drilling wastes, discharge from metal refineries, discharge from steel and pulp mills, weather of natural deposits
14. Copper	N	2016	1	0	1.3	1.3	1.3	Discharge of drilling wastes, discharge from metal refineries, discharge from steel and pulp mills, weather of natural deposits
16. Fluoride	N	2016	1.21	0.28-1.21	ppm	4	4	Discharge of drilling wastes, discharge from metal refineries, discharge from steel and pulp mills, weather of natural deposits
17. Lead	N	2016	1	0	0	0	0	Discharge of drilling wastes, discharge from metal refineries, discharge from steel and pulp mills, weather of natural deposits

Contaminant	Violation	Date Collected	Range of Detected or MCLG (MCLG)	Unit	MCLG	MCL	PEM	Health Effects of Contaminant
<b>Disinfection By-Products</b>								
17. Lead	N	2016	1	0	0	0	0	Discharge of drilling wastes, discharge from metal refineries, discharge from steel and pulp mills, weather of natural deposits
18. Fluoride	N	2016	1.21	0.28-1.21	ppm	4	4	Discharge of drilling wastes, discharge from metal refineries, discharge from steel and pulp mills, weather of natural deposits

Contaminant	Violation	Date Collected	Range of Detected or MCLG (MCLG)	Unit	MCLG	MCL	PEM	Health Effects of Contaminant
<b>Disinfection By-Products</b>								
17. Lead	N	2016	1	0	0	0	0	Discharge of drilling wastes, discharge from metal refineries, discharge from steel and pulp mills, weather of natural deposits
18. Fluoride	N	2016	1.21	0.28-1.21	ppm	4	4	Discharge of drilling wastes, discharge from metal refineries, discharge from steel and pulp mills, weather of natural deposits

**TEST RESULTS**

Contaminant	Violation	Date Collected	Range of Detected or MCLG (MCLG)	Unit	MCLG	MCL	PEM	Health Effects of Contaminant
<b>Inorganic Contaminants</b>								
10. Barium	N	2016	0.072	ppm	2	2	2	Discharge of drilling wastes, discharge from metal refineries, discharge from steel and pulp mills, weather of natural deposits
13. Chromium	N	2016	2.8	1.4-2.8	ppm	100	100	Discharge of drilling wastes, discharge from metal refineries, discharge from steel and pulp mills, weather of natural deposits
14. Copper	N	2016	1	0	1.3	1.3	1.3	Discharge of drilling wastes, discharge from metal refineries, discharge from steel and pulp mills, weather of natural deposits
16. Fluoride	N	2016	1.21	0.28-1.21	ppm	4	4	Discharge of drilling wastes, discharge from metal refineries, discharge from steel and pulp mills, weather of natural deposits
<b>Disinfection By-Products</b>								
17. Lead	N	2016	1	0	0	0	0	Discharge of drilling wastes, discharge from metal refineries, discharge from steel and pulp mills, weather of natural deposits
18. Fluoride	N	2016	1.21	0.28-1.21	ppm	4	4	Discharge of drilling wastes, discharge from metal refineries, discharge from steel and pulp mills, weather of natural deposits

Water treatment sample for 2016

As you can see by the table, our water is safe to drink. We are proud that our drinking water meets or exceeds all Federal and State standards. We have learned through our monitoring and testing that our water is safe to drink. We are proud that our drinking water meets or exceeds all Federal and State standards. We have learned through our monitoring and testing that our water is safe to drink. We are proud that our drinking water meets or exceeds all Federal and State standards. We have learned through our monitoring and testing that our water is safe to drink.