

**MISSISSIPPI STATE DEPARTMENT OF HEALTH** 2016 JUN 20 AM 9:24  
**BUREAU OF PUBLIC WATER SUPPLY**

**CCR CERTIFICATION  
 CALENDAR YEAR 2015**

Town of Vardaman

Public Water Supply Name

0070019

List PWS ID #s for all Community Water Systems included in this CCR

The Federal Safe Drinking Water Act (SDWA) requires each Community public water system to develop and distribute a Consumer Confidence Report (CCR) to its customers each year. Depending on the population served by the public water system, this CCR must be mailed or delivered to the customers, published in a newspaper of local circulation, or provided to the customers upon request. Make sure you follow the proper procedures when distributing the CCR. **You must mail, fax or email a copy of the CCR and Certification to MSDH. Please check all boxes that apply.**

Customers were informed of availability of CCR by: *(Attach copy of publication, water bill or other)*

- Advertisement in local paper (attach copy of advertisement)  
 On water bills (attach copy of bill)  
 Email message (MUST Email the message to the address below)  
 Other \_\_\_\_\_

Date(s) customers were informed: 6/1/16, 6/8/16, 6/15/16

CCR was distributed by U.S. Postal Service or other direct delivery. Must specify other direct delivery methods used \_\_\_\_\_

Date Mailed/Distributed: 5/31/16

CCR was distributed by Email (MUST Email MSDH a copy)

Date Emailed:    /   /   

- As a URL (Provide URL \_\_\_\_\_)  
 As an attachment  
 As text within the body of the email message

CCR was published in local newspaper. *(Attach copy of published CCR or proof of publication)*

Name of Newspaper: The Calhoun County Journal

Date Published: 6/8/15/2016

CCR was posted in public places. *(Attach list of locations)* City Hall Post Office Bank Date Posted: 5/31/16

CCR was posted on a publicly accessible internet site at the following address **(DIRECT URL REQUIRED)**:  
 \_\_\_\_\_

**CERTIFICATION**

I hereby certify that the 2015 Consumer Confidence Report (CCR) has been distributed to the customers of this public water system in the form and manner identified above and that I used distribution methods allowed by the SDWA. I further certify that the information included in this CCR is true and correct and is consistent with the water quality monitoring data provided to the public water system officials by the Mississippi State Department of Health, Bureau of Public Water Supply.

James M. Casey  
 Name/Title (President, Mayor, Owner, etc.)

6-1-16  
 Date

*Deliver or send via U.S. Postal Service:*  
 Bureau of Public Water Supply  
 P.O. Box 1700  
 Jackson, MS 39215

*May be faxed to:*  
 (601)576-7800

*May be emailed to:*

**CCR Due to MSDH & Customers by July 1, 2016!**

water.reports@msdh.ms.gov

2015 Annual Drinking Water Quality Report  
 Town of Vardaman  
 PWS#:0070019  
 May 2016

2016 JUN 20 AM 9: 24

We're pleased to present to you this year's Annual Quality Water Report. This report is designed to inform you about the quality water and services we deliver to you every day. Our constant goal is to provide you with a safe and dependable supply of drinking water. We want you to understand the efforts we make to continually improve the water treatment process and protect our water resources. We are committed to providing you with information because informed customers are our best allies. Our water source is from wells drawing from the Gordo and Eutaw McShan Aquifers.

The source water assessment has been completed for our public water system to determine the overall susceptibility of its drinking water supply to identify potential sources of contamination. A report containing detailed information on how the susceptibility determinations were made has been furnished to our public water system and is available for viewing upon request. The wells for the Town of Vardaman have received lower rankings in terms of susceptibility to contamination.

If you have any questions about this report or concerning your water utility, please contact Eddie Alford at 662.542.0253 or James Casey 662.414.0084. We want our valued customers to be informed about their water utility. If you want to learn more, please join us at any of our regularly scheduled meetings. They are held on the first Tuesday of the month at 7:30 PM at the City Hall.

We routinely monitor for contaminants in your drinking water according to Federal and State laws. This table below lists all of the drinking water contaminants that were detected during the period of January 1<sup>st</sup> to December 31<sup>st</sup>, 2015. In cases where monitoring wasn't required in 2015, the table reflects the most recent results. As water travels over the surface of land or underground, it dissolves naturally occurring minerals and, in some cases, radioactive materials and can pick up substances or contaminants from the presence of animals or from human activity; microbial contaminants, such as viruses and bacteria, that may come from sewage treatment plants, septic systems, agricultural livestock operations, and wildlife; inorganic contaminants, such as salts and metals, which can be naturally occurring or result from urban storm-water runoff, industrial, or domestic wastewater discharges, oil and gas production, mining, or farming; pesticides and herbicides, which may come from a variety of sources such as agriculture, urban storm-water runoff, and residential uses; organic chemical contaminants, including synthetic and volatile organic chemicals, which are by-products of industrial processes and petroleum production, and can also come from gas stations and septic systems; radioactive contaminants, which can be naturally occurring or be the result of oil and gas production and mining activities. In order to ensure that tap water is safe to drink, EPA prescribes regulations that limit the amount of certain contaminants in water provided by public water systems. All drinking water, including bottled drinking water, may be reasonably expected to contain at least small amounts of some constituents. It's important to remember that the presence of these constituents does not necessarily indicate that the water poses a health risk.

In this table you will find many terms and abbreviations you might not be familiar with. To help you better understand these terms we've provided the following definitions:

**Action Level** - the concentration of a contaminant which, if exceeded, triggers treatment or other requirements which a water system must follow.

**Maximum Contaminant Level (MCL)** - The "Maximum Allowed" (MCL) is the highest level of a contaminant that is allowed in drinking water. MCLs are set as close to the MCLGs as feasible using the best available treatment technology.

**Maximum Contaminant Level Goal (MCLG)** - The "Goal" (MCLG) is the level of a contaminant in drinking water below which there is no known or expected risk to health. MCLGs allow for a margin of safety.

**Maximum Residual Disinfectant Level (MRDL)** - The highest level of a disinfectant allowed in drinking water. There is convincing evidence that addition of a disinfectant is necessary to control microbial contaminants.

**Maximum Residual Disinfectant Level Goal (MRDLG)** - The level of a drinking water disinfectant below which there is no known or expected risk of health. MRDLGs do not reflect the benefits of the use of disinfectants to control microbial contaminants.

**Parts per million (ppm) or Milligrams per liter (mg/l)** - one part per million corresponds to one minute in two years or a single penny in \$10,000.

**Parts per billion (ppb) or Micrograms per liter** - one part per billion corresponds to one minute in 2,000 years, or a single penny in \$10,000,000.

## TEST RESULTS

Contaminant	Violation Y/N	Date Collected	Level Detected	Range of Detects or # of Samples Exceeding MCL/ACL/MRDL	Unit Measurement	MCLG	MCL	Likely Source of Contamination
<b>Inorganic Contaminants</b>								
8. Arsenic	N	2015	1.4	1.3 - 1.4	ppb	n/a	10	Erosion of natural deposits; runoff from orchards; runoff from glass and electronics production wastes

10. Barium	N	2015	.2133	.1978 - .2133	ppm	2	2	Discharge of drilling wastes; discharge from metal refineries; erosion of natural deposits
13. Chromium	N	2015	2	1.9 - 2	ppb	100	100	Discharge from steel and pulp mills; erosion of natural deposits
14. Copper	N	2012/14*	.1	0	ppm	1.3	AL=1.3	Corrosion of household plumbing systems; erosion of natural deposits; leaching from wood preservatives
16. Fluoride	N	2015	.213	.211 - .213	ppm	4	4	Erosion of natural deposits; water additive which promotes strong teeth; discharge from fertilizer and aluminum factories
17. Lead	N	2012/14*	3	0	ppb	0	AL=15	Corrosion of household plumbing systems, erosion of natural deposits
20. Nitrite (as Nitrogen)	N	2015	.03	No Range	ppm	1	1	Runoff from fertilizer use; leaching from septic tanks, sewage; erosion of natural deposits

### Disinfection By-Products

81. HAA5	N	2014*	3	2 - 3	ppb	0	60	By-Product of drinking water disinfection.
Chlorine	N	2015	.8	.6 - .95	mg/l	0	MRDL = 4	Water additive used to control microbes

\* Most recent sample. No sample required for 2015.

As you can see by the table, our system had no violations. We're proud that your drinking water meets or exceeds all Federal and State requirements. We have learned through our monitoring and testing that some constituents have been detected however the EPA has determined that your water IS SAFE at these levels.

We are required to monitor your drinking water for specific constituents on a monthly basis. Results of regular monitoring are an indicator of whether or not our drinking water meets health standards. In an effort to ensure systems complete all monitoring requirements, MSDH now notifies systems of any missing samples prior to the end of the compliance period.

If present, elevated levels of lead can cause serious health problems, especially for pregnant women and young children. Lead in drinking water is primarily from materials and components associated with service lines and home plumbing. Our water system is responsible for providing high quality drinking water, but cannot control the variety of materials used in plumbing components. When your water has been sitting for several hours, you can minimize the potential for lead exposure by flushing your tap for 30 seconds to 2 minutes before using water for drinking or cooking. If you are concerned about lead in your water, you may wish to have your water tested. Information on lead in drinking water, testing methods, and steps you can take to minimize exposure is available from the Safe Drinking Water Hotline or at <http://www.epa.gov/safewater/lead>. The Mississippi State Department of Health Public Health Laboratory offers lead testing. Please contact 601.576.7582 if you wish to have your water tested.

All sources of drinking water are subject to potential contamination by substances that are naturally occurring or man made. These substances can be microbes, inorganic or organic chemicals and radioactive substances. All drinking water, including bottled water, may reasonably be expected to contain at least small amounts of some contaminants. The presence of contaminants does not necessarily indicate that the water poses a health risk. More information about contaminants and potential health effects can be obtained by calling the Environmental Protection Agency's Safe Drinking Water Hotline at 1-800-426-4791.

Some people may be more vulnerable to contaminants in drinking water than the general population. Immuno-compromised persons such as persons with cancer undergoing chemotherapy, persons who have undergone organ transplants, people with HIV/AIDS or other immune system disorders, some elderly, and infants can be particularly at risk from infections. These people should seek advice about drinking water from their health care providers. EPA/CDC guidelines on appropriate means to lessen the risk of infection by Cryptosporidium and other microbial contaminants are available from the Safe Drinking Water Hotline 1.800.426.4791.

The Town of Vardaman works around the clock to provide top quality water to every tap. We ask that all our customers help us protect our water sources, which are the heart of our community, our way of life and our children's future.

2016 JUN 20 AM 9: 24

# Proof Of Publication

STATE OF MISSISSIPPI,  
COUNTY OF CALHOUN

Personally came before me, the undersigned, a Notary Public, in and for Calhoun County, Mississippi, Joel McNece, Publisher of The Calhoun County Journal, a newspaper published in Bruce, Calhoun County, in said state, who being duly sworn, deposes and says that The Calhoun County Journal is a newspaper as defined and prescribed in Senate Bill No. 203 enacted at the regular session of the Mississippi Legislature of 1948, amending Section 1858 of the Mississippi Code of 1942, and the publication of a notice, of which annexed copy, in the matter of

## TOWN OF VARDAMAN WATER QUALITY REPORT

has been made in said newspaper one time, to-wit:

On the 08 day of JUNE 2016

Joel McNece  
Publisher

Sworn to and subscribed before me, this 08 day of JUNE, 2016.

Lisa Denley McNece,  
Notary Public

My commission expires March 28, 2018

SEAL



# Town of Vardaman Water Quality Report

2016 Annual Drinking Water Quality Report  
Town of Vardaman  
PWS# 0070019  
May 2016

We're pleased to present to you this year's Annual Quality Water Report. This report is designed to inform you about the quality water and service we deliver to you every day. Our constant goal is to provide you with a safe and dependable supply of drinking water. We want you to understand the efforts we make to continually improve the water treatment process and protect our water resources. We are committed to providing you with information because informed customers are our best allies. Our water source is from wells drawing from the Gordo and Estow MoShan Aquifers.

The source water assessment has been completed for our public water system to determine the overall susceptibility of its drinking water supply to identify potential sources of contamination. A report containing detailed information on how the susceptibility determinations were made has been furnished to our public water system and is available for viewing upon request. The wells for the Town of Vardaman have received lower rankings in terms of susceptibility to contamination.

If you have any questions about this report or concerning your water utility, please contact Eddie Allford at 802.542.0283 or James Casey 802.541.0084. We want our valued customers to be informed about their water utility. If you want to learn more, please join us at any of our regularly scheduled meetings. They are held on the first Tuesday of the month at 7:30 PM at the City Hall.

We routinely monitor for contaminants in your drinking water according to Federal and State laws. This table below lists all of the drinking water contaminants that were detected during the period of January 1<sup>st</sup> to December 31<sup>st</sup>, 2015. In cases where monitoring wasn't required in 2015, the table reflects the most recent results. As water travels over the surface of land or underground, it dissolves naturally occurring minerals and, in some cases, radioactive materials and can pick up substances or contaminants from the presence of animals or from human activity. Microbial contaminants, such as viruses and bacteria, that may come from sewage treatment plants, septic systems, agricultural livestock operations, and wildlife. Inorganic contaminants, such as salts and metals, which can be naturally occurring or result from urban storm-water runoff, industrial, or domestic wastewater discharges, oil and gas production, mining, or farming. Pesticides and herbicides, which may come from a variety of sources such as agriculture, urban areas, and residential use. Organic chemical contaminants, including synthetic and volatile organic chemicals, which are byproducts of industrial processes and petroleum production, and can also come from gas stations and home systems. Radioactive contaminants, which can be naturally occurring or be the result of oil and gas production and mining activities. In order to assure that tap water is safe to drink, the EPA prescribes regulations that limit the amount of certain contaminants in water provided by public water systems. All drinking water, including bottled drinking water, may be reasonably expected to contain at least small amounts of some contaminants. It's important to remember that the presence of these constituents does not necessarily indicate that the water poses a health risk.

In this table you will find many terms and abbreviations you might not be familiar with. To help you better understand these terms we've provided the following definitions:

**Action Level** - the concentration of a contaminant which, if exceeded, triggers treatment or other requirements which a water system must follow.

**Maximum Contaminant Level (MCL)** - The "Maximum Allowed" (MCL) is the highest level of a contaminant that is allowed in drinking water. MCLs are set as close to the MCLGs as feasible using the best available treatment technology.

**Maximum Contaminant Level Goal (MCLG)** - The "Goal" (MCLG) is the level of a contaminant in drinking water below which there is no known or expected risk to health. MCLGs allow for a margin of safety.

**Maximum Residual Disinfectant Level (MRDL)** - The highest level of a disinfectant allowed in drinking water. There is convincing evidence that addition of a disinfectant is necessary to control microbial contaminants.

**Maximum Residual Disinfectant Level Goal (MRDLG)** - The level of a drinking water disinfectant below which there is no known or expected risk of health. MRDLGs do not reflect the benefits of the use of disinfectants to control microbial contaminants.

**Parts per million (ppm) or milligrams per liter (mg/l)** - one part per million corresponds to one minute in two years or a single penny in \$10,000.

**Parts per billion (ppb) or micrograms per liter** - one part per billion corresponds to one minute in 2,000 years, or a single penny in \$10,000,000.

TEST RESULTS										
Contaminant	Violation Y/N	Date Collected	Level Detected	Range of Detects or # of Samples Exceeding MCL(MCLG)/MRDL	Unit Measure	MCLG	MCL	AL	MRDL	Likely Source of Contamination
<b>Inorganic Contaminants</b>										
6. Arsenic	N	2015	1.4	1.3-1.4	ppm	n/a	10			Erosion of natural deposits; runoff from agriculture; runoff from glass and semiconductor production wastes
10. Barium	N	2015	3133	1978 - 3133	ppm	2	2			Discharge of mining wastes; erosion of natural deposits
13. Chromium	N	2015	3	1.8 - 2	ppb	100	100			Discharge from steel and pulp-mills; erosion of natural deposits
14. Copper	N	2015/14	1	0	ppm	1.5	AL=1.5			Discharge from steel and pulp-mills; erosion of natural deposits; leaching from wood preservatives
16. Fluoride	N	2015	213	211 - 213	ppm	4	4			Erosion of natural deposits; water softener which promotes strong leach discharge from fertilizer and synthetic fertilizers
17. Lead	N	2015/14	0	0	ppb	0	AL=15			Discharge from steel and pulp-mills; erosion of natural deposits
20. Nitrate (as Nitrogen)	N	2015	0	No Range	ppm	1	1			Runoff from fertilizer use; leaching from septic tanks, sewage; erosion of natural deposits
<b>Disinfection By-Products</b>										
81. THMs	N	2015	5	4-5	ppb	0	80			By-Product of drinking water disinfection
Chloride	N	2015	3	3-35	mg/l	0	MRDL=1			Water softener used to control iron/copper

\* Most recent sample. No sample reported for 2014.

As you can see by the table, our system had no violations. We're proud that your drinking water meets or exceeds all Federal and State requirements. We have learned through our monitoring and testing that some constituents have been detected however the EPA has determined that your water IS SAFE at these levels.

We are required to monitor your drinking water for specific constituents on a monthly basis. Results of regular monitoring are an indicator of whether or not our drinking water meets health standards. In an effort to ensure systems complete all monitoring requirements, MSDH now notifies systems of any missing samples prior to the end of the compliance period.

If present, elevated levels of lead can cause serious health problems, especially for pregnant women and young children. Lead in drinking water is primarily from materials and components associated with service lines and home plumbing. Our water system is responsible for providing high quality drinking water, but cannot control the variety of materials used in plumbing components. When your water has been sitting for several hours, you can minimize the potential for lead exposure by flushing your tap for 30 seconds to 2 minutes before using water for drinking or cooking. If you are concerned about lead in your water, you may wish to have your water tested. Information on lead in drinking water, testing methods, and steps you can take to minimize exposure is available from the Safe Drinking Water Hotline or at <http://www.epa.gov/leadwater/lead>. The Mississippi State Department of Health Public Health Laboratory offers lead testing. Please contact 801.876.7862 if you wish to have your water tested.

All sources of drinking water are subject to potential contamination by substances that are naturally occurring or man-made. These substances can be inorganic, organic chemicals and radioactive substances. All drinking water, including bottled water, may be reasonably expected to contain at least small amounts of some contaminants. The presence of contaminants does not necessarily indicate that the water poses a health risk. More information about contaminants and potential health effects can be obtained by calling the Environmental Protection Agency's Safe Drinking Water Hotline at 1-800-426-4791.

Some people may be more vulnerable to contaminants in drinking water than the general population. Immunocompromised persons such as persons with cancer, undergoing chemotherapy, persons who have recently undergone organ transplants, people with HIV/AIDS or other immune system disorders, some elderly, and infants can be particularly at risk from infections. These people should seek advice about drinking water from their health care providers. EPA/CDC guidelines on appropriate means to lessen the risk of infection by Cryptosporidium and other microbial contaminants are available from the Safe Drinking Water Hotline 1-800-426-4791.

The Town of Vardaman works around the clock to provide top quality water to every tap. We set all of our customers high to protect our water sources, which are the heart of our community, our way of life and our community's future.

2016 JUN 20 AM 9: 24

### *Proof Of Publication*

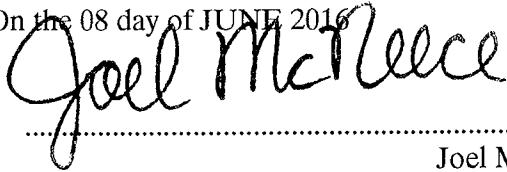
STATE OF MISSISSIPPI,  
COUNTY OF CALHOUN

Personally came before me, the undersigned, a Notary Public, in and for Calhoun County, Mississippi, Joel McNeece, Publisher of The Calhoun County Journal, a newspaper published in Bruce, Calhoun County, in said state, who being duly sworn, deposes and says that The Calhoun County Journal is a newspaper as defined and prescribed in Senate Bill No. 203 enacted at the regular session of the Mississippi Legislature of 1948, amending Section 1858 of the Mississippi Code of 1942, and the publication of a notice, of which annexed copy, in the matter of

**VARDAMAN PUBLIC NOTICE  
TO WATER CUSTOMERS**


has been made in said newspaper one time, to-wit:

On the 08 day of JUNE, 2016




Joel McNeece  
Publisher

Sworn to and subscribed before me, this 08 day of JUNE, 2016.



Lisa Denley McNeece,  
Notary Public

My commission expires March 28, 2018



**- PUBLIC NOTICE -  
Town of Vardaman  
Water Customers**

Important information about your drinking water is available in the annual 2015 Consumer Confidence Report. Individual copies will not be mailed out, however they are available at Vardaman City Hall for anyone who wishes to have a copy.

Barbara L. Tedder, City Clerk

2016 JUN 20 AM 9:24

RETURN THIS STUB WITH PAYMENT TO:

**TOWN OF VARDAMAN**  
P.O. BOX 194  
VARDAMAN, MS 38878

PRESORTED  
FIRST-CLASS MAIL  
U.S. POSTAGE  
PAID  
PERMIT NO. 1  
VARDAMAN, MS

PAY NET AMOUNT ON OR BEFORE DUE DATE	<b>DUE DATE</b> 06/10/2016	PAY GROSS AMOUNT AFTER DUE DATE
<b>NET AMOUNT</b>	<b>SAVE THIS</b>	<b>GROSS AMOUNT</b>
39.00	5.05	44.05

COPIES OF 2015 CCR REPORT  
AVAILABLE AT CITY HALL

**RETURN SERVICE REQUESTED**

01-0740000

SANCHEZ EDEN JUAREZ

629 N MAIN ST

VARDAMAN MS 38878-9524

