

MISSISSIPPI STATE DEPARTMENT OF HEALTH  
BUREAU OF PUBLIC WATER SUPPLY

2016 JUN 15 AM 11:37

CCR CERTIFICATION  
CALENDAR YEAR 2015WAIS Water Association, Inc  
Public Water Supply Name0170019 & 0170043

List PWS ID #s for all Community Water Systems included in this CCR

The Federal Safe Drinking Water Act (SDWA) requires each Community public water system to develop and distribute a Consumer Confidence Report (CCR) to its customers each year. Depending on the population served by the public water system, this CCR must be mailed or delivered to the customers, published in a newspaper of local circulation, or provided to the customers upon request. Make sure you follow the proper procedures when distributing the CCR. **You must mail, fax or email a copy of the CCR and Certification to MSDH. Please check all boxes that apply.**

Customers were informed of availability of CCR by: *(Attach copy of publication, water bill or other)*

- Advertisement in local paper (attach copy of advertisement)  
 On water bills (attach copy of bill)  
 Email message (MUST Email the message to the address below)  
 Other \_\_\_\_\_

Date(s) customers were informed: \_\_\_\_ / \_\_\_\_ / \_\_\_\_ , \_\_\_\_ / \_\_\_\_ / \_\_\_\_ , \_\_\_\_ / \_\_\_\_ / \_\_\_\_

CCR was distributed by U.S. Postal Service or other direct delivery. Must specify other direct delivery methods used \_\_\_\_\_

Date Mailed/Distributed: \_\_\_\_ / \_\_\_\_ / \_\_\_\_

CCR was distributed by Email (MUST Email MSDH a copy)

Date Emailed: \_\_\_\_ / \_\_\_\_ / \_\_\_\_

- As a URL (Provide URL \_\_\_\_\_)  
 As an attachment  
 As text within the body of the email message

CCR was published in local newspaper. *(Attach copy of published CCR or proof of publication)*Name of Newspaper: Desoto Times - TribuneDate Published: 06/02/16CCR was posted in public places. *(Attach list of locations)*

Date Posted: \_\_\_\_ / \_\_\_\_ / \_\_\_\_

CCR was posted on a publicly accessible internet site at the following address (**DIRECT URL REQUIRED**):**CERTIFICATION**

I hereby certify that the 2015 Consumer Confidence Report (CCR) has been distributed to the customers of this public water system in the form and manner identified above and that I used distribution methods allowed by the SDWA. I further certify that the information included in this CCR is true and correct and is consistent with the water quality monitoring data provided to the public water system officials by the Mississippi State Department of Health, Bureau of Public Water Supply.

Heather Thomas, Office Manager  
 Name/Title (President, Mayor, Owner, etc.)

06/09/16  
 Date

Deliver or send via U.S. Postal Service:  
 Bureau of Public Water Supply  
 P.O. Box 1700  
 Jackson, MS 39215

May be faxed to:  
 (601)576-7800

May be emailed to:

**CCR Due to MSDH & Customers by July 1, 2016!**

water.reports@msdh.ms.gov

2016 JUN 14 AM 9: 14

2015 Annual Drinking Water Quality Report  
Walls Water Association, Inc.  
PWS#: 0170019 & 0170043  
May 2016

We're pleased to present to you this year's Annual Quality Water Report. This report is designed to inform you about the quality water and services we deliver to you every day. Our constant goal is to provide you with a safe and dependable supply of drinking water. We want you to understand the efforts we make to continually improve the water treatment process and protect our water resources. We are committed to providing you with information because informed customers are our best allies. Our water source is from wells drawing from the Lower Wilcox Aquifers.

The source water assessment has been completed for our public water system to determine the overall susceptibility of its drinking water supply to identified potential sources of contamination. A report containing detailed information on how the susceptibility determinations were made has been furnished to our public water system and is available for viewing upon request. The wells for the Walls Water Association have received lower to moderate rankings in terms of susceptibility to contamination.

If you have any questions about this report or concerning your water utility, please contact Wade Carter, Manager at 662.781.3722. We want our valued customers to be informed about their water utility. If you have a concern, you can meet with the board, by request at our regularly scheduled meetings. They are held on the fourth Tuesday of the month at 4:00 PM at the Walls Water Office located at 6200 Goodman Road Walls, MS 38680.

We routinely monitor for contaminants in your drinking water according to Federal and State laws. This table below lists all of the drinking water contaminants that were detected during the period of January 1<sup>st</sup> to December 31<sup>st</sup>, 2015. In cases where monitoring wasn't required in 2015, the table reflects the most recent results. As water travels over the surface of land or underground, it dissolves naturally occurring minerals and, in some cases, radioactive materials and can pick up substances or contaminants from the presence of animals or from human activity; microbial contaminants, such as viruses and bacteria, that may come from sewage treatment plants, septic systems, agricultural livestock operations, and wildlife; inorganic contaminants, such as salts and metals, which can be naturally occurring or result from urban storm-water runoff, industrial, or domestic wastewater discharges, oil and gas production, mining, or farming; pesticides and herbicides, which may come from a variety of sources such as agriculture, urban storm-water runoff, and residential uses; organic chemical contaminants, including synthetic and volatile organic chemicals, which are by-products of industrial processes and petroleum production, and can also come from gas stations and septic systems; radioactive contaminants, which can be naturally occurring or be the result of oil and gas production and mining activities. In order to ensure that tap water is safe to drink, EPA prescribes regulations that limit the amount of certain contaminants in water provided by public water systems. All drinking water, including bottled drinking water, may be reasonably expected to contain at least small amounts of some constituents. It's important to remember that the presence of these constituents does not necessarily indicate that the water poses a health risk.

In this table you will find many terms and abbreviations you might not be familiar with. To help you better understand these terms we've provided the following definitions:

*Action Level* - the concentration of a contaminant which, if exceeded, triggers treatment or other requirements which a water system must follow.

*Maximum Contaminant Level (MCL)* - The "Maximum Allowed" (MCL) is the highest level of a contaminant that is allowed in drinking water. MCLs are set as close to the MCLGs as feasible using the best available treatment technology.

*Maximum Contaminant Level Goal (MCLG)* - The "Goal" (MCLG) is the level of a contaminant in drinking water below which there is no known or expected risk to health. MCLGs allow for a margin of safety.

*Maximum Residual Disinfectant Level (MRDL)* - The highest level of a disinfectant allowed in drinking water. There is convincing evidence that addition of a disinfectant is necessary for control microbial contaminants.

*Maximum Residual Disinfectant Level Goal (MRDLG)* - The level of a drinking water disinfectant below which there is no known or expected risk of health. MRDLGs do not reflect the benefits of the use of disinfectants to control microbial contaminants.

*Parts per million (ppm) or Milligrams per liter (mg/l)* - one part per million corresponds to one minute in two years or a single penny in \$10,000.

*Parts per billion (ppb) or Micrograms per liter* - one part per billion corresponds to one minute in 2,000 years, or a single penny in \$10,000,000.

*Picocuries per liter (pCi/L)* - picocuries per liter is a measure of the radioactivity in water.

**PWS ID # 0170019****TEST RESULTS**

| Contaminant                      | Violation Y/N | Date Collected | Level Detected | Range of Detects or # of Samples Exceeding MCL/ACL/MRDL | Unit Measure -ment | MCLG | MCL      | Likely Source of Contamination  |
|----------------------------------|---------------|----------------|----------------|---|--------------------|------|----------|---|
| <b>Inorganic Contaminants</b>    |               |                |                |   |                    |      |          |   |
| 10. Barium                       | N             | 2014*          | .0321          | .0093 - .0321   | ppm                | 2    | 2        | Discharge of drilling wastes; discharge from metal refineries; erosion of natural deposits                                |
| 13. Chromium                     | N             | 2014*          | 2.5            | No Range  | ppb                | 100  | 100      | Discharge from steel and pulp mills; erosion of natural deposits  |
| 14. Copper                       | N             | 2012/14*       | .1             | 0   | ppm                | 1.3  | AL=1.3   | Corrosion of household plumbing systems; erosion of natural deposits; leaching from wood preservatives                    |
| 16. Fluoride                     | N             | 2014*          | .125           | No Range  | ppm                | 4    | 4        | Erosion of natural deposits; water additive which promotes strong teeth; discharge from fertilizer and aluminum factories |
| 17. Lead                         | N             | 2012/14*       | 1              | 0   | ppb                | 0    | AL=15    | Corrosion of household plumbing systems, erosion of natural deposits  |
| <b>Disinfection By-Products</b>  |               |                |                |   |                    |      |          |   |
| 81. HAA5                         | N             | 2014*          | 11             | No Range  | ppb                | 0    | 60       | By-Product of drinking water disinfection.  |
| 82. TTHM [Total trihalomethanes] | N             | 2014*          | 15.7           | No Range  | ppb                | 0    | 80       | By-product of drinking water chlorination.  |
| Chlorine                         | N             | 2015           | 1.1            | .9- 1.30  | mg/l               | 0    | MRDL = 4 | Water additive used to control microbes   |

**PWS ID # 0170043****TEST RESULTS**

| Contaminant                      | Violation Y/N | Date Collected | Level Detected | Range of Detects or # of Samples Exceeding MCL/ACL/MRDL | Unit Measure -ment | MCLG | MCL      | Likely Source of Contamination   |
|----------------------------------|---------------|----------------|----------------|---|--------------------|------|----------|--|
| <b>Inorganic Contaminants</b>    |               |                |                |   |                    |      |          |  |
| 10. Barium                       | N             | 2014*          | .032*          | No Range  | ppm                | 2    | 2        | Discharge of drilling wastes; discharge from metal refineries; erosion of natural deposits             |
| 13. Chromium                     | N             | 2014*          | 1              | No Range  | ppb                | 100  | 100      | Discharge from steel and pulp mills; erosion of natural deposits                                       |
| 14. Copper                       | N             | 2011/13*       | .4             | 0   | ppm                | 1.3  | AL=1.3   | Corrosion of household plumbing systems; erosion of natural deposits; leaching from wood preservatives |
| 17. Lead                         | N             | 2011/13*       | 1              | 0   | ppb                | 0    | AL=15    | Corrosion of household plumbing systems, erosion of natural deposits                                   |
| <b>Disinfection By-Products</b>  |               |                |                |   |                    |      |          |  |
| 81. HAA5                         | N             | 2012*          | 19             | No Range  | ppb                | 0    | 60       | By-Product of drinking water disinfection.   |
| 82. TTHM [Total trihalomethanes] | N             | 2012*          | 5.91           | No Range  | ppb                | 0    | 80       | By-product of drinking water chlorination.   |
| Chlorine                         | N             | 2015           | 1.2            | .8- 1.5   | mg/l               | 0    | MRDL = 4 | Water additive used to control microbes  |

*\* Most recent sample. No sample required for 2015.*

*\*\* Fluoride level is routinely adjusted to the MS State Dept of Health's recommended level of 0.7 - 1.3 mg/l.*

We are required to monitor your drinking water for specific constituents on a monthly basis. Results of regular monitoring are an indicator of whether or not our drinking water meets health standards. In an effort to ensure systems complete all monitoring requirements, MSDH now notifies systems of any missing samples prior to the end of the compliance period.

If present, elevated levels of lead can cause serious health problems, especially for pregnant women and young children. Lead in drinking water is primarily from materials and components associated with service lines and home plumbing. Our water system is responsible for providing high quality drinking water, but cannot control the variety of materials used in plumbing components. When your water has been sitting for several hours, you can minimize the potential for lead exposure by flushing your tap for 30 seconds to 2 minutes before using water for drinking or cooking. If you are concerned about lead in your water, you may wish to have your water tested. Information on lead in drinking water, testing methods, and steps you can take to minimize exposure is available from the Safe Drinking Water Hotline or at <http://www.epa.gov/safewater/lead>. The Mississippi State Department of Health Public Health Laboratory offers lead testing. Please contact 601.576.7582 if you wish to have your water tested.

To comply with the "Regulation Governing Fluoridation of Community Water Supplies", the Walls Water Association # 0170019 is required to report certain results pertaining to fluoridation of our water system. The number of months in the previous calendar year that average fluoride samples results were within the optimal range of 0.7 – 1.3 ppm was 10. The percentage of fluoride samples collected in the previous calendar year that was within the optimal range of 0.7 -1.3 ppm was 75%.

To comply with the "Regulation Governing Fluoridation of Community Water Supplies", the Walls Water Association – Lake Forest # 0170043 is required to report certain results pertaining to fluoridation of our water system. The number of months in the previous calendar year that average fluoride samples results were within the optimal range of 0.7 – 1.3 ppm was 11. The percentage of fluoride samples collected in the previous calendar year that was within the optimal range of 0.7 -1.3 ppm was 92%.

All sources of drinking water are subject to potential contamination by substances that are naturally occurring or man made. These substances can be microbes, inorganic or organic chemicals and radioactive substances. All drinking water, including bottled water, may reasonably be expected to contain at least small amounts of some contaminants. The presence of contaminants does not necessarily indicate that the water poses a health risk. More information about contaminants and potential health effects can be obtained by calling the Environmental Protection Agency's Safe Drinking Water Hotline at 1-800-426-4791.

Some people may be more vulnerable to contaminants in drinking water than the general population. Immuno-compromised persons such as persons with cancer undergoing chemotherapy, persons who have undergone organ transplants, people with HIV/AIDS or other immune system disorders, some elderly, and infants can be particularly at risk from infections. These people should seek advice about drinking water from their health care providers. EPA/CDC guidelines on appropriate means to lessen the risk of infection by *Cryptosporidium* and other microbial contaminants are available from the Safe Drinking Water Hotline 1.800.426.4791.

The Walls Water Association works around the clock to provide top quality water to every tap. We ask that all our customers help us protect our water sources, which are the heart of our community, our way of life and our children's future.

AFFP

2016 JUN 15 AM 11:37

Property address: 10529 French Fort, Olive Branch, MS

Bank substituted James Eldred Renfro as Trustee in

Plat Book 67, Page 11, in the

PN: WATER QUALITY REPORT

# Affidavit of Publication

DESOTO TIMES-TRIBUNE

STATE OF MS } SS  
COUNTY OF DESOTO }


Diane Smith, being duly sworn, says:

That she is a Clerk of the DESOTO TIMES-TRIBUNE, a newspaper of general circulation in said county, published in Hernando, DeSoto County, MS; that the publication, a copy of which is printed hereon, was published in the said newspaper on the following dates:

June 02, 2016


That said newspaper was regularly issued and circulated on those dates.

SIGNED:



Clerk

Subscribed to and sworn to me this 2nd day of June 2016.




KIMBERLY BEVINEAU, Notary, DeSoto County, MS

My commission expires: January 18, 2020

00003070 00044764 662-781-1122

Heather Clolinger  
Walls Water Association  
6200 Goodman Road  
Walls, MS 38680



2015 Annual Drinking Water Quality Report  
Walls Water Association, Inc.  
PWS# 0170019 & 0170043  
May 2016

We're pleased to present to you this year's Annual Quality Water Report. This report is designed to inform you about the quality water and services we deliver to you every day. Our constant goal is to provide you with a safe and dependable supply of drinking water. We want you to understand the efforts we make to continually improve the water treatment process and protect our water resources. We are committed to providing you with information because informed customers are our best allies. Our water source is from wells drawing from the Lower Wilcox Aquifers.

The source water assessment has been completed for our public water system to determine the overall susceptibility of its drinking water supply to identified potential sources of contamination. A report containing detailed information on how the susceptibility determinations were made has been furnished to our public water system and is available for viewing upon request. The walls for the Walls Water Association have received lower to moderate rankings in terms of susceptibility to contamination.

If you have any questions about this report or concerning your water utility, please contact Wade Carter, Manager at 662.781.3722. We want our valued customers to be informed about their water utility. If you have a concern, you can meet with the board, by request at our regularly scheduled meetings. They are held on the fourth Tuesday of the month at 4:00 PM at the Walls Water Office located at 6200 Goodman Road Walls, MS 38680.

We routinely monitor for contaminants in your drinking water according to Federal and State laws. This table below lists all of the drinking water contaminants that were detected during the period of January 1<sup>st</sup> to December 31<sup>st</sup>, 2015. In cases where monitoring naturally occurring minerals and, in some cases, radioactive materials and can pick up substances or contaminants from the presence of animals or from human activity; microbial contaminants, such as viruses and bacteria, that may come from sewage treatment plants, occurring or result from urban storm-water runoff, industrial, or domestic wastewater discharges, oil and gas production, mining, or residential uses; agricultural livestock operations, and wildlife; inorganic contaminants, such as salts and metals, which can be naturally forming; pesticides and herbicides, which may come from a variety of sources such as agriculture, urban storm-water runoff, and processes and petroleum production, and can also come from gas stations and septic systems; radioactive contaminants, which can be naturally occurring or be the result of oil and gas production and mining activities. In order to ensure that tap water is safe to drink, EPA prescribes regulations that limit the amount of certain contaminants in water provided by public water systems. All drinking water, including bottled drinking water, may be reasonably expected to contain at least small amounts of some constituents. It's important to know that the presence of these constituents does not necessarily indicate that the water poses a health risk.

In this table you will find many terms and abbreviations you might not be familiar with. To help you better understand these terms we've provided the following definitions:

**Action Level** - the concentration of a contaminant which, if exceeded, triggers treatment or other requirements which a water system must follow.

**Maximum Contaminant Level (MCL)** - The "Maximum Allowed" (MCL) is the highest level of a contaminant that is allowed in drinking water. MCLs are set as close to the MCLGs as feasible using the best available treatment technology.

**Maximum Contaminant Level Goal (MCLG)** - The "Goal" (MCLG) is the level of a contaminant in drinking water below which there is no known or expected risk to health. MCLGs allow for a margin of safety.

**Maximum Residual Disinfectant Level (MRDL)** - The highest level of a disinfectant allowed in drinking water. There is convincing evidence that addition of a disinfectant is necessary for control of microbial contaminants.

**Maximum Residual Disinfectant Level Goal (MRDLG)** - The level of a drinking water disinfectant below which there is no known or expected risk of health. MRDLGs do not reflect the benefits of the use of disinfectants to control microbial contaminants.

**Parts per million (ppm) or Milligrams per liter (mg/l)** - one part per million corresponds to one minute in two years or a single penny in \$10,000.

**Parts per billion (ppb) or Micrograms per liter** - one part per billion corresponds to one minute in 2,000 years, or a single penny in \$10,000,000.

**Picocuries per liter (pCi/L)** - picocuries per liter is a measure of the radioactivity in water.

\* Most recent sample. No sample required for 2015.  
\*\* Fluoride level is routinely adjusted to the MS State Dept of Health's recommended level of 0.7 - 1.3 mg/L.

We are required to monitor your drinking water for specific constituents on a monthly basis. Results of regular monitoring are an indicator of whether or not our drinking water meets health standards. In an effort to ensure systems complete all monitoring requirements, MSDH now notifies systems of any missing samples prior to the end of the compliance period.

If present, elevated levels of lead can cause serious health problems, especially for pregnant women and young children. Lead in drinking water is primarily from materials and components associated with service lines and home plumbing. Our water system is responsible for providing high-quality drinking water, but cannot control the variety of materials used in plumbing components. When minutes before using water for drinking or cooking. If you are concerned about lead in your water, you may wish to have your water tested. Information on lead in drinking water, testing methods, and steps you can take to minimize exposure is available from the Safe Drinking Water Hotline or at <http://www.epa.gov/safewater/lead>. The Mississippi State Department of Health Public Health Laboratory offers lead testing. Please contact 601.576.7582 if you wish to have your water tested.

To comply with the "Regulation Governing Fluoridation of Community Water Supplies", the Walls Water Association # 0170019 is required to report certain results pertaining to fluoridation of our water system. The number of months in the previous calendar year that average fluoride samples results were within the optimal range of 0.7 - 1.3 ppm was 10. The percentage of fluoride samples collected in the previous calendar year that was within the optimal range of 0.7 - 1.3 ppm was 75%.

To comply with the "Regulation Governing Fluoridation of Community Water Supplies", the Walls Water Association - Lake Forest # 0170043 is required to report certain results pertaining to fluoridation of our water system. The number of months in the previous calendar year that average fluoride samples results were within the optimal range of 0.7 - 1.3 ppm was 11. The percentage of fluoride samples collected in the previous calendar year that was within the optimal range of 0.7 - 1.3 ppm was 92%.

All sources of drinking water are subject to potential contamination by substances that are naturally occurring or man made. These substances can be microbes, inorganic or organic chemicals and radioactive substances. All drinking water, including bottled water, may reasonably be expected to contain at least small amounts of some contaminants. The presence of contaminants does not necessarily indicate that the water poses a health risk. More information about contaminants and potential health effects can be obtained by calling the Environmental Protection Agency's Safe Drinking Water Hotline at 1-800-426-4761.

Some people may be more vulnerable to contaminants in drinking water than the general population. Immuno-compromised persons such as persons with cancer, undergoing chemotherapy, persons who have undergone organ transplants, people with HIV/AIDS or other immune system disorders, some elderly, and infants can be particularly at risk from infections. These people should seek advice about drinking water from their health care providers. EPA/CDC guidelines for immunocompromised persons are available at [www.epa.gov/safewater](http://www.epa.gov/safewater).

in Hernando, DeSoto County, MS; that the publication, a copy of which is printed hereon, was published in the said newspaper on the following dates:

June 02, 2016

That said newspaper was regularly issued and circulated on those dates.

SIGNED:

*Diane Smith*

Clerk

Subscribed to and sworn to me this 2nd day of June 2016

*Kimberly Bevineau*

KIMBERLY BEVINEAU, Notary, DeSoto County, MS

My commission expires: January 18, 2020

00003070 00044764 662-781-1122

Heather Clinger  
Walls Water Association  
6200 Goodman Road  
Walls, MS 38680

itu-  
lis-  
y of  
nty,  
fore  
ook  
own  
155,  
lex-  
sion,  
own-  
Vest,  
ippi,  
c 91,  
f the  
Soto  
Sole-  
LLC  
2007,  
007,  
rds,  
as is  
tute  
IRE,  
D16.  
Ste.  
D16  
ES  
18,  
an,  
IX-  
Jst  
st-  
ge  
S-  
or-  
1-  
2-  
3-  
4-  
5-  
6-  
7-  
8-  
9-  
10-  
11-  
12-  
13-  
14-  
15-  
16-  
17-  
18-  
19-  
20-  
21-  
22-  
23-  
24-  
25-  
26-  
27-  
28-  
29-  
30-  
31-  
32-  
33-  
34-  
35-  
36-  
37-  
38-  
39-  
40-  
41-  
42-  
43-  
44-  
45-  
46-  
47-  
48-  
49-  
50-  
51-  
52-  
53-  
54-  
55-  
56-  
57-  
58-  
59-  
60-  
61-  
62-  
63-  
64-  
65-  
66-  
67-  
68-  
69-  
70-  
71-  
72-  
73-  
74-  
75-  
76-  
77-  
78-  
79-  
80-  
81-  
82-  
83-  
84-  
85-  
86-  
87-  
88-  
89-  
90-  
91-  
92-  
93-  
94-  
95-  
96-  
97-  
98-  
99-  
100-

Action Level - the concentration of a contaminant which, if exceeded, triggers treatment or other requirements which a water system must follow.

Maximum Contaminant Level (MCL) - The "Maximum Allowed" (MCL) is the highest level of a contaminant that is allowed in drinking water. MCLs are set as close to the MCLGs as feasible using the best available treatment technology.

Maximum Contaminant Level Goal (MCLG) - The "Goal" (MCLG) is the level of a contaminant in drinking water below which there is no known or expected risk to health. MCLGs allow for a margin of safety.

Maximum Residual Disinfectant Level (MRDL) - The highest level of a disinfectant allowed in drinking water. There is convincing evidence that addition of a disinfectant is necessary for control microbial contaminants.

Maximum Residual Disinfectant Level Goal (MRDLG) - The level of a drinking water disinfectant below which there is no known or expected risk of health. MRDLGs do not reflect the benefits of the use of disinfectants to control microbial contaminants.

Parts per million (ppm) or Milligrams per liter (mg/L) - one part per million corresponds to one minute in two years or a single penny in \$10,000,000.

Parts per billion (ppb) or Micrograms per liter - one part per billion corresponds to one minute in 2,000 years, or a single penny in \$10,000,000,000.

Picocuries per liter (pCi/L) - picocuries per liter is a measure of the radioactivity in water.

\* Most recent sample. No sample required for 2015.

\*\* Fluoride level is routinely adjusted to the MS State Dept of Health's recommended level of 0.7 - 1.3 mg/L. We are required to monitor your drinking water for specific constituents on a monthly basis. Results of regular monitoring are an indicator of whether or not our drinking water meets health standards. In an effort to ensure systems complete all monitoring requirements, MSDH now notifies systems of any missing samples prior to the end of the compliance period.

If present, elevated levels of lead can cause serious health problems, especially for pregnant women and young children. Lead in drinking water is primarily from materials and components associated with service lines and home plumbing. Our water system is responsible for providing high quality drinking water, but cannot control the variety of materials used in plumbing components. When your water has been sitting for several hours, you can minimize the potential for lead exposure by flushing your tap for 30 seconds to 2 minutes before using water for drinking or cooking. If you are concerned about lead in your water, you may wish to have your water tested. Information on lead in drinking water, testing methods, and steps you can take to minimize exposure is available from the Safe Drinking Water Hotline or at <http://www.epa.gov/safewater/lead>. The Mississippi State Department of Health Public Health Laboratory offers lead testing. Please contact 601.576.7592 if you wish to have your water tested.

To comply with the "Regulation Governing Fluoridation of Community Water Supplies", the Walls Water Association # 0170019 is required to report certain results pertaining to fluoridation of our water system. The number of months in the previous calendar year that average fluoride sample results were within the optimal range of 0.7 - 1.3 ppm was 10. The percentage of fluoride samples collected in the previous calendar year that was within the optimal range of 0.7 - 1.3 ppm was 75%.

To comply with the "Regulation Governing Fluoridation of Community Water Supplies", the Walls Water Association - Lake Forest # 0170043 is required to report certain results pertaining to fluoridation of our water system. The number of months in the previous calendar year that average fluoride sample results were within the optimal range of 0.7 - 1.3 ppm was 11. The percentage of fluoride samples collected in the previous calendar year that was within the optimal range of 0.7 - 1.3 ppm was 82%.

All sources of drinking water are subject to potential contamination by substances that are naturally occurring or man-made. These substances can be microbes, inorganic or organic chemicals and radioactive substances. All drinking water, including bottled water, may reasonably be expected to contain at least small amounts of some contaminants. The presence of contaminants does not necessarily indicate that the water poses a health risk. More information about contaminants and potential health effects can be obtained by calling the Environmental Protection Agency's Safe Drinking Water Hotline at 1-800-426-4791.

Some people may be more vulnerable to contaminants in drinking water than the general population. Immunocompromised persons such as persons with cancer undergoing chemotherapy, persons who have undergone organ transplants, people with HIV/AIDS or other immune system disorders, some elderly, and infants can be particularly at risk from infections. These people should seek advice about drinking water from their health care providers. EPA/CDC guidelines on appropriate means to lessen the risk of infection by Cryptosporidium and other microbial contaminants are available from the Safe Drinking Water Hotline 1-800-426-4791.

The Walls Water Association works around the clock to provide top quality water to every tap. We ask that all our customers help us protect our water sources, which are the heart of our community, our way of life and our children's future.

| PWS ID # 0170019                |               | TEST RESULTS   |                |  |                    |      |          |   |
|---------------------------------|---------------|----------------|----------------|--|--------------------|------|----------|---|
| Contaminant                     | Violation Y/N | Date Collected | Level Detected | Range of Detects or # of Samples Exceeding MCL/L/MLRDL | Unit Measure -ment | MCLG | MCL      | Likely Source of Contamination  |
| <b>Inorganic Contaminants</b>   |               |                |                |  |                    |      |          |   |
| 10. Barium                      | N             | 2014*          | .0321          | .0093 - .0321  | ppm                | 2    | 2        | Discharge of drilling wastes; discharge from metal refineries; erosion of natural deposits                                |
| 13. Chromium                    | N             | 2014*          | 2.5            | No Range   | ppb                | 100  | 100      | Discharge from steel and pulp mills; erosion of natural deposits  |
| 14. Copper                      | N             | 2012/14*       | .1             | 0  | ppm                | 1.5  | AL=1.3   | Corrosion of household plumbing systems; erosion of natural deposits; leaching from wood preservatives                    |
| 16. Fluoride                    | N             | 2014*          | .125           | No Range   | ppm                | 4    | 4        | Erosion of natural deposits; water additive which promotes strong teeth; discharge from fertilizer and aluminum factories |
| 17. Lead                        | N             | 2012/14*       | 1              | 0  | ppb                | 0    | AL=15    | Corrosion of household plumbing systems; erosion of natural deposits  |
| <b>Disinfection By-Products</b> |               |                |                |  |                    |      |          |   |
| 61. HAA5                        | N             | 2014*          | .11            | No Range   | ppb                | 0    | 60       | By-Product of drinking water disinfection.  |
| 62. THM (Total trihalomethanes) | N             | 2014*          | 16.7           | No Range   | ppb                | 0    | 80       | By-product of drinking water chlorination.  |
| Chlorine                        | N             | 2015           | 1.1            | 0 - 1.30   | mg/l               | 0    | MRDL = 4 | Water additive used to control microbes   |

| PWS ID # 0170043                |               | TEST RESULTS   |                |  |                    |      |          |  |
|---------------------------------|---------------|----------------|----------------|--|--------------------|------|----------|--|
| Contaminant                     | Violation Y/N | Date Collected | Level Detected | Range of Detects or # of Samples Exceeding MCL/L/MLRDL | Unit Measure -ment | MCLG | MCL      | Likely Source of Contamination   |
| <b>Inorganic Contaminants</b>   |               |                |                |  |                    |      |          |  |
| 10. Barium                      | N             | 2014*          | .0321          | No Range   | ppm                | 2    | 2        | Discharge of drilling wastes; discharge from metal refineries; erosion of natural deposits             |
| 13. Chromium                    | N             | 2014*          | 1              | No Range   | ppb                | 100  | 100      | Discharge from steel and pulp mills; erosion of natural deposits                                       |
| 14. Copper                      | N             | 2011/13*       | .4             | 0  | ppm                | 1.5  | AL=1.3   | Corrosion of household plumbing systems; erosion of natural deposits; leaching from wood preservatives |
| 17. Lead                        | N             | 2011/13*       | 1              | 0  | ppb                | 0    | AL=15    | Corrosion of household plumbing systems; erosion of natural deposits                                   |
| <b>Disinfection By-Products</b> |               |                |                |  |                    |      |          |  |
| 61. HAA5                        | N             | 2012*          | .19            | No Range   | ppb                | 0    | 60       | By-Product of drinking water disinfection.   |
| 62. THM (Total trihalomethanes) | N             | 2012*          | 5.91           | No Range   | ppb                | 0    | 80       | By-product of drinking water chlorination.   |
| Chlorine                        | N             | 2015           | 1.2            | .8 - 1.5   | mg/l               | 0    | MRDL = 4 | Water additive used to control microbes  |