

MISSISSIPPI STATE DEPARTMENT OF HEALTH
BUREAU OF PUBLIC WATER SUPPLY

2016 JUN -1 AM 8: 28

CCR CERTIFICATION
CALENDAR YEAR 2015

South West Rankin water Assn. Inc
Public Water Supply Name

610026 610040

List PWS ID #s for all Community Water Systems included in this CCR

The Federal Safe Drinking Water Act (SDWA) requires each Community public water system to develop and distribute a Consumer Confidence Report (CCR) to its customers each year. Depending on the population served by the public water system, this CCR must be mailed or delivered to the customers, published in a newspaper of local circulation, or provided to the customers upon request. Make sure you follow the proper procedures when distributing the CCR. **You must mail, fax or email a copy of the CCR and Certification to MSDH. Please check all boxes that apply.**

Customers were informed of availability of CCR by: *(Attach copy of publication, water bill or other)*

- Advertisement in local paper (attach copy of advertisement)
- On water bills (attach copy of bill)
- Email message (MUST Email the message to the address below)
- Other _____

Date(s) customers were informed: ____ / ____ / ____ , ____ / ____ / ____ , ____ / ____ / ____

CCR was distributed by U.S. Postal Service or other direct delivery. Must specify other direct delivery methods used _____

Date Mailed/Distributed: ____ / ____ / ____

CCR was distributed by Email (MUST Email MSDH a copy)

Date Emailed: ____ / ____ / ____

- As a URL (Provide URL _____)
- As an attachment
- As text within the body of the email message

CCR was published in local newspaper. *(Attach copy of published CCR or proof of publication)*

Name of Newspaper: Rankin County News

Date Published: 05/18/2016


CCR was posted in public places. *(Attach list of locations)*

Date Posted: ____ / ____ / ____

CCR was posted on a publicly accessible internet site at the following address (**DIRECT URL REQUIRED**):

CERTIFICATION

I hereby certify that the 2015 Consumer Confidence Report (CCR) has been distributed to the customers of this public water system in the form and manner identified above and that I used distribution methods allowed by the SDWA. I further certify that the information included in this CCR is true and correct and is consistent with the water quality monitoring data provided to the public water system officials by the Mississippi State Department of Health, Bureau of Public Water Supply.


Name/Title (President, Mayor, Owner, etc.)

5-31-16
Date

Deliver or send via U.S. Postal Service:
Bureau of Public Water Supply
P.O. Box 1700
Jackson, MS 39215

May be faxed to:
(601) 576-7800

May be emailed to:

CCR Due to MSDH & Customers by July 1, 2016!

water.reports@msdh.ms.gov

2016 MAY 27 PM 4: 36

2015 Annual Drinking Water Quality Report
 South West Rankin Water Association
 PWS#: 0610026 & 0610040
 May 2016

We're pleased to present to you this year's Annual Quality Water Report. This report is designed to inform you about the quality water and services we deliver to you every day. Our constant goal is to provide you with a safe and dependable supply of drinking water. We want you to understand the efforts we make to continually improve the water treatment process and protect our water resources. We are committed to ensuring the quality of your water. Our water source is from wells drawing from the Sparta Sand, Cockfield Formation and the Catahoula Formation Aquifers.

The source water assessment has been completed for our public water system to determine the overall susceptibility of its drinking water supply to identified potential sources of contamination. A report containing detailed information on how the susceptibility determinations were made has been furnished to our public water system and is available for viewing upon request. The wells for the SW Rankin Water Association have received lower to moderate susceptibility rankings to contamination.

If you have any questions about this report or concerning your water utility, please contact Michael Williams at 601.720.2511. We want our valued customers to be informed about their water utility. If you want to learn more, please attend any of our regularly scheduled meetings. They are held on the first Monday of each month at 7:30 PM at the office located at 201 South County Line Road.

We routinely monitor for contaminants in your drinking water according to Federal and State laws. This table below lists all of the drinking water contaminants that we detected during the period of January 1st to December 31st, 2015. In cases where monitoring wasn't required in 2015, the table reflects the most recent results. As water travels over the surface of land or underground, it dissolves naturally occurring minerals and, in some cases, radioactive materials and can pick up substances or contaminants from the presence of animals or from human activity; microbial contaminants, such as viruses and bacteria, that may come from sewage treatment plants, septic systems, agricultural livestock operations, and wildlife; inorganic contaminants, such as salts and metals, which can be naturally occurring or result from urban storm-water runoff, industrial, or domestic wastewater discharges, oil and gas production, mining, or farming; pesticides and herbicides, which may come from a variety of sources such as agriculture, urban storm-water runoff, and residential uses; organic chemical contaminants, including synthetic and volatile organic chemicals, which are by-products of industrial processes and petroleum production, and can also come from gas stations and septic systems; radioactive contaminants, which can be naturally occurring or be the result of oil and gas production and mining activities. In order to ensure that tap water is safe to drink, EPA prescribes regulations that limit the amount of certain contaminants in water provided by public water systems. All drinking water, including bottled drinking water, may be reasonably expected to contain at least small amounts of some constituents. It's important to remember that the presence of these constituents does not necessarily indicate that the water poses a health risk.

In this table you will find many terms and abbreviations you might not be familiar with. To help you better understand these terms we've provided the following definitions:

Action Level - the concentration of a contaminant which, if exceeded, triggers treatment or other requirements which a water system must follow.

Maximum Contaminant Level (MCL) - The "Maximum Allowed" (MCL) is the highest level of a contaminant that is allowed in drinking water. MCLs are set as close to the MCLGs as feasible using the best available treatment technology.

Maximum Contaminant Level Goal (MCLG) - The "Goal"(MCLG) is the level of a contaminant in drinking water below which there is no known or expected risk to health. MCLGs allow for a margin of safety.

Maximum Residual Disinfectant Level (MRDL) - The highest level of a disinfectant allowed in drinking water. There is convincing evidence that addition of a disinfectant is necessary to control microbial contaminants.

Maximum Residual Disinfectant Level Goal (MRDLG) - The level of a drinking water disinfectant below which there is no known or expected risk of health. MRDLGs do not reflect the benefits of the use of disinfectants to control microbial contaminants.

Parts per million (ppm) or Milligrams per liter (mg/l) - one part per million corresponds to one minute in two years or a single penny in \$10,000.

Parts per billion (ppb) or Micrograms per liter - one part per billion corresponds to one minute in 2,000 years, or a single penny in \$10,000,000.

PWS ID#: 0610026		TEST RESULTS						
Contaminant	Violation Y/N	Date Collected	Level Detected	Range of Detects or # of Samples Exceeding MCL/ACL	Unit Measurement	MCLG	MCL	Likely Source of Contamination
Microbiological Contaminants								
1. Total Coliform Bacteria	N	April	Positive	3	NA	0		presence of coliform bacteria in 5% of monthly samples Naturally present in the environment
Inorganic Contaminants								
10. Barium	N	2013*	.004	No Range	ppm	2	2	Discharge of drilling wastes; discharge from metal refineries; erosion of natural deposits
13. Chromium	N	2013*	.8	No Range	ppb	100	100	Discharge from steel and pulp mills; erosion of natural deposits
14. Copper	N	2012/14*	.1	0	ppm	1.3	AL=1.3	Corrosion of household plumbing systems; erosion of natural deposits; leaching from wood preservatives

16. Fluoride**	N	2013*	.25	.246 - .25	ppm	4	4	Erosion of natural deposits; water additive which promotes strong teeth; discharge from fertilizer and aluminum factories
19. Nitrate (as Nitrogen)	N	2015	.17	No Range	ppm	10	10	Runoff from fertilizer use; leaching from septic tanks, sewage; erosion of natural deposits

Disinfection By-Products

81. HAA5	N	2015	28	10-46	ppb	0	60	By-Product of drinking water disinfection.
82. TTHM [Total trihalomethanes]	N	2015	73	32 - 83	ppb	0	80	By-product of drinking water chlorination.
Chlorine	N	2015	1.5	.8 - 2.2	ppm	0	MDRL = 4	Water additive used to control microbes

* Most recent sample. No sample required for 2015.

** Fluoride level is routinely adjusted to the MS State Dept of Health's recommended level of 0.7 - 1.3 mg/l

PWS ID#: 0610040

TEST RESULTS

Contaminant	Violation Y/N	Date Collected	Level Detected	Range of Detects or # of Samples Exceeding MCL/ACL	Unit Measurement	MCLG	MCL	Likely Source of Contamination
-------------	---------------	----------------	----------------	--	------------------	------	-----	--------------------------------

Inorganic Contaminants

10. Barium	N	2013*	.0455	.0437 - .0455	ppm	2	2	Discharge of drilling wastes; discharge from metal refineries; erosion of natural deposits
14. Copper	N	2012/14*	.3	0	ppm	1.3	AL=1.3	Corrosion of household plumbing systems; erosion of natural deposits; leaching from wood preservatives
16. Fluoride**	N	2013*	.254	.241 - .254	ppm	4	4	Erosion of natural deposits; water additive which promotes strong teeth; discharge from fertilizer and aluminum factories
17. Lead	N	2012/14*	1	0	ppb	0	AL=15	Corrosion of household plumbing systems, erosion of natural deposits
19. Nitrate (as Nitrogen)	N	2015	.17	No Range	ppm	10	10	Runoff from fertilizer use; leaching from septic tanks, sewage; erosion of natural deposits

Disinfection By-Products

81. HAA5	N	2014*	3	No Range	ppb	0	60	By-Product of drinking water disinfection.
82. TTHM [Total trihalomethanes]	N	2014*	15.2	No Range	ppb	0	80	By-product of drinking water chlorination.
Chlorine	N	2015	1.6	.90 - 2	ppm	0	MDRL = 4	Water additive used to control microbes

* Most recent sample. No sample required for 2015.

** Fluoride level is routinely adjusted to the MS State Dept of Health's recommended level of 0.7 - 1.3 mg/l.

We are required to monitor your drinking water for specific constituents on a monthly basis. Results of regular monitoring are an indicator of whether or not our drinking water meets health standards. In an effort to ensure systems complete all monitoring requirements, MSDH now notifies systems of any missing samples prior to the end of the compliance period.

If present, elevated levels of lead can cause serious health problems, especially for pregnant women and young children. Lead in drinking water is primarily from materials and components associated with service lines and home plumbing. Our water system is responsible for providing high quality drinking water, but cannot control the variety of materials used in plumbing components. When your water has been sitting for several hours, you can minimize the potential for lead exposure by flushing your tap for 30 seconds to 2 minutes before using water for drinking or cooking. If you are concerned about lead in your water, you may wish to have your water tested. Information on lead in drinking water, testing methods, and steps you can take to minimize exposure is available from the Safe Drinking Water Hotline or at <http://www.epa.gov/safewater/lead>. The Mississippi State Department of Health Public Health Laboratory offers lead testing. Please contact 601.576.7582 if you wish to have your water tested.

To comply with the "Regulation Governing Fluoridation of Community Water Supplies", the SW RANKIN WATER ASSOCIATION #1 is required to report certain results pertaining to fluoridation of our water system. The number of months in the previous calendar year that average fluoride sample results were within the optimal range of 0.7-1.3 ppm was 6. The percentage of fluoride samples collected in the previous calendar year that was within the optimal range of 0.7-1.3 ppm was 50%.

To comply with the "Regulation Governing Fluoridation of Community Water Supplies", the SW RANKIN WATER ASSOCIATION #2 is required to report certain results pertaining to fluoridation of our water system. The number of months in the previous calendar year that average fluoride sample results were within the optimal range of 0.7-1.3 ppm was 6. The percentage of fluoride samples collected in the previous calendar year that was within the optimal range of 0.7-1.3 ppm was 50%.

All sources of drinking water are subject to potential contamination by substances that are naturally occurring or man made. These substances can be microbes, inorganic or organic chemicals and radioactive substances. All drinking water, including bottled water, may reasonably be expected to contain at least small amounts of some contaminants. The presence of contaminants does not necessarily indicate that the water poses a health risk. More information about contaminants and potential health effects can be obtained by calling the Environmental Protection Agency's Safe Drinking Water Hotline at 1-800-426-4791.

Some people may be more vulnerable to contaminants in drinking water than the general population. Immuno-compromised persons such as persons with cancer undergoing chemotherapy, persons who have undergone organ transplants, people with HIV/AIDS or other immune system disorders, some elderly, and infants can be particularly at risk from infections. These people should seek advice about drinking water from their health care providers. EPA/CDC guidelines on appropriate means to lessen the risk of infection by cryptosporidium and other microbiological contaminants are available from the Safe Drinking Water Hotline 1-800-426-4791.

The South West Rankin Water Association works around the clock to provide top quality water to every tap. We ask that all our customers help us protect our water sources, which are the heart of our community, our way of life and our children's future.

Please note: This report will not be mailed to customers individually. It will be published in the local paper.

AFFIDAVIT

PROOF OF PUBLICATION

RANKIN COUNTY NEWS • P.O. BOX 107 • BRANDON, MS 39043

STATE OF MISSISSIPPI
COUNTY OF RANKIN

THIS 18TH DAY OF MAY, 2016, personally came Marcus Bowers, publisher of the Rankin County News,

a weekly newspaper printed and published in the City of Brandon, In the County of Rankin and State aforesaid, before me the undersigned officer in and for said County and State, who being duly sworn, deposes and says that said newspaper has been published for more than 12 months prior to the first publication of the attached notice and is qualified under Chapter 13-3-31, Laws of Mississippi, 1936, and laws supplementary and amendatory thereto, and that a certain

ANNUAL DRINKING WATER QUALITY REPORT

SOUTH WEST RANKIN WATER ASSOCIATION

a copy of which is hereto attached, was published in said newspaper One (1) week, as follows, to-wit:

Vol 168 No. 44 on the 18th day of May, 2016

Marcus Bowers

MARCUS BOWERS, Publisher

Sworn to and subscribed before me by the aforementioned Marcus Bowers this 18th day of May, 2016

Frances Conger

FRANCES CONGER, Notary Public


My Commission Expires: January 25, 2018

PRINTER'S FEE:

3 column by 16.5 inch ad at \$50 per column inch..... \$371.25

Proof of Publication ID No 28593..... 3.00

TOTAL NOTARY PUBLIC Comm Expires January 25, 2018..... \$374.25



2015 Annual Drinking Water Quality Report
South West Rankin Water Association
PWS#: 0610026 & 0610040
May 2016

This Annual Quality Water Report. This report is designed to inform you about the quality water and services we provide. Our goal is to provide you with a safe and dependable supply of drinking water. We want you to understand the water treatment process and protect our water resources. We are committed to ensuring the quality of your drinking water from the Sparta Sand, Cockfield Formation and the Catahoula Formation Aquifers.

We completed our public water system to determine the overall susceptibility of its drinking water supply to contamination. A report containing detailed information on how the susceptibility determinations were made has been made available for viewing upon request. The wells for the SW Rankin Water Association have received lower to no contamination.

For more information concerning your water utility, please contact Michael Williams at 601.720.2511. We want our valued customers to be informed. If you want to learn more, please attend any of our regularly scheduled meetings. They are held on the 1st of the month at the office located at 201 South County Line Road.

In your drinking water according to Federal and State laws. This table below lists all of the drinking water quality parameters that are monitored in 2015. In cases where monitoring wasn't required in 2015, the table lists the parameter over the surface of land or underground, it dissolves naturally occurring minerals and, in some cases, substances or contaminants from the presence of animals or from human activity; microbial contaminants, such as bacteria from sewage treatment plants, septic systems, agricultural livestock operations, and wildlife; inorganic chemicals, such as radon, which can be naturally occurring or result from urban storm-water runoff, industrial, or domestic wastewater discharge, or farming; pesticides and herbicides, which may come from a variety of sources such as agriculture, urban runoff, and gas production and mining activities. In order to ensure that tap water is safe to drink, EPA prescribes maximum contaminant levels in water provided by public water systems. All drinking water, including bottled drinking water, contains at least small amounts of some constituents. It's important to remember that the presence of these constituents does not necessarily pose a health risk.

Some abbreviations you might not be familiar with. To help you better understand these terms we've provided the following definitions:

Maximum Contaminant Level (MCL) - The highest level of a contaminant that is allowed in drinking water. MCLs are based on the best available treatment technology.

Maximum Contaminant Level Goal (MCLG) - The "Goal" (MCLG) is the level of a contaminant in drinking water below which there is no known or expected risk of adverse health effects. MCLGs are based on the best available treatment technology.

Maximum Residual Disinfectant Level (MRDL) - The highest level of a disinfectant allowed in drinking water. There is convincing evidence that addition of a disinfectant is necessary for control of microbial contaminants.

Maximum Residual Disinfectant Level Goal (MRDLG) - The level of a drinking water disinfectant below which there is no known or expected risk of adverse health effects. MRDLGs do not apply to the use of disinfectants to control microbial contaminants.

Milligram per liter (mg/l) - one part per million corresponds to one minute in two years or a single penny in \$10,000.

Microgram per liter (µg/l) - one part per billion corresponds to one minute in 2,000 years, or a single penny in \$10,000,000.

TEST RESULTS

Contaminant	Level Detected	Range of Detects or # of Samples Exceeding MCL/ACL	Unit Measurement	MCLG	MCL	Likely Source of Contamination
Coliform bacteria	Positive	3	NA	0	0	presence of coliform bacteria in 5% of monthly samples
Iron	.004	No Range	ppm	2	2	Discharge of drilling wastes; discharge from metal refineries; erosion of natural deposits
Manganese	.08	No Range	ppb	100	100	Discharge from steel and pulp mills; erosion of natural deposits
Lead	.1	0	ppm	1.3	AL=1.3	Corrosion of household plumbing systems; erosion of natural deposits; leaching from wood preservatives
Nitrate	.25	.246 - .25	ppm	4	4	Erosion of natural deposits; water additive which promotes strong leach; discharge from fertilizer and aluminum factories
Nitrite	.17	No Range	ppm	10	10	Runoff from fertilizer use; leaching from septic tanks, sewage; erosion of natural deposits

Microbiological Contaminants

1. Total Coliform Bacteria	N	April	Positive	3	NA	0	presence of coliform bacteria in 5% of monthly samples	Naturally present in the environment
----------------------------	---	-------	----------	---	----	---	--	--------------------------------------

Inorganic Contaminants

10. Barium	N	2013*	.004	No Range	ppm	2	2	Discharge of drilling wastes; discharge from metal refineries; erosion of natural deposits
13. Chromium	N	2013*	.8	No Range	ppb	100	100	Discharge from steel and pulp mills; erosion of natural deposits
14. Copper	N	2012/14*	.1	0	ppm	1.3	AL=1.3	Corrosion of household plumbing systems; erosion of natural deposits; leaching from wood preservatives
16. Fluoride**	N	2013*	.25	.246 - .25	ppm	4	4	Erosion of natural deposits; water additive which promotes strong teeth; discharge from fertilizer and aluminum factories
19. Nitrate (as Nitrogen)	N	2015	.17	No Range	ppm	10	10	Runoff from fertilizer use; leaching from septic tanks, sewage; erosion of natural deposits

Disinfection By-Products

81. HAA5	N	2015	28	10-46	ppb	0	60	By-Product of drinking water disinfection.
82. TTHM (Total trihalomethanes)	N	2015	73	32 - 83	ppb	0	80	By-product of drinking water chlorination.
Chlorine	N	2015	1.5	.8 - 2.2	ppm	0	MDRL = 4	Water additive used to control microbes

* Most recent sample. No sample required for 2015.
 ** Fluoride level is routinely adjusted to the MS State Dept of Health's recommended level of 0.7 - 1.3 mg/l

PWS ID#: 0610040		TEST RESULTS						
Contaminant	Violation Y/N	Date Collected	Level Detected	Range of Detects or # of Samples Exceeding MCL/ACL	Unit Measurement	MCLG	MCL	Likely Source of Contamination

Inorganic Contaminants

10. Barium	N	2013*	.0455	.0437 - .0455	ppm	2	2	Discharge of drilling wastes; discharge from metal refineries; erosion of natural deposits
14. Copper	N	2012/14*	.3	0	ppm	1.3	AL=1.3	Corrosion of household-plumbing systems; erosion of natural deposits; leaching from wood preservatives
16. Fluoride**	N	2013*	.254	.241 - .254	ppm	4	4	Erosion of natural deposits; water additive which promotes strong teeth; discharge from fertilizer and aluminum factories
17. Lead	N	2012/14*	.1	0	ppb	0	AL=15	Corrosion of household plumbing systems; erosion of natural deposits
19. Nitrate (as Nitrogen)	N	2015	.17	No Range	ppm	10	10	Runoff from fertilizer use; leaching from septic tanks, sewage; erosion of natural deposits

Disinfection By-Products

81. HAA5	N	2014*	3	No Range	ppb	0	60	By-Product of drinking water disinfection.
82. TTHM (Total trihalomethanes)	N	2014*	15.2	No Range	ppb	0	80	By-product of drinking water chlorination.
Chlorine	N	2015	1.6	.90 - 2	ppm	0	MDRL = 4	Water additive used to control microbes

* Most recent sample. No sample required for 2015.
 ** Fluoride level is routinely adjusted to the MS State Dept of Health's recommended level of 0.7 - 1.3 mg/l.

We are required to monitor your drinking water for specific constituents on a monthly basis. Results of regular monitoring are an indicator of whether or not our drinking water meets health standards. In an effort to ensure systems complete all monitoring requirements, MSDH now notifies systems of any missing samples prior to the end of the compliance period.

If present, elevated levels of lead can cause serious health problems, especially for pregnant women and young children. Lead in drinking water is primarily from materials and components associated with service lines and home plumbing. Our water system is responsible for providing high quality drinking water, but cannot control the variety of materials used in plumbing components. When your water has been sitting for several hours, you can minimize the potential for lead exposure by flushing your tap for 30 seconds to 2 minutes before using water for drinking or cooking. If you are concerned about lead in your water, you may wish to have your water tested. Information on lead in drinking water, testing methods, and steps you can take to minimize exposure is available from the Safe Drinking Water Hotline or at <http://www.epa.gov/safewater/lead>. The Mississippi State Department of Health Public Health Laboratory offers lead testing. Please contact 601-576-7582 if you wish to have your water tested.

To comply with the "Regulation Governing Fluoridation of Community Water Supplies", the SW RANKIN WATER ASSOCIATION #1 is required to report certain results pertaining to fluoridation of our water system. The number of months in the previous calendar year that average fluoride sample results were within the optimal range of 0.7-1.3 ppm was 6. The percentage of fluoride samples collected in the previous calendar year that was within the optimal range of 0.7-1.3 ppm was 50%.


To comply with the "Regulation Governing Fluoridation of Community Water Supplies", the SW RANKIN WATER ASSOCIATION #2 is required to report certain results pertaining to fluoridation of our water system. The number of months in the previous calendar year that average fluoride sample results were within the optimal range of 0.7-1.3 ppm was 6. The percentage of fluoride samples collected in the previous calendar year that was within the optimal range of 0.7-1.3 ppm was 50%.

All sources of drinking water are subject to potential contamination by substances that are naturally occurring or man made. These substances can be microbes, inorganic or organic chemicals and radioactive substances. All drinking water, including bottled water, may reasonably be expected to contain at least small amounts of some contaminants. The presence of contaminants does not necessarily indicate that the water poses a health risk. More information about contaminants and potential health effects can be obtained by calling the Environmental Protection Agency's Safe Drinking Water Hotline at 1-800-426-4791.

Some people may be more vulnerable to contaminants in drinking water than the general population. Immuno-compromised persons such as persons with cancer undergoing chemotherapy, persons who have undergone organ transplants, people with HIV/AIDS or other immune system disorders, some elderly, and infants can be particularly at risk from infections. These people should seek advice about drinking water from their health care providers. EPA/CDC guidelines on appropriate means to lessen the risk of infection by cryptosporidium and other microbiological contaminants are available from the Safe Drinking Water Hotline 1-800-426-4791.

The South West Rankin Water Association works around the clock to provide top quality water to every tap. We ask that all our customers help us protect our water sources, which are the heart of our community, our way of life and our children's future.

Please note: This report will not be mailed to customers individually. It will be published in the local paper.



RECEIVED - WATER SUPPLY
2016 JUN - 1 AM 8:29