

MISSISSIPPI STATE DEPARTMENT OF HEALTH  
BUREAU OF PUBLIC WATER SUPPLY  
CCR CERTIFICATION  
CALENDAR YEAR 2013

2014 JUN 19 AM 10:14

Hayes Creek Water Association  
Public Water Supply Name

#490004; 490016; 490017; 490018; 490019; 490020; 490023  
List PWS ID #s for all Community Water Systems included in this CCR

The Federal Safe Drinking Water Act (SDWA) requires each Community public water system to develop and distribute a Consumer Confidence Report (CCR) to its customers each year. Depending on the population served by the public water system, this CCR must be mailed or delivered to the customers, published in a newspaper of local circulation, or provided to the customers upon request. Make sure you follow the proper procedures when distributing the CCR. **You must mail, fax or email a copy of the CCR and Certification to MSDH. Please check all boxes that apply.**

Customers were informed of availability of CCR by: *(Attach copy of publication, water bill or other)*

Advertisement in local paper (attach copy of advertisement)

On water bills (attach copy of bill)

Email message (MUST Email the message to the address below)

Other web. # <http://www.msgrwa.org/2013ccr/HayesCreekWaterAssn.pdf>

Date(s) customers were informed: 6/1/14

CCR was distributed by U.S. Postal Service or other direct delivery. Must specify other direct delivery methods used \_\_\_\_\_

Date Mailed/Distributed: 05/28/14

CCR was distributed by Email (MUST Email MSDH a copy)

Date Emailed:     /    /    

As a URL (Provide URL # <http://www.msgrwa.org/2013ccr/HayesCreekWaterAssn.pdf>)

As an attachment

As text within the body of the email message

CCR was published in local newspaper. *(Attach copy of published CCR or proof of publication)*

Name of Newspaper: \_\_\_\_\_

Date Published:     /    /    

CCR was posted in public places. *(Attach list of locations)*

Date Posted:     /    /    

CCR was posted on a publicly accessible internet site at the following address (**DIRECT URL REQUIRED**):

#<http://www.msgrwa.org/2013ccr/HayesCreekWaterAssn.pdf>

**CERTIFICATION**

I hereby certify that the 2013 Consumer Confidence Report (CCR) has been distributed to the customers of this public water system in the form and manner identified above and that I used distribution methods allowed by the SDWA. I further certify that the information included in this CCR is true and correct and is consistent with the water quality monitoring data provided to the public water system officials by the Mississippi State Department of Health, Bureau of Public Water Supply.

*James R. Bennett*  
Name/Title (President, Mayor, Owner, etc.)

5-23-14  
Date

Deliver or send via U.S. Postal Service:  
Bureau of Public Water Supply  
P.O. Box 1700  
Jackson, MS 39215

May be faxed to:  
(601)576-7800

May be emailed to:  
[Melanie.Yanklowski@msdh.state.ms.us](mailto:Melanie.Yanklowski@msdh.state.ms.us)

2013 Annual Drinking Water Quality Report  
 Hayes Creek Water Association  
 PWS#: 0490004, 0490016, 0490017, 0490018, 0490019, 0490020 & 0490023  
 May 2014

2014 JUN 19 AM 10:14

We're pleased to present to you this year's Annual Quality Water Report. This report is designed to inform you about the quality water and services we deliver to you every day. Our constant goal is to provide you with a safe and dependable supply of drinking water. We want you to understand the efforts we make to continually improve the water treatment process and protect our water resources. We are committed to ensuring the quality of your water. Our water source is from wells drawing from the Lower and Middle Wilcox Aquifer and purchases water from the Town of Winona that has wells drawing from the Meridian Upper Wilcox Aquifer.

The source water assessment has been completed for our public water system to determine the overall susceptibility of its drinking water supply to identified potential sources of contamination. A report containing detailed information on how the susceptibility determinations were made has been furnished to our public water system and is available for viewing upon request. The wells for the Hayes Creek Water Association have received lower susceptibility rankings to contamination.

If you have any questions about this report or concerning your water utility, please contact Jan Bennett at 662.283.3506. We want our valued customers to be informed about their water utility. If you want to learn more, please attend any of our regularly scheduled meetings. They are held on the second Monday of each month at 6:00 PM at the office located at 703 Summit Street, Winona, MS 38967.

We routinely monitor for constituents in your drinking water according to Federal and State laws. This table below lists all of the drinking water contaminants that we detected during for the period of January 1<sup>st</sup> to December 31<sup>st</sup>, 2013. In cases where monitoring wasn't required in 2013, the table reflects the most recent results. As water travels over the surface of land or underground, it dissolves naturally occurring minerals and, in some cases, radioactive materials and can pick up substances or contaminants from the presence of animals or from human activity; microbial contaminants, such as viruses and bacteria, that may come from sewage treatment plants, septic systems, agricultural livestock operations, and wildlife; inorganic contaminants, such as salts and metals, which can be naturally occurring or result from urban storm-water runoff, industrial, or domestic wastewater discharges, oil and gas production, mining, or farming; pesticides and herbicides, which may come from a variety of sources such as agriculture, urban storm-water runoff, and residential uses; organic chemical contaminants, including synthetic and volatile organic chemicals, which are by-products of industrial processes and petroleum production, and can also come from gas stations and septic systems; radioactive contaminants, which can be naturally occurring or be the result of oil and gas production and mining activities. In order to ensure that tap water is safe to drink, EPA prescribes regulations that limit the amount of certain contaminants in water provided by public water systems. All drinking water, including bottled drinking water, may be reasonably expected to contain at least small amounts of some constituents. It's important to remember that the presence of these constituents does not necessarily indicate that the water poses a health risk.

In this table you will find many terms and abbreviations you might not be familiar with. To help you better understand these terms we've provided the following definitions:

**Action Level** - the concentration of a contaminant which, if exceeded, triggers treatment or other requirements which a water system must follow.

**Maximum Contaminant Level (MCL)** - The "Maximum Allowed" (MCL) is the highest level of a contaminant that is allowed in drinking water. MCLs are set as close to the MCLGs as feasible using the best available treatment technology.

**Maximum Contaminant Level Goal (MCLG)** - The "Goal"(MCLG) is the level of a contaminant in drinking water below which there is no known or expected risk to health. MCLGs allow for a margin of safety.

**Maximum Residual Disinfectant Level (MRDL)** - The highest level of a disinfectant allowed in drinking water. There is convincing evidence that addition of a disinfectant is necessary to control microbial contaminants.

**Maximum Residual Disinfectant Level Goal (MRDLG)** - The level of a drinking water disinfectant below which there is no known or expected risk of health. MRDLGs do not reflect the benefits of the use of disinfectants to control microbial contaminants.

**Parts per million (ppm) or Milligrams per liter (mg/l)** - one part per million corresponds to one minute in two years or a single penny in \$10,000.

**Parts per billion (ppb) or Micrograms per liter** - one part per billion corresponds to one minute in 2,000 years, or a single penny in \$10,000,000.

PWS ID #: 0490004		TEST RESULTS						
Contaminant	Violation Y/N	Date Collected	Level Detected	Range of Detects or # of Samples Exceeding MCL/ACL	Unit Measure -ment	MCLG	MCL	Likely Source of Contamination
<b>Inorganic Contaminants</b>								
10. Barium	N	2013	.054	No Range	ppm	2	2	Discharge of drilling wastes; discharge from metal refineries; erosion of natural deposits
14. Copper	N	2011*	.1	0	ppm	1.3	AL= 1.3	Corrosion of household plumbing systems; erosion of natural deposits; leaching from wood preservatives
16. Fluoride	N	2013	1.04	No Range	ppm	4	4	Erosion of natural deposits; water additive which promotes strong teeth; discharge from fertilizer and aluminum factories
17. Lead	N	2011*	4	0	ppb	0	AL= 15	Corrosion of household plumbing systems, erosion of natural deposits
<b>Disinfection By-Products</b>								

Chlorine	N	2013	1.1	1 - 1.2	mg/l	0	MDRL = 4	Water additive used to control microbes
----------	---	------	-----	---------	------	---	----------	-----------------------------------------

**PWS ID #: 0490016 TEST RESULTS**

Contaminant	Violation Y/N	Date Collected	Level Detected	Range of Detects or # of Samples Exceeding MCL/ACL	Unit Measurement	MCLG	MCL	Likely Source of Contamination
-------------	---------------	----------------	----------------	----------------------------------------------------	------------------	------	-----	--------------------------------

**Inorganic Contaminants**

10. Barium	N	2013	.011	No Range	ppm	2	2	Discharge of drilling wastes; discharge from metal refineries; erosion of natural deposits
13. Chromium	N	2013	2.3	No Range	ppb	100	100	Discharge from steel and pulp mills; erosion of natural deposits
14. Copper	N	2009/11*	.2	0	ppm	1.3	AL=1.3	Corrosion of household plumbing systems; erosion of natural deposits; leaching from wood preservatives
16. Fluoride	N	2013	.134	No Range	ppm	4	4	Erosion of natural deposits; water additive which promotes strong teeth; discharge from fertilizer and aluminum factories
17. Lead	N	2009/11*	2	0	ppb	0	AL=15	Corrosion of household plumbing systems, erosion of natural deposits

**Disinfection By-Products**

Chlorine	N	2013	1.8	1.6 - 1.9	mg/l	0	MDRL = 4	Water additive used to control microbes
----------	---	------	-----	-----------	------	---	----------	-----------------------------------------

**PWS ID #: 0490017 TEST RESULTS**

Contaminant	Violation Y/N	Date Collected	Level Detected	Range of Detects or # of Samples Exceeding MCL/ACL	Unit Measurement	MCLG	MCL	Likely Source of Contamination
-------------	---------------	----------------	----------------	----------------------------------------------------	------------------	------	-----	--------------------------------

**Inorganic Contaminants**

10. Barium	N	2010*	.062	No Range	ppm	2	2	Discharge of drilling wastes; discharge from metal refineries; erosion of natural deposits
14. Copper	N	2009/11*	.5	0	ppm	1.3	AL=1.3	Corrosion of household plumbing systems; erosion of natural deposits; leaching from wood preservatives
17. Lead	N	2009/11*	1	0	ppb	0	AL=15	Corrosion of household plumbing systems, erosion of natural deposits

**Volatile Organic Contaminants**

76. Xylenes	N	2009*	.0005	No Range	ppm	10	10	Discharge from petroleum factories; discharge from chemical factories
-------------	---	-------	-------	----------	-----	----	----	-----------------------------------------------------------------------

**Disinfection By-Products**

Chlorine	N	2013	2	1.8 - 2	mg/l	0	MDRL = 4	Water additive used to control microbes
----------	---	------	---	---------	------	---	----------	-----------------------------------------

**PWS ID #: 0490018****TEST RESULTS**

Contaminant	Violation Y/N	Date Collected	Level Detected	Range of Detects or # of Samples Exceeding MCL/ACL	Unit Measure -ment	MCLG	MCL	Likely Source of Contamination
<b>Inorganic Contaminants</b>								
10. Barium	N	2010*	.087	No Range	ppm	2	2	Discharge of drilling wastes; discharge from metal refineries; erosion of natural deposits
14. Copper	N	2009/11*	.1	0	ppm	1.3	AL= 1.3	Corrosion of household plumbing systems; erosion of natural deposits; leaching from wood preservatives
17. Lead	N	2009/11*	2	0	ppb	0	AL= 15	Corrosion of household plumbing systems, erosion of natural deposits
<b>Disinfection By-Products</b>								
81. HAA5	N	2011*	2	No Range	ppb	0	60	By-Product of drinking water disinfection.
82. TTHM [Total trihalomethanes]	N	2011*	5.11	No Range	ppb	0	80	By-product of drinking water chlorination.
Chlorine	N	2013	1.1	No Range	mg/l	0	MDRL = 4	Water additive used to control microbes

**PWS ID #: 0490019****TEST RESULTS**

Contaminant	Violation Y/N	Date Collected	Level Detected	Range of Detects or # of Samples Exceeding MCL/ACL	Unit Measure -ment	MCLG	MCL	Likely Source of Contamination
<b>Inorganic Contaminants</b>								
10. Barium	N	2013	.061	No Range	Ppm	2	2	Discharge of drilling wastes; discharge from metal refineries; erosion of natural deposits
13. Chromium	N	2013	1.4	No Range	ppb	100	100	Discharge from steel and pulp mills; erosion of natural deposits
<b>Disinfection By-Products</b>								
Chlorine	N	2013	2	2 - 2.1	mg/l	0	MDRL = 4	Water additive used to control microbes

**PWS ID #: 0490020****TEST RESULTS**

Contaminant	Violation Y/N	Date Collected	Level Detected	Range of Detects or # of Samples Exceeding MCL/ACL	Unit Measure -ment	MCLG	MCL	Likely Source of Contamination
<b>Inorganic Contaminants</b>								
10. Barium	N	2013	.012	.004 - .012	ppm	2	2	Discharge of drilling wastes; discharge from metal refineries; erosion of natural deposits
13. Chromium	N	2013	1.9	1.3 - 1.9	ppb	100	100	Discharge from steel and pulp mills; erosion of natural deposits
16. Fluoride	N	2013	.132	.11 - .132	ppm	4	4	Erosion of natural deposits; water additive which promotes strong teeth; discharge from fertilizer and aluminum factories
17. Lead	N	2009/11*	1	0	ppb	0	AL=15	Corrosion of household plumbing systems, erosion of natural deposits

Disinfection By-Products								
Chlorine	N	2013	2.1	1.9 – 2.2	mg/l	0	MDRL = 4	Water additive used to control microbes

**PWS ID #: 0490023 TEST RESULTS**

Contaminant	Violation Y/N	Date Collected	Level Detected	Range of Detects or # of Samples Exceeding MCL/ACL	Unit Measure -ment	MCLG	MCL	Likely Source of Contamination
-------------	---------------	----------------	----------------	----------------------------------------------------	--------------------	------	-----	--------------------------------

**Inorganic Contaminants**

10. Barium	N	2013	.038	No Range	ppm	2	2	Discharge of drilling wastes; discharge from metal refineries; erosion of natural deposits
13. Chromium	N	2013	1.4	No Range	ppb	100	100	Discharge from steel and pulp mills; erosion of natural deposits
14. Copper	N	2011/13	.2	0	ppm	1.3	AL=1.3	Corrosion of household plumbing systems; erosion of natural deposits; leaching from wood preservatives
16. Fluoride	N	2013	.131	No Range	ppm	4	4	Erosion of natural deposits; water additive which promotes strong teeth; discharge from fertilizer and aluminum factories
17. Lead	N	2011/13	2	0	ppb	0	AL=15	Corrosion of household plumbing systems, erosion of natural deposits

Disinfection By-Products								
Chlorine	N	2013	1.9	1.7 – 2.1	mg/l	0	MDRL = 4	Water additive used to control microbes

\* Most recent sample. No sample required for 2013.

We are required to monitor your drinking water for specific constituents on a monthly basis. Results of regular monitoring are an indicator of whether or not our drinking water meets health standards. We did complete the monitoring requirements for bacteriological sampling that showed no coliform present. In an effort to ensure systems complete all monitoring requirements, MSDH now notifies systems of any missing samples prior to the end of the compliance period.

If present, elevated levels of lead can cause serious health problems, especially for pregnant women and young children. Lead in drinking water is primarily from materials and components associated with service lines and home plumbing. Our Water Association is responsible for providing high quality drinking water, but cannot control the variety of materials used in plumbing components. When your water has been sitting for several hours, you can minimize the potential for lead exposure by flushing your tap for 30 seconds to 2 minutes before using water for drinking or cooking. If you are concerned about lead in your water, you may wish to have your water tested. Information on lead in drinking water, testing methods, and steps you can take to minimize exposure is available from the Safe Drinking Water Hotline or at <http://www.epa.gov/safewater/lead>. The Mississippi State Department of Health Public Health Laboratory offers lead testing. Please contact 601.576.7582 if you wish to have your water tested.

**Significant Deficiencies**  
Hayes Creek PWS ID #0490016

During a sanitary survey conducted on 8/22/11, the Mississippi State Department of Health cited the following deficiency:

Inadequate internal cleaning/maintenance of storage tanks

Corrective actions: The system has entered into a Bilateral Compliance Agreement with the MSDH to correct these deficiencies by 8/31/2014.

To comply with the "Regulation Governing Fluoridation of Community Water Supplies", the City of Winona is required to report certain results pertaining to fluoridation of our water system. The number of months in the previous calendar year in which average fluoride sample results were within the optimal range of 0.7-1.3 ppm was 8. The percentage of fluoride samples collected in the previous calendar year that was within the optimal range of 0.7-1.3 ppm was 73%.

All sources of drinking water are subject to potential contamination by substances that are naturally occurring or man made. These substances can be microbes, inorganic or organic chemicals and radioactive substances. All drinking water, including bottled water, may reasonably be expected to contain at least small amounts of some contaminants. The presence of contaminants does not necessarily indicate that the water poses a health risk. More information about contaminants and potential health effects can be obtained by calling the Environmental Protection Agency's Safe Drinking Water Hotline at 1-800-426-4791.

Some people may be more vulnerable to contaminants in drinking water than the general population. Immuno-compromised persons such as persons with cancer undergoing chemotherapy, persons who have undergone organ transplants, people with HIV/AIDS or other immune system disorders, some elderly, and infants can be particularly at risk from infections. These people should seek advice about drinking water from their health care providers. EPA/CDC guidelines on appropriate means to lessen the risk of infection by cryptosporidium and other microbiological contaminants are available from the Safe Drinking Water Hotline 1-800-426-4791.

The Hayes Creek Water Association works around the clock to provide top quality water to every tap. We ask that all our customers help us protect our water sources, which are the heart of our community, our way of life and our children's future.

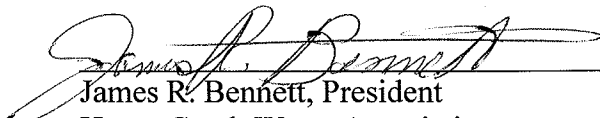
THIS IS TO CERTIFY THAT:

ID #0490004, ID and #0490018 customers were informed of availability of CCR on our May water bills. Copies of these reports are also on MsRWA website, and a hard copy can be viewed at the Hayes Creek Water Association office.

ID #0490016, ID #0490019, ID # 0490017, ID #0490020 and ID#0490023 customers were informed of availability of CCR on our May water bills, and can also be viewed at the MsRWA website as the population of these ID numbers exceed 500. Copies of these reports are also on file at our office at Hayes Creek Water Association office.

CERTIFICATION

I hereby certify that a consumer confidence report (CCR) has been distributed to the customers of this public water system in the form and manner identified above. I further certify that the information included in this CCR is true and correct and is consistent with the water quality monitoring data provided to the public water system officials by the Mississippi State Department of Health, Division of Water Supply.

  
James R. Bennett, President  
Hayes Creek Water Association

5-23-, 2014

Deliver payment to:

Hayes Creek Water Assn.  
703 Summit St  
Winona, MS 38967  
662-283-3506

FIRST-CLASS MAIL  
US POSTAGE PAID  
MAILED FROM  
ZIP CODE 38967  
PERMIT # 3

This institution is an equal opportunity provider and employer

Return this portion with payment.

Previous Balance: 0.00  
WATER RATE 1 USED: 17200 141.10  
PREV: 6700 PRES: 23900

Billed: 05/27/14

**141.10 PAID BY BANK DRAFT**

**141.10 PAID BY BANK DRAFT**

Acct# 12420

TRAY:NO B/C

THOMAS WILLIAMS  
SVC:04/16/14-05/14/14 (28 days) Acct# 12420

THOMAS WILLIAMS  
C/O ROXANNE  
173 Old Mountain Rd  
Winona MS 38967-8936

CCR AVAILABLE @ OFFICE OR ONLINE. <http://www.msrrwa.org/2013ccr/HayesCreekWaterAssn.pdf>

COVER SHEET

HAYES CREEK WATER ASSOCIATION  
CONSUMER CONFIDENCE REPORT  
JUNE 2014

WELL I. D. NUMBERS

#0490004-City

#0490016-Minerva-I

#0490017-New Liberty

#0490018-City

#0490019-Lodi

#0490020-Alva

#0490023-Minerva-II

COPIES AVAILABLE TO CUSTOMERS AT

Hayes Creek Water Association

703 Summit St.

Winona, Mississippi

2014 JUN 19 AM 10:13

June 1, 2014

Mississippi State Health Department  
P. O. Box 1700  
Jackson, MS 39215-1700


Dear Sir:

Enclosed you will find a copy of the Customer Confidence Report required by MSDH for I. D. #(s) 0490004,# 0490016,# 0490017,# 0490018, #040019, #0490020, and #0490023 .

We have also enclosed a copy of our bills, with notice to all of our customers, that these reports are available at our office. We also took the advantage of hosting our 2013 CCR on the MsRWA website with a URL # [http://www.msrrwa.org/2013ccr/HayesCreekWater Assn.pdf](http://www.msrrwa.org/2013ccr/HayesCreekWaterAssn.pdf) and also a copy of the.

I hope this is all to your specifications. If I can be of further assistance, please call.

Yours truly,



Jan Bennett, Secretary  
Hayes Creek Water Association  
703 Summit St.  
Winona, MS 38967



2014 JUN 19 AM 10:14

Name of system: Hayes Creek Water Association

System PWS ID#(s) #0490016, #0490017, #0490019, #0490020, and #0490023

Do you purchase water ( )Yes (X) No

Contact person is: Philip Patridge Phone: (662) 283-2161

Regular meetings are scheduled: 2<sup>nd</sup> Monday of every month, at 6 P.M., at Hayes Creek Water Association, 703 Summit St., Winona, MS 38967.


We do not treat with fluoride

Our systems source water assessment program has been completed, and is rated "Lower" susceptibility to contamination.

Person to contact at this system is: Jan Bennett Phone: (662) 283-3506

Date: 5-23-14

System Name: Hayes Creek Water Assoc.	Minerva I Well	#0490016
	New Liberty Well	#0490017
	Lodi Well	#0490019
	Alva Well	#0490020
	Minerva II Well	#0490023

Signature:   
Jan Bennett, Secretary

System PWS ID#(s) #0490004 and #0490018

Do you purchase water (X) Yes ( ) No

If yes, from System Name: Winona Public Utility

Contact person is: Philip Patridge Phone #: (662) 417-5771

Regular meetings are scheduled: 2<sup>nd</sup> Monday of every month, at 6 P.M., at Hayes Creek Water Association Office, 703 Summit St., Winona, MS 38967

We do not treat with fluoride.

Our systems did not have violations in 2014.

Our systems source water assessment program has been completed, and is rated "Lower" Susceptibility to contamination.

Person to contact at this system is: Jan Bennett, Office Manager (662) 283-3506

Date: 5-23-14

System Name: Hayes Creek Water Association ID # 0490004 Mission Rd.

ID #0490018 Legion Lake Rd.

Signature: Jan Bennett  
Jan Bennett, Secretary