

MISSISSIPPI STATE DEPARTMENT OF HEALTH
BUREAU OF PUBLIC WATER SUPPLY

CCR CERTIFICATION
CALENDAR YEAR 2013

Harland Creek Water Association
Public Water Supply Name

0260009, 0260022, 0260039

List PWS ID #s for all Community Water Systems included in this CCR

The Federal Safe Drinking Water Act (SDWA) requires each Community public water system to develop and distribute a Consumer Confidence Report (CCR) to its customers each year. Depending on the population served by the public water system, this CCR must be mailed or delivered to the customers, published in a newspaper of local circulation, or provided to the customers upon request. Make sure you follow the proper procedures when distributing the CCR. **You must mail, fax or email a copy of the CCR and Certification to MSDH. Please check all boxes that apply.**

Customers were informed of availability of CCR by: *(Attach copy of publication, water bill or other)*

- Advertisement in local paper (attach copy of advertisement)
- On water bills (attach copy of bill)
- Email message (MUST Email the message to the address below)
- Other _____

Date(s) customers were informed: 6/19/2014 / / . / /

CCR was distributed by U.S. Postal Service or other direct delivery. Must specify other direct delivery methods used _____

Date Mailed/Distributed: _____ / /

CCR was distributed by Email (MUST Email MSDH a copy) Date Emailed: _____ / /
As a URL (Provide URL _____)
As an attachment
As text within the body of the email message

CCR was published in local newspaper. *(Attach copy of published CCR or proof of publication)*

Name of Newspaper: _____

Date Published: _____ / /

CCR was posted in public places. *(Attach list of locations)* Date Posted: _____ / /

CCR was posted on a publicly accessible internet site at the following address (**DIRECT URL REQUIRED**):

CERTIFICATION

I hereby certify that the 2013 Consumer Confidence Report (CCR) has been distributed to the customers of this public water system in the form and manner identified above and that I used distribution methods allowed by the SDWA. I further certify that the information included in this CCR is true and correct and is consistent with the water quality monitoring data provided to the public water system officials by the Mississippi State Department of Health, Bureau of Public Water Supply.

William F. Spell
Name/Title (President, Mayor, Owner, etc.)

6-19-14
Date

Deliver or send via U.S. Postal Service:
Bureau of Public Water Supply
P.O. Box 1700
Jackson, MS 39215

May be faxed to:
(601)576-7800

May be emailed to:
Melanie.Yanklowski@msdh.state.ms.us

2014 JUN 20 AM 8:41

2013 Annual Drinking Water Quality Report
Harland Creek Water Association
PWS ID#s 0260009, 0260022, 0260039
June 2014

We are pleased to present to you this year's Annual Drinking Water Quality Report. This report is a snapshot of last year's water quality. Included are details about from where your water comes, what it contains, and how it compares to standards set by regulatory agencies. Our constant goal is to provide you with a safe and dependable supply of drinking water. We want you to understand the efforts we make to continually improve the water treatment process and protect our water resources. We are committed to ensuring the quality of your water and to providing you with this information, because informed customers are our best allies. Our water source is groundwater. Our wells draw from the Meridian Upper Wilcox and Tallahala Formation aquifers.

A Source Water Assessment has been completed for our public water system to determine the overall susceptibility of the drinking water supply and to identify potential sources of contamination. The general susceptibility rankings assigned to each well of this system are provided immediately below. A report containing detailed information on how the susceptibility determinations were made has been furnished to our public water supply and is available upon request. The wells for The Harland Creek Water Association have received lower to moderate susceptibility rankings.

If you have any questions about this report or concerning your water, please contact William L. Spell at 662 834-2382. We want our valued customers to be informed about their water utility. If you want to learn more, please attend any of our regularly scheduled meetings. They are held at the Coxburg Community Center on the Second Tuesday of each month. The annual meeting is held the third Monday of April at 7:30 PM at the Coxburg Community Center.

We routinely monitor for over 150 contaminants in your drinking water according to Federal and State laws. The table below lists all the drinking water contaminants that we detected in the last round of sampling for the particular contaminant group. Unless otherwise noted, the data presented in this table is from testing done January 1 through December 31, (2013). As water travels over the surface of the land or through the ground, it dissolves naturally-occurring minerals and, in some cases, radioactive material, and can pick up substances resulting from the presence of animals or from human activity. All drinking water, including bottled water may be reasonably expected to contain at least small amounts of some constituents. The presence of contaminants does not necessarily indicate that water poses a health risk

In this table you will find many terms and abbreviations you might not be familiar with. To help you better understand these terms we've provided the following definitions:

Parts per million (ppm) or Milligrams per liter (mg/L) - One part per million corresponds to one minute in two years or a single penny in \$10,000.

Parts per billion (ppb) or Micrograms per liter (ug/L) - One part per billion corresponds to one minute in 2,000 years, or a single penny in \$10,000,000.

Action Level (AL) - The concentration of a contaminant which, if exceeded, triggers treatment or other requirements which a water system must follow.

Maximum Contaminant Level (MCL) - The highest level of a contaminant that is allowed in drinking water. MCLs are set as close to the MCLGs as feasible using the best available treatment technology.

Maximum Contaminant Level Goal (MCLG) - The level of a contaminant in drinking water below which there is no known or expected risk to health. MCLGs allow for a margin of safety.

TEST RESULTS

PWS ID# 0260009

Inorganic Contaminants

Contaminant (units)	Sample Date	MCL Violation Y/N	Your Water	Range		MCLG	MCL	Likely Source of Contamination
				Low	High			
Barium (ppm)	*2012	N	0.01223	NO RANGE		2	2	Discharge of drilling wastes; discharge from metal refineries; erosion of natural deposits
Chromium (ppb)	*2009	N	1.375	NO RANGE		100	100	Discharge from steel and pulp mills; erosion of natural deposits
Fluoride (ppm)	*2012	N	0.123	NO RANGE		4	4	Erosion of natural deposits; water additive which promotes strong teeth; discharge from fertilizer and aluminum factories
Copper (ppm) (90 th percentile)	*2009/11	N	0.1	1.3		AL=1.3		Corrosion of household plumbing systems; erosion of natural deposits; leaching from wood preservatives
Lead (ppb) (90 th percentile)	*2009/11	N	1	0		AL=15		Corrosion of household plumbing systems, erosion of natural deposits

Radioactive Contaminants

Contaminant (units)	Sample Date	MCL Violation Y/N	Your Water	MCLG	MCL	Likely Source of Contamination
Beta/photon emitters (pCi/L)	*2009	N	1.1	0	50	Decay of natural and man-made deposits

Disinfectants and Disinfection Byproducts Contaminants

Contaminant (units)	MCL/MRDL Violation Y/N	Your Water (AVG)	Range Low High	MCLG	MCL	Likely Source of Contamination
Chlorine (ppm)	N	0.80	0.61-1.05	MRDLG = 4	MRDL = 4	Water additive used to control microbes

**Most Recent Sample. No sample required for 2013*

PWS ID# 0260022

Inorganic Contaminants

Contaminant (units)	Sample Date	MCL Violation Y/N	Your Water	Range Low High	MCLG	MCL	Likely Source of Contamination
Barium (ppm)	*2009	N	0.0005	NO RANGE	2	2	Discharge of drilling wastes; discharge from metal refineries; erosion of natural deposits
Fluoride (ppm)	2012	N	0.347	NO RANGE	4	4	Erosion of natural deposits; water additive which promotes strong teeth; discharge from fertilizer and aluminum factories

Lead and Copper Contaminants

Contaminant (units)	Sample Date	Your Water	# of sites found above the AL	MCLG	MCL	Likely Source of Contamination
Copper (ppm) (90 th percentile)	*2009/11	0.4	0	1.3	AL=1.3	Corrosion of household plumbing systems; erosion of natural deposits; leaching from wood preservatives
Lead (ppb) (90 th percentile)	*2009/11	2	0	0	AL=15	Corrosion of household plumbing systems, erosion of natural deposits

Disinfectants and Disinfection Byproducts Contaminants

Contaminant (units)	MCL/MRDL Violation Y/N	Your Water (AVG)	Range Low High	MCLG	MCL	Likely Source of Contamination
TTHM (ppb) [Total Trihalomethanes]	N	3.63	NO RANGE	N/A	80	By-product of drinking water chlorination
HAA5 (ppb) [Total Haloacetic Acids]	N	5	NO RANGE	N/A	60	By-product of drinking water disinfection
Chlorine (ppm)	N	0.80	0.58 – 0.89	MRDLG = 4	MRDL = 4	Water additive used to control microbes

Most Recent Sample. No sample required for 2012

PWS ID# 0260039

Inorganic Contaminants

Contaminant (units)	Sample Date	MCL Violation Y/N	Your Water	Range Low High	MCL G	MCL	Likely Source of Contamination
Barium (ppm)	*2012	N	0.00293	NO RANGE	2	2	Discharge of drilling wastes; discharge from metal refineries; erosion of natural deposits
Chromium (ppb)	*2009	N	1.7	NO RANGE	100	100	Discharge from steel and pulp mills; erosion of natural deposits
Fluoride (ppm)	*2012	N	0.372	NO RANGE	4	4	Erosion of natural deposits; water additive which promotes strong teeth; discharge from fertilizer and aluminum factories

Lead and Copper Contaminants

Contaminant (units)	Sample Date	Your Water	# of sites found above the AL	MCLG	MCL	Likely Source of Contamination
Copper (ppm) (90 th percentile)	*2009/11	0.6	0	1.3	AL=1.3	Corrosion of household plumbing systems; erosion of natural deposits; leaching from wood preservatives
Lead (ppb) (90 th percentile)	*2009/11	2	0	0	AL=15	Corrosion of household plumbing systems, erosion of natural deposit

Radioactive Contaminants

Contaminant (units)	Sample Date	MCL Violation Y/N	Your Water	MCLG	MCL	Likely Source of Contamination
Gross Alpha Particle Activity (pCi/L)	*2012	N	0.7	0	15	Erosion of natural deposits

Disinfectants and Disinfection Byproducts Contaminants

Contaminant (units)	Your Water (AVG)	Range Low High	MCLG	MCL	Likely Source of Contamination
Chlorine (ppm)	N	0.60	0.40 – 0.75	MRDLG = 4	MRDL = 4 Water additive used to control microbes

**Most Recent Sample. No sample required for 2012*

We are required to monitor your drinking water for specific contaminants on a monthly basis. Results of regular monitoring are an indicator of whether or not our drinking water meets health standards. In an effort to ensure systems complete all monitoring requirements, MSDH now notifies systems of any samples prior to the end of the monitoring period.

If present, elevated levels of lead can cause serious health problems, especially for pregnant women and young children. Lead in drinking water is primarily from materials and components associated with service lines and home plumbing. Harland Creek Water Association is responsible for providing high quality drinking water, but cannot control the variety of materials used in plumbing components. When your water has been sitting for several hours, you can minimize the potential for lead exposure by flushing your tap for 30 seconds to 2 minutes before using water for drinking or cooking. If you are concerned about lead in your water, you may wish to have your water tested. Information on lead in drinking water, testing methods, and steps you can take to minimize exposure is available from the Safe Drinking Water Hotline or

at <http://www.epa.gov/safewater/lead>. The Mississippi State Department of Health Public Laboratory offers lead testing for \$10 per sample. Please contact 601.576.7582 if you wish to have your water tested.

Drinking water, including bottled water, may reasonably be expected to contain at least small amounts of some contaminants. The presence of contaminants does not necessarily indicate that water poses a health risk. More information about contaminants and potential health effects can be obtained by calling the Environmental Protection Agency's Safe Drinking Water Hotline (800-426-4791).

Some people may be more vulnerable to contaminants in drinking water than the general population. Immuno-compromised persons such as persons with cancer undergoing chemotherapy, persons who have undergone organ transplants, people with HIV/AIDS or other immune system disorders, some elderly, and infants can be particularly at risk from infections. These people should seek advice about drinking water from their health care providers. EPA/CDC guidelines on appropriate means to lessen the risk of infection by *Cryptosporidium* and other microbiological contaminants are available from the Safe Drinking Water Hotline (800-426-4791).

The Harland Creek Water Association works around the clock to provide top quality water to every tap. We ask that all our customers help us protect our water sources, which are the heart of our community, our way of life and our children's future.

There is a separate consumer confidence for customers who receive their water from the Harland Creek Water Association at Horseshoe (PWS ID# 0260043). The water for this area is purchased from the City of Tehula. This report is available for review and copies by contacting Mr. William Spell at (662) 834-2382.

This report is being published in the local newspaper and shall not be delivered as an individual mail out. However copies of this report are available and may be obtained from the contact info listed above.

PROOF OF PUBLICATION

HOLMES COUNTY HERALD

LEXINGTON, MISSISSIPPI

RECEIVED - WATER SUPPLY
2014 JUL 22 AM 8:44

STATE OF MISSISSIPPI, HOLMES COUNTY

Personally appeared before me, the undersigned authority, Chancery Clerk of said County and State, Bruce Hill, publisher of a public newspaper called the Holmes County Herald established in 1959 and published continuously since that date in said County and State, who, being duly sworn, deposed and said that the notice, of which a true copy is hereto annexed, was published in said paper for 1 times, as follows, to wit:

2013 Annual Drinking Water Quality Report
Harland Creek Water Association
PWS IDs 0260009, 0260022, 0260039
June 2014

We are pleased to present to you this year's Annual Drinking Water Quality Report. This report is a snapshot of last year's water quality. Included are details about from where your water comes, what it contains, and how it compares to standards set by regulatory agencies. Our constant goal is to provide you with a safe and dependable supply of drinking water. We want you to understand the efforts we make to continually improve the water treatment process and protect our water resources. We are committed to ensuring the quality of your water and to providing you with this information, because informed customers are our best allies. Our water source is groundwater. Our wells draw from the Meridian Upper Wilcox and Tallahala Formation aquifers.

A Source Water Assessment has been completed for our public water system to determine the overall susceptibility of the drinking water supply and to identify potential sources of contamination. The general susceptibility rankings assigned to each well of this system are provided immediately below. A report containing detailed information on how the susceptibility determinations were made has been furnished to our public water supply and is available upon request. The wells for The Harland Creek Water Association have received lower to moderate susceptibility rankings.

If you have any questions about this report or concerning your water, please contact William L. Spell at 662-834-2382. We want our valued customers to be informed about their water utility. If you want to learn more, please attend any of our regularly scheduled meetings. They are held at the Coxburg Community Center on the Second Tuesday of each month. The annual meeting is held the third Monday of April at 7:30 PM at the Coxburg Community Center.

We routinely monitor for over 150 contaminants in your drinking water according to Federal and State laws. The table below lists all the drinking water contaminants that we detected in the last round of sampling for the particular contaminant group. Unless otherwise noted, the data presented in this table is from testing done January 1 through December 31, (2013). As water travels over the surface of the land or through the ground, it dissolves naturally-occurring minerals and, in some cases, radioactive material, and can pick up substances resulting from the presence of animals or from human activity. All drinking water, including bottled water may be reasonably expected to contain at least small amounts of some constituents. The presence of contaminants does not necessarily indicate that water poses a health risk.

In this table you will find many terms and abbreviations you might not be familiar with. To help you better understand these terms we've provided the following definitions:

Parts per million (ppm) or Milligrams per liter (mg/L) - One part per million corresponds to one minute in two years or a single penny in \$10,000.

Parts per billion (ppb) or Micrograms per liter (ug/L) - One part per billion corresponds to one minute in 2,000 years, or a single penny in \$10,000,000.

Action Level (AL) - The concentration of a contaminant which, if exceeded, triggers treatment or other requirements which a water system must follow.

Maximum Contaminant Level (MCL) - The highest level of a contaminant that is allowed in drinking water. MCLs are set as close to the MCLGs as feasible using the best available treatment technology.

Maximum Contaminant Level Goal (MCLG) - The level of a contaminant in drinking water below which there is no known or expected risk to health. MCLGs allow for a margin of safety.

TEST RESULTS

PWS ID# 0260009
Inorganic Contaminants

Contaminant (units)	Sample Date	MCL Violation Y/N	Your Water	Range		MCLG	MCL	Likely Source of Contamination
				Low	High			
Barium (ppm)	*2012	N	0.01223	NO RANGE		2	2	Discharge of drilling wastes; discharge from metal refineries; erosion of natural deposits
Chromium (ppb)	*2009	N	1.375	NO RANGE		100	100	Discharge from steel and pulp mills; erosion of natural deposits
Fluoride (ppm)	*2012	N	0.123	NO RANGE		4	4	Erosion of natural deposits; water additive which promotes strong teeth; discharge from fertilizer and aluminum factories
Copper (ppm) (90% percentile)	*2009/11	N	0.1	1.3		AL=1.3		Corrosion of household plumbing systems; erosion of natural deposits; leaching from wood preservatives
Lead (ppb) (90% percentile)	*2009/11	N	1	0		AL=15		Corrosion of household plumbing systems; erosion of natural deposits

Radioactive Contaminants

Vol. 56, No. 25 the 19TH
day of JUNE, 2014

Vol. _____, No. _____ the _____
day of _____, 2014

Vol. _____, No. _____ the _____
day of _____, 2014

Vol. _____, No. _____ the _____
day of _____, 2014


Vol. _____, No. _____ the _____
day of _____, 2014

Vol. _____, No. _____ the _____
day of _____, 2014

Bruce Hill

Chancery Clerk

Witness my hand and seal at Lexington, Mississippi this
the 19th day of June, 2014.



by Charlie Duckett D.C.
36 INCHES words 1 times Amount \$ 276.00

Contaminant (units)	Sample Date	MCL Violation Y/N	Your Water	MCLG	MCL	Likely Source of Contamination
Beta/photon emitters (pCi/L)	*2009	N	1.1	0	50	Decay of natural and man-made deposits

Disinfectants and Disinfection Byproducts Contaminants

Contaminant (units)	MCL/MRDL Violation Y/N	Your Water (AVG)	Range Low High	MCLG	MCL	Likely Source of Contamination
Chlorine (ppm)	N	0.80	0.61-1.05	MRDLG = 4	MRDL = 4	Water additive used to control microbes

**Most Recent Sample. No sample required for 2013*

PWS ID# 0260022

Inorganic Contaminants

Contaminant (units)	Sample Date	MCL Violation Y/N	Your Water	Range Low High	MCLG	MCL	Likely Source of Contamination
Barium (ppm)	*2009	N	0.0005	NO RANGE	2	2	Discharge of drilling wastes; discharge from metal refineries; erosion of natural deposits
Fluoride (ppm)	2012	N	0.347	NO RANGE	4	4	Erosion of natural deposits; water additive which promotes strong teeth; discharge from fertilizer and aluminum factories

Lead and Copper Contaminants

Contaminant (units)	Sample Date	Your Water	# of sites found above the AL	MCLG	MCL	Likely Source of Contamination
Copper (ppm) (90 th percentile)	*2009/11	0.4	0	1.3	AL=1.3	Corrosion of household plumbing systems; erosion of natural deposits; leaching from wood preservatives
Lead (ppb) (90 th percentile)	*2009/11	2	0	0	AL=15	Corrosion of household plumbing systems; erosion of natural deposits

Disinfectants and Disinfection Byproducts Contaminants

Contaminant (units)	MCL/MRDL Violation Y/N	Your Water (AVG)	Range Low High	MCLG	MCL	Likely Source of Contamination
THM (ppb) [Total Trihalomethanes]	N	3.63	NO RANGE	N/A	80	By-product of drinking water chlorination
HAA5 (ppb) [Total Haloacetic Acids]	N	5	NO RANGE	N/A	60	By-product of drinking water disinfection
Chlorine (ppm)	N	0.80	0.58-0.89	MRDLG = 4	MRDL = 4	Water additive used to control microbes

Most Recent Sample. No sample required for 2012

PWS ID# 0260039

Inorganic Contaminants

Contaminant (units)	Sample Date	MCL Violation Y/N	Your Water	Range Low High	MCLG	MCL	Likely Source of Contamination
Barium (ppm)	*2012	N	0.00293	NO RANGE	2	2	Discharge of drilling wastes; discharge from metal refineries; erosion of natural deposits
Chromium (ppb)	*2009	N	1.7	NO RANGE	100	100	Discharge from steel and pulp mills; erosion of natural deposits
Fluoride (ppm)	*2012	N	0.372	NO RANGE	4	4	Erosion of natural deposits; water additive which promotes strong teeth; discharge from fertilizer and aluminum factories

Lead and Copper Contaminants

Contaminant (units)	Sample Date	Your Water	# of sites found above the AL	MCLG	MCL	Likely Source of Contamination
Copper (ppm) (90 th percentile)	*2009/11	0.6	0	1.3	AL=1.3	Corrosion of household plumbing systems; erosion of natural deposits; leaching from wood preservatives
Lead (ppb) (90 th percentile)	*2009/11	2	0	0	AL=15	Corrosion of household plumbing systems; erosion of natural deposits

Radioactive Contaminants

Contaminant (units)	Sample Date	MCL Violation Y/N	Your Water	MCLG	MCL	Likely Source of Contamination
Gross Alpha Particle Activity (pCi/L)	*2012	N	0.7	0	15	Erosion of natural deposits

Disinfectants and Disinfection Byproducts Contaminants

Contaminant (units)	Your Water (AVG)	Range Low High	MCLG	MCL	Likely Source of Contamination	
Chlorine (ppm)	N	0.60	0.40-0.75	MRDLG = 4	MRDL = 4	Water additive used to control microbes

**Most Recent Sample. No sample required for 2012*

We are required to monitor your drinking water for specific contaminants on a monthly basis. Results of regular monitoring are an indicator of whether or not our drinking water meets health standards. In an effort to ensure systems complete all monitoring requirements, MSDH now notifies systems of any samples prior to the end of the monitoring period.

If present, elevated levels of lead can cause serious health problems, especially for pregnant women and young children. Lead in drinking water is primarily from materials and components associated with service lines and home plumbing. Harland Creek Water Association is responsible for providing high quality drinking water, but cannot control the variety of materials used in plumbing components. When your water has been sitting for several hours, you can minimize the potential for lead exposure by flushing your tap for 30 seconds to 2 minutes before using water for drinking or cooking. If you are concerned about lead in your water, you may wish to have your water tested. Information on lead in drinking water, testing methods, and steps you can take to minimize exposure is available from the Safe Drinking Water Hotline or at <http://www.epa.gov/safewater/lead>. The Mississippi State Department of Health Public Laboratory offers lead testing for \$10 per sample. Please contact 601.576.7582 if you wish to have your water tested.

Drinking water, including bottled water, may reasonably be expected to contain at least small amounts of some contaminants. The presence of contaminants does not necessarily indicate that water poses a health risk. More information about contaminants and potential health effects can be obtained by calling the Environmental Protection Agency's Safe Drinking Water Hotline (800-426-4791).

Some people may be more vulnerable to contaminants in drinking water than the general population. Immuno-compromised persons such as persons with cancer undergoing chemotherapy, persons who have undergone organ transplants, people with HIV/AIDS or other immune system disorders, some elderly, and infants can be particularly at risk from infections. These people should seek advice about drinking water from their health care providers. EPA/CDC guidelines on appropriate means to lessen the risk of infection by *Cryptosporidium* and other microbiological contaminants are available from the Safe Drinking Water Hotline (800-426-4791).

The Harland Creek Water Association works around the clock to provide top quality water to every tap. We ask that all our customers help us protect our water sources, which are the heart of our community, our way of life and our children's future.

There is a separate consumer confidence for customers who receive their water from the Harland Creek Water Association at Horseshoe (PWS ID# 0260043). The water for this area is purchased from the City of Telula. This report is available for review and copies by contacting Mr. William Spell at (662) 834-2382.

This report is being published in the local newspaper and shall not be delivered as an individual mail out. However copies of this report are available and may be obtained from the contact info listed above.

RETURN THIS STUB WITH PAYMENT TO:
**HARLAND CREEK
COMMUNITY WATER ASSOC.**
P.O. BOX 217, LEXINGTON, MS 39095

PRESORTED
FIRST-CLASS MAIL
U.S. POSTAGE
PAID
PERMIT NO. 5
LEXINGTON, MS

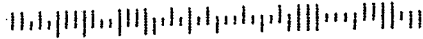
PAY NET AMOUNT ON OR BEFORE DUE DATE	DUE DATE	PAY GROSS AMOUNT AFTER DUE DATE
	07/18/2014	
NET AMOUNT	SAVE THIS	GROSS AMOUNT
22.00	2.20	24.20

CCR REPORT Available
662-834-2382

0260043
RETURN SERVICE REQUESTED

01-0648000
DIFFEY CHOYCE M.

443 HORSESHOE CHURCH RD
TCHULA MS 39169-4909



RETURN THIS STUB WITH PAYMENT TO:
**HARLAND CREEK
COMMUNITY WATER ASSOC.**
P.O. BOX 217, LEXINGTON, MS 39095

PRESORTED
FIRST-CLASS MAIL
U.S. POSTAGE
PAID
PERMIT NO. 5
LEXINGTON, MS

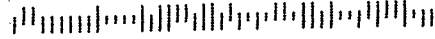
PAY NET AMOUNT ON OR BEFORE DUE DATE	DUE DATE	PAY GROSS AMOUNT AFTER DUE DATE
	07/18/2014	
NET AMOUNT	SAVE THIS	GROSS AMOUNT
24.14	2.45	26.59

CCR REPORT Available
662-834-2382

0260022
RETURN SERVICE REQUESTED

01-0313000
MAYBERRY SHIRLEY

1605 JOHNSON QUARTERS RD
LEXINGTON MS 39095-5965



RETURN THIS STUB WITH PAYMENT TO:
**HARLAND CREEK
COMMUNITY WATER ASSOC.**
P.O. BOX 217, LEXINGTON, MS 39095

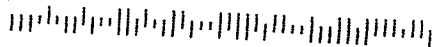
PRESORTED
FIRST-CLASS MAIL
U.S. POSTAGE
PAID
PERMIT NO. 5
LEXINGTON, MS

PAY NET AMOUNT ON OR BEFORE DUE DATE	DUE DATE	PAY GROSS AMOUNT AFTER DUE DATE
	07/18/2014	
NET AMOUNT	SAVE THIS	GROSS AMOUNT
22.00	2.20	24.20

CCR REPORT Available
662-834-2382

0260039
RETURN SERVICE REQUESTED

01-0127000
PARRISH BARBARA
% DIANA ATKINS
127 NORTH LANE DR.
TUPELO, MS 38801



RETURN THIS STUB WITH PAYMENT TO:
**HARLAND CREEK
COMMUNITY WATER ASSOC.**
P.O. BOX 217, LEXINGTON, MS 39095

PRESORTED
FIRST-CLASS MAIL
U.S. POSTAGE
PAID
PERMIT NO. 5
LEXINGTON, MS

PAY NET AMOUNT ON OR BEFORE DUE DATE	DUE DATE	PAY GROSS AMOUNT AFTER DUE DATE
	07/18/2014	
NET AMOUNT	SAVE THIS	GROSS AMOUNT
22.00	2.20	24.20

CCR REPORT Available
662-834-2382

0260009
RETURN SERVICE REQUESTED

01-0186500
MC RIGHT JESSIE #2

101 COUNTRY SIDE DR.
BRANDON, MS 39047



RECEIVED - WATER SUPPLY
2014 JUL 22 AM 8:44