

MISSISSIPPI STATE DEPARTMENT OF HEALTH
BUREAU OF PUBLIC WATER SUPPLY
CCR CERTIFICATION
CALENDAR YEAR 2013

2014 JUN 27 AM 9:01

Midway Community Water Association
Public Water Supply Name

0820010 # 0820027 # 0820028
List PWS ID #s for all Community Water Systems included in this CCR

The Federal Safe Drinking Water Act (SDWA) requires each Community public water system to develop and distribute a Consumer Confidence Report (CCR) to its customers each year. Depending on the population served by the public water system, this CCR must be mailed or delivered to the customers, published in a newspaper of local circulation, or provided to the customers upon request. Make sure you follow the proper procedures when distributing the CCR. **You must mail, fax or email a copy of the CCR and Certification to MSDH. Please check all boxes that apply.**

Customers were informed of availability of CCR by: *(Attach copy of publication, water bill or other)*

- Advertisement in local paper (attach copy of advertisement)
- On water bills (attach copy of bill)
- Email message (MUST Email the message to the address below)
- Other _____

Date(s) customers were informed: 06/04/2014 / /

CCR was distributed by U.S. Postal Service or other direct delivery. Must specify other direct delivery methods used _____

Date Mailed/Distributed: ___ / ___ / ___

CCR was distributed by Email (MUST Email MSDH a copy) Date Emailed: ___ / ___ / ___
As a URL (Provide URL _____)
As an attachment
As text within the body of the email message

CCR was published in local newspaper. *(Attach copy of published CCR or proof of publication)*

Name of Newspaper: The Yazoo Herald (attached)
Date Published: 06/04/2014

CCR was posted in public places. *(Attach list of locations)* Date Posted: ___ / ___ / ___

CCR was posted on a publicly accessible internet site at the following address (**DIRECT URL REQUIRED**):

CERTIFICATION

I hereby certify that the 2013 Consumer Confidence Report (CCR) has been distributed to the customers of this public water system in the form and manner identified above and that I used distribution methods allowed by the SDWA. I further certify that the information included in this CCR is true and correct and is consistent with the water quality monitoring data provided to the public water system officials by the Mississippi State Department of Health, Bureau of Public Water Supply.

David Supp, President
Name/Title (President, Mayor, Owner, etc.)

06/21/2014
Date

Deliver or send via U.S. Postal Service:
Bureau of Public Water Supply
P.O. Box 1700
Jackson, MS 39215

May be faxed to:
(601)576-7800
May be emailed to:
Melanie.Yanklowski@msdh.state.ms.us

We're pleased to present to you this year's Annual Quality Water Report. This report is designed to inform you about the quality water and services we deliver to you every day. Our constant goal is to provide you with a safe and dependable supply of drinking water. We want you to understand the efforts we make to continually improve the water treatment process and protect our water resources. We are committed to ensuring the quality of your water. Our water source is from wells drawing from the Meridian Upper Wilcox Aquifer.

The source water assessment has been completed for our public water system to determine the overall susceptibility of its drinking water supply to identified potential sources of contamination. A report containing detailed information on how the susceptibility determinations were made has been furnished to our public water system and is available for viewing upon request. The wells for the Midway Community Water Association have received lower to moderate susceptibility rankings to contamination.

If you have any questions about this report or concerning your water utility, please contact Cindy Shipp at 662.673.9435. We want our valued customers to be informed about their water utility. If you want to learn more, please attend any of our regularly scheduled meetings. They are held on the first Monday or Tuesday of each month at 7:00 PM at the Yazoo County Barn at Midway.

We routinely monitor for constituents in your drinking water according to Federal and State laws. This table below lists all of the drinking water contaminants that were detected during the period of January 1st to December 31st, 2013. In cases where monitoring wasn't required in 2013, the table reflects the most recent results. As water travels over the surface of land or underground, it dissolves naturally occurring minerals and, in some cases, radioactive materials and can pick up substances or contaminants from the presence of animals or from human activity; microbial contaminants, such as viruses and bacteria, that may come from sewage treatment plants, septic systems, agricultural livestock operations, and wildlife; inorganic contaminants, such as salts and metals, which can be naturally occurring or result from urban storm-water runoff, industrial, or domestic wastewater discharges, oil and gas production, mining, or farming; pesticides and herbicides, which may come from a variety of sources such as agriculture, urban storm-water runoff, and residential uses; organic chemical contaminants, including synthetic and volatile organic chemicals, which are by-products of industrial processes and petroleum production, and can also come from gas stations and septic systems; radioactive contaminants, which can be naturally occurring or be the result of oil and gas production and mining activities. In order to ensure that tap water is safe to drink, EPA prescribes regulations that limit the amount of certain contaminants in water provided by public water systems. All drinking water, including bottled drinking water, may be reasonably expected to contain at least small amounts of some constituents. It's important to remember that the presence of these constituents does not necessarily indicate that the water poses a health risk.

In this table you will find many terms and abbreviations you might not be familiar with. To help you better understand these terms we've provided the following definitions:

Action Level - the concentration of a contaminant which, if exceeded, triggers treatment or other requirements which a water system must follow.

Maximum Contaminant Level (MCL) - The "Maximum Allowed" (MCL) is the highest level of a contaminant that is allowed in drinking water. MCLs are set as close to the MCLGs as feasible using the best available treatment technology.

Maximum Contaminant Level Goal (MCLG) - The "Goal"(MCLG) is the level of a contaminant in drinking water below which there is no known or expected risk to health. MCLGs allow for a margin of safety.

Maximum Residual Disinfectant Level (MRDL) - The highest level of a disinfectant allowed in drinking water. There is convincing evidence that addition of a disinfectant is necessary for control microbial contaminants.

Maximum Residual Disinfectant Level Goal (MRDLG) - The level of a drinking water disinfectant below which there is no known or expected risk of health. MRDLGs do not reflect the benefits of the use of disinfectants to control microbial contaminants.

Parts per million (ppm) or Milligrams per liter (mg/l) - one part per million corresponds to one minute in two years or a single penny in \$10,000.

Parts per billion (ppb) or Micrograms per liter - one part per billion corresponds to one minute in 2,000 years, or a single penny in \$10,000,000.

PWS ID#: 0820010		TEST RESULTS						
Contaminant	Violation Y/N	Date Collected	Level Detected	Range of Detects or # of Samples Exceeding MCL/ACL	Unit Measure -ment	MCLG	MCL	Likely Source of Contamination
Microbiological Contaminants								
1. Total Coliform Bacteria	Y	November	Monitoring	0	NA		0	presence of coliform bacteria in 5% of monthly samples Naturally present in the environment

Inorganic Contaminants								
10. Barium	N	2013	.007	No Range	ppm	2	2	Discharge of drilling wastes; discharge from metal refineries; erosion of natural deposits
13. Chromium	N	2013	3.4	No Range	ppb	100	100	Discharge from steel and pulp mills; erosion of natural deposits
14. Copper	N	2009/11*	.4	0	ppm	1.3	AL=1.3	Corrosion of household plumbing systems; erosion of natural deposits; leaching from wood preservatives
16. Fluoride	N	2013	.315	No Range	ppm	4	4	Erosion of natural deposits; water additive which promotes strong teeth; discharge from fertilizer and aluminum factories
17. Lead	N	2009/11*	2	0	ppb	0	AL=15	Corrosion of household plumbing systems, erosion of natural deposits

Disinfection By-Products								
81. HAA5	N	2013	20	No Range	ppb	0	60	By-Product of drinking water disinfection.
82. TTHM [Total trihalomethanes]	N	2013	51.1	No Range	ppb	0	80	By-product of drinking water chlorination.
Chlorine	Y- Nov	2013	1	.2 - 2	ppm	0	MDRL = 4	Water additive used to control microbes

PWS ID#: 0820027 TEST RESULTS								
Contaminant	Violation Y/N	Date Collected	Level Detected	Range of Detects or # of Samples Exceeding MCL/ACL	Unit Measure-ment	MCLG	MCL	Likely Source of Contamination
Microbiological Contaminants								
1. Total Coliform Bacteria	Y	November	Monitoring	0	NA	0	0	presence of coliform bacteria in 5% of monthly samples Naturally present in the environment

Inorganic Contaminants								
10. Barium	N	2013	.0077	No Range	ppm	2	2	Discharge of drilling wastes; discharge from metal refineries; erosion of natural deposits
13. Chromium	N	2013	3.4	No Range	ppb	100	100	Discharge from steel and pulp mills; erosion of natural deposits
14. Copper	N	2009/11*	.5	0	ppm	1.3	AL=1.3	Corrosion of household plumbing systems; erosion of natural deposits; leaching from wood preservatives
16. Fluoride	N	2013	.318	No Range	ppm	4	4	Erosion of natural deposits; water additive which promotes strong teeth; discharge from fertilizer and aluminum factories
17. Lead	N	2009/11*	4	0	ppb	0	AL=15	Corrosion of household plumbing systems, erosion of natural deposits

Disinfection By-Products								
81. HAA5	N	2013	35	RAA	ppb	0	60	By-Product of drinking water disinfection.
82. TTHM [Total trihalomethanes]	N	2013	54	RAA	ppb	0	80	By-product of drinking water chlorination.
Chlorine	Y- Nov	2013	1.1	.5 - 1.5	ppm	0	MDRL = 4	Water additive used to control microbes

PWS ID#: 0820028 TEST RESULTS								
Contaminant	Violation Y/N	Date Collected	Level Detected	Range of Detects or # of Samples Exceeding MCL/ACL	Unit Measure-ment	MCLG	MCL	Likely Source of Contamination
Microbiological Contaminants								
1. Total Coliform Bacteria	Y	November	Monitoring	0	NA	0	0	presence of coliform bacteria in 5% of Naturally present in the environment

								monthly samples
Inorganic Contaminants								
10. Barium	N	2013	.007	No Range	ppm	2	2	Discharge of drilling wastes; discharge from metal refineries; erosion of natural deposits
13. Chromium	N	2013	3.3	No Range	ppb	100	100	Discharge from steel and pulp mills; erosion of natural deposits
14. Copper	N	2009/11*	.6	0	ppm	1.3	AL=1.3	Corrosion of household plumbing systems; erosion of natural deposits; leaching from wood preservatives
16. Fluoride	N	2013	.319	No Range	ppm	4	4	Erosion of natural deposits; water additive which promotes strong teeth; discharge from fertilizer and aluminum factories
17. Lead	N	2009/11*	5	0	ppb	0	AL=15	Corrosion of household plumbing systems, erosion of natural deposits
Disinfection By-Products								
81. HAA5	N	2013	33	No Range	ppb	0	60	By-Product of drinking water disinfection.
82. TTHM [Total trihalomethanes]	N	2013	62.8	No Range	ppb	0	80	By-product of drinking water chlorination.
Chlorine	Y-Nov	2013	1	.4 – 1.2	ppm	0	MDRL = 4	Water additive used to control microbes

* Most recent sample. No sample required for 2013.

Microbiological Contaminants:

(1) Total Coliform. Coliforms are bacteria that are naturally present in the environment and are used as an indicator that other, potentially-harmful, bacteria may be present. Coliforms were found in more samples than allowed and this was a warning of potential problems.

Disinfection By-Products:

Chlorine. Some people who use water containing chlorine well in excess of the MRDL could experience irritating effects to their eyes and nose. Some people who drink water containing chlorine well in excess of the MRDL could experience stomach discomfort.

As you can see by the table, our system had no contaminate violations. However our systems did receive a monitoring violation during November 2013 we did not monitor or test for bacteriological and chlorine contaminants and therefore, cannot be sure of the quality of our drinking water during that time. We have since taken the required samples and have been returned to compliance.

We are required to monitor your drinking water for specific constituents on a monthly basis. Results of regular monitoring are an indicator of whether or not our drinking water meets health standards. In an effort to ensure systems complete all monitoring requirements, MSDH now notifies systems of any missing samples prior to the end of the compliance period.

Significant Deficiencies

During 2013, we received a violation for Failure to Report Corrective Actions related to a significant deficiency. The significant deficiency has been corrected and resolved and no further action is required.

If present, elevated levels of lead can cause serious health problems, especially for pregnant women and young children. Lead in drinking water is primarily from materials and components associated with service lines and home plumbing. Our Water Association is responsible for providing high quality drinking water, but cannot control the variety of materials used in plumbing components. When your water has been sitting for several hours, you can minimize the potential for lead exposure by flushing your tap for 30 seconds to 2 minutes before using water for drinking or cooking. If you are concerned about lead in your water, you may wish to have your water tested. Information on lead in drinking water, testing methods, and steps you can take to minimize exposure is available from the Safe Drinking Water Hotline or at <http://www.epa.gov/safewater/lead>. The Mississippi State Department of Health Public Health Laboratory offers lead testing. Please contact 601.576.7582 if you wish to have your water tested.

All sources of drinking water are subject to potential contamination by substances that are naturally occurring or man made. These substances can be microbes, inorganic or organic chemicals and radioactive substances. All drinking water, including bottled water, may reasonably be expected to contain at least small amounts of some contaminants. The presence of contaminants does not necessarily indicate that the water poses a health risk. More information about contaminants and potential health effects can be obtained by calling the Environmental Protection Agency's Safe Drinking Water Hotline at 1-800-426-4791.

Some people may be more vulnerable to contaminants in drinking water than the general population. Immuno-compromised persons such as persons with cancer undergoing chemotherapy, persons who have undergone organ transplants, people with HIV/AIDS or other immune system disorders, some elderly, and infants can be particularly at risk from infections. These people should seek advice about drinking water from their health care providers. EPA/CDC guidelines on appropriate means to lessen the risk of infection by cryptosporidium and other microbiological contaminants are available from the Safe Drinking Water Hotline 1-800-426-4791.

The Midway Community Water Association works around the clock to provide top quality water to every tap. We ask that all our customers help us protect our water sources, which are the heart of our community, our way of life and our children's future.

PROOF OF PUBLICATION OF NOTICE
The State of Mississippi
County of YAZOO

Personally appeared before me, the undersigned Notary Public in and for the County and State aforesaid **JASON PATTERSON**, who being by me first duly sworn state on oath, that he is **PUBLISHER** of the **YAZOO HERALD**, a newspaper published in the City of Yazoo City, State and County aforesaid, and that the publication of the notice, a copy of which is hereto attached, has been made in said paper 1 times as follows.

Vol. No. 143
Number 13
Dated 06/04, 20 14

Vol. No. _____
Number _____
Dated _____, 20 _____

Vol. No. _____
Number _____
Dated _____, 20 _____

Vol. No. _____
Number _____
Dated _____, 20 _____


Affiant further states that said newspaper has been established for at least twelve months next prior to the first publication of said notice.

(Signed) [Signature]
Jason Patterson, Publisher

Sworn to and subscribed before me, this 18th day of June, 20 14

(Signed) [Signature]
Sheila D. Trimm-Young
Notary Public


Words 3x16
Time 1
Amount of legal \$ 456
Proof of Publication \$ 3
Total Amount \$ 459



06/04/14


2014 JUN 27 AM 9:01

6/21/2014 JUN 27 AM 9:01



Most Valuable Male Athlete

Orlando Tate. Not pictured is Most Valuable Female Sonya Hudson.



Coach's Award

Taylor Scroggins-Coach's Award Not Pictured: Teirra Morton-MVP, Breanna Anderson-Best Field, Kimberly Brown-Best Runner, Destiny Anthony-Most Improved



Football Awards

Akevin Jones, Marty Rhodes, Kristofer Williams, Antarius Moorehead, Quin Oliver, Pete Hicks, Mark Sodachanh, James Brown, B.J. Lewis All Herald Team: Marty Rhodes, Antarius Moorehead, Stephon Mason, Jimmy Barton, Rhyo Williams, Quadarius Reed, Michael Collum, Rothelio Sanders-Defensive Player of the Year All-District Team Honorable Mention: Jonathan Miller, James Brown, Jimmy Barton, Andre Carter, Akevin Jones, Shammar Sawyer 1st Team All-District: Marty Rhodes, Michael Collum, B.J. Lewis, Antarius Moorehead, Quadarius Reed, Rothelio Sanders, Rhyo Williams, Stephon Mason Hastees/Power 107 Player of the Week: Michael Collum, Antarius Moorehead, B.J. Lewis, Jimmy Barton, James Brown, Rhyo Williams, Marty Rhodes, Shammar Sawyer, Pete Hicks, Kristofer Williams, Akevin Jones.

2013 Annual Drinking Water Quality Report

Yazoo County Water Association
PWSID: 0820010 & 0820018
April 2014

We're excited to present to you this year's Annual Quality Water Report. This report is designed to inform you about the quality of water and services we deliver to you every day. Our main goal is to provide you with a safe and dependable supply of drinking water. We want you to understand the efforts we make to continuously improve the water treatment process and protect our water resources. We are committed to ensuring the quality of your water. Our water source is from wells drawing from the Yazoo River.

The source water assessment has been completed for the Yazoo River watershed to determine the overall susceptibility of its drinking water supply to selected chemical, biological, and physical contaminants. A report containing detailed information on the susceptibility assessment will be made available to the public upon request. The assessment will be updated to include new information as it is available to the Yazoo River watershed. The results for the Yazoo River watershed assessment have been used to monitor water quality in Yazoo County.

If you have any questions about this report or concerning your water utility, please contact Cindy Shep at 662-873-8430. We want our valued customers to be informed about their water utility. If you want to learn more, please send us your "request" information. They are held on the 1st Monday of each month at 7:00 PM at the Yazoo County Court House.

We continue to monitor for contaminants in your drinking water. Contaminants are substances that are naturally occurring or man-made. Some of the most common contaminants are lead, copper, iron, manganese, and zinc. These metals can be found in your water supply. They can come from various sources, including natural deposits in the earth and man-made products. Some of the most common contaminants are lead, copper, iron, manganese, and zinc. These metals can be found in your water supply. They can come from various sources, including natural deposits in the earth and man-made products.

Lead: one part per billion (ppb) or Micrograms per liter (mcg/L) - one part per billion corresponds to one minute in two years or a single penny in \$10,000,000.

Table with columns: Contaminant, Volume, Date Collected, Level Detected, Range of Concern (MCL or MCLG), Unit Measure, MCL, MCLG, Likely Source of Contaminant. Includes sections for Microbiological Contaminants, Inorganic Contaminants, and Disinfection By-Products.

Table with columns: Contaminant, Volume, Date Collected, Level Detected, Range of Concern (MCL or MCLG), Unit Measure, MCL, MCLG, Likely Source of Contaminant. Includes sections for Microbiological Contaminants, Inorganic Contaminants, and Disinfection By-Products.

Table with columns: Contaminant, Volume, Date Collected, Level Detected, Range of Concern (MCL or MCLG), Unit Measure, MCL, MCLG, Likely Source of Contaminant. Includes sections for Microbiological Contaminants, Inorganic Contaminants, and Disinfection By-Products.

As you can see from the table, our system has no violations related to drinking water. However, the system did receive a monitoring violation during December 2013. We did not monitor for lead for biological and chemical contaminants and metals. We are committed to ensuring the quality of your drinking water. We will continue to monitor your drinking water for specific contaminants on a monthly basis. Results of regular monitoring are an indicator of water or not our drinking water meets health standards. In an effort to ensure system compliance all monitoring requirements, MCLG are not to be exceeded. We will continue to monitor your drinking water for specific contaminants on a monthly basis.