

MISSISSIPPI STATE DEPARTMENT OF HEALTH 2013 JUN 10 AM 10: 27  
 BUREAU OF PUBLIC WATER SUPPLY  
 CCR CERTIFICATION FORM  
 CALENDAR YEAR 2012

City of Ellisville  
 Public Water Supply Name

0340003

List PWS ID #s for all Community Water Systems included in this CCR

The Federal Safe Drinking Water Act (SDWA) requires each Community public water system to develop and distribute a Consumer Confidence Report (CCR) to its customers each year. Depending on the population served by the public water system, this CCR must be mailed or delivered to the customers, published in a newspaper of local circulation, or provided to the customers upon request. Make sure you follow the proper procedures when distributing the CCR. **Since this is the first year of electronic delivery, we request you mail or fax a hard copy of the CCR and Certification Form to MSDH. Please check all boxes that apply.**

Customers were informed of availability of CCR by: *(Attach copy of publication, water bill or other)*

- Advertisement in local paper (attach copy of advertisement) 5-21
- On water bills (attach copy of bill)
- Email message (MUST Email the message to the address below)
- Other \_\_\_\_\_

Date(s) customers were informed: 6/1/2013 / /

CCR was distributed by U.S. Postal Service or other direct delivery. Must specify other direct delivery methods used \_\_\_\_\_

Date Mailed/Distributed: \_\_\_ / \_\_\_ / \_\_\_

CCR was distributed by Email (MUST Email MSDH a copy) Date Emailed: \_\_\_ / \_\_\_ / \_\_\_

- As a URL (Provide URL \_\_\_\_\_)
- As an attachment
- As text within the body of the email message

CCR was published in local newspaper. *(Attach copy of published CCR or proof of publication)*

Name of Newspaper: Laurel Leader Call

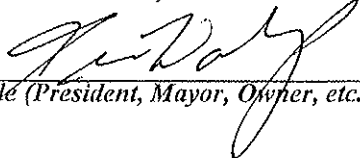
Date Published: 5/21/13

CCR was posted in public places. *(Attach list of locations)* Date Posted: \_\_\_ / \_\_\_ / \_\_\_

CCR was posted on a publicly accessible internet site at the following address (**DIRECT URL REQUIRED**):

**CERTIFICATION**

I hereby certify that the 2012 Consumer Confidence Report (CCR) has been distributed to the customers of this public water system in the form and manner identified above and that I used distribution methods allowed by the SDWA. I further certify that the information included in this CCR is true and correct and is consistent with the water quality monitoring data provided to the public water system officials by the Mississippi State Department of Health, Bureau of Public Water Supply.

  
 Name/Title (President, Mayor, Owner, etc.)

6-7-13  
 Date

Deliver or send via U.S. Postal Service:  
 Bureau of Public Water Supply  
 P.O. Box 1700  
 Jackson, MS 39215

May be faxed to:  
 (601)576-7800

May be emailed to:  
[Melanie.Yanklowski@msdh.state.ms.us](mailto:Melanie.Yanklowski@msdh.state.ms.us)

2012 Annual Drinking Water Quality Report  
 City of Ellisville  
 PWS#: 0340003  
 May 2013

RECEIVED-WATER SUPPLY  
 2013 MAY -9 PM 3:07

We're very pleased to provide to you this year's Annual Quality Water Report. We want to keep you informed about the excellent water and services we have delivered to you over the past year. Our goal is and always has been, to provide you a safe and dependable supply of drinking water. Our water source is from four wells drawing from the Catahoula Formation Aquifer.

We're pleased to report that our drinking water meets all federal and state requirements. Our source water assessment has been completed for our public water system to determine the overall susceptibility of its drinking water supply to identify potential sources of contamination. A report containing detailed information on how the susceptibility determinations were made has been furnished to our public water system and is available at the City Hall for viewing upon request. The wells for the City of Ellisville have received lower to moderate susceptibility rankings to contamination.

If you have any questions about this report or concerning your water utility, please contact Stan Ishee at 601-477-3323. We want our valued customers to be informed about their water utility. If you want to learn more, please attend any of our regularly scheduled meetings. They are held on the first & third Tuesdays of each month at 5:30 PM. The meetings will be conducted at City Hall at 110 Court Street.

We routinely monitor for constituents in your drinking water according to Federal and State laws. This table below lists all of the drinking water contaminants that we detected during for the period of January 1<sup>st</sup> to December 31<sup>st</sup>, 2012. In cases where monitoring wasn't required in 2012, the table reflects the most recent results. As water travels over the surface of land or underground, it dissolves naturally occurring minerals and, in some cases, radioactive materials and can pick up substances or contaminants from the presence of animals or from human activity; microbial contaminants, such as viruses and bacteria, that may come from sewage treatment plants, septic systems, agricultural livestock operations, and wildlife; inorganic contaminants, such as salts and metals, which can be naturally occurring or result from urban storm-water runoff, industrial, or domestic wastewater discharges, oil and gas production, mining, or farming; pesticides and herbicides, which may come from a variety of sources such as agriculture, urban storm-water runoff, and residential uses; organic chemical contaminants, including synthetic and volatile organic chemicals, which are by-products of industrial processes and petroleum production, and can also come from gas stations and septic systems; radioactive contaminants, which can be naturally occurring or be the result of oil and gas production and mining activities. In order to ensure that tap water is safe to drink, EPA prescribes regulations that limit the amount of certain contaminants in water provided by public water systems. All drinking water, including bottled drinking water, may be reasonably expected to contain at least small amounts of some constituents. It's important to remember that the presence of these constituents does not necessarily indicate that the water poses a health risk.

In this table you will find many terms and abbreviations you might not be familiar with. To help you better understand these terms we've provided the following definitions:

*Action Level* - the concentration of a contaminant which, if exceeded, triggers treatment or other requirements which a water system must follow.

*Maximum Contaminant Level (MCL)* - The "Maximum Allowed" (MCL) is the highest level of a contaminant that is allowed in drinking water. MCLs are set as close to the MCLGs as feasible using the best available treatment technology.

*Maximum Contaminant Level Goal (MCLG)* - The "Goal"(MCLG) is the level of a contaminant in drinking water below which there is no known or expected risk to health. MCLGs allow for a margin of safety.

*Maximum Residual Disinfectant Level (MRDL)* - The highest level of a disinfectant allowed in drinking water. There is convincing evidence that addition of a disinfectant is necessary for control microbial contaminants.

*Maximum Residual Disinfectant Level Goal (MRDLG)* - The level of a drinking water disinfectant below which there is no known or expected risk of health. MRDLGs do not reflect the benefits of the use of disinfectants to control microbial contaminants.

*Parts per million (ppm) or Milligrams per liter (mg/l)* - one part per million corresponds to one minute in two years or a single penny in \$10,000.

*Parts per billion (ppb) or Micrograms per liter* - one part per billion corresponds to one minute in 2,000 years, or a single penny in \$10,000,000.

**TEST RESULTS**

Contaminant	Violation Y/N	Date Collected	Level Detected	Range of Detects or # of Samples Exceeding MCL/ACL	Unit Measurement	MCLG	MCL	Likely Source of Contamination
<b>Microbiological Contaminants</b>								
1. Total Coliform Bacteria	N Y	July	Positive Monitoring	1	NA	0		presence of coliform bacteria in 5% of monthly samples Naturally present in the environment
<b>Radioactive Contaminants</b>								
5. Gross Alpha	N	2012	3.1	.6 - 3.1	pCi/L	0	15	Erosion of natural deposits
<b>Inorganic Contaminants</b>								
10. Barium	N	2012	.005	..04 - .005	ppm	2	2	Discharge of drilling wastes; discharge from metal refineries; erosion of natural deposits
13. Chromium	N	2012	1.8	No Range	ppb	100	100	Discharge from steel and pulp mills;

									erosion of natural deposits
14. Copper	N	2010*	.3	0	ppm	1.3	AL=1.3		Corrosion of household plumbing systems; erosion of natural deposits; leaching from wood preservatives
16. Fluoride	N	2012	.908	.125 - .908	ppm	4	4		Erosion of natural deposits; water additive which promotes strong teeth; discharge from fertilizer and aluminum factories
17. Lead	N	2010*	6	0	ppb	0	AL=1.5		Corrosion of household plumbing systems, erosion of natural deposits
<b>Disinfection By-Products</b>									
81. HAA5	N	2011*	12	10 - 14	ppb	0	60		By-Product of drinking water disinfection.
82. TTHM [Total trihalomethanes]	N	2011*	14.25	12 - 17	ppb	0	80		By-product of drinking water chlorination.
Chlorine	N	2012	1.9	.91 – 2.46	mg/l	0	MDRL = 4		Water additive used to control microbes

\* Most recent sample. No sample required for 2012

**Microbiological Contaminants:**

(1) Total Coliform. Coliforms are bacteria that are naturally present in the environment and are used as an indicator that other, potentially-harmful, bacteria may be present. Coliforms were found in more samples than allowed and this was a warning of potential problems.

As you can see by the table, our system had no contaminate violations. We're proud that your drinking water meets or exceeds all Federal and State requirements. We have learned through our monitoring and testing that some constituents have been detected however the EPA has determined that your water IS SAFE at these levels.

We are required to monitor your drinking water for specific constituents on a monthly basis. Results of regular monitoring are an indicator of whether or not our drinking water meets health standards. During July 2011 through January 2012, we did not monitor our required 4-log chlorine disinfectant residual every day at each entry point and, therefore, cannot be sure of the quality of your drinking water during that time. All monitoring analyzers have been repaired and our wells have met all State Health Department Requirements.

**Monitoring and Reporting of Compliance Data Violation**

During the month of July 2012, we received 1 or more total coliform positive samples within the distribution and were required to collect raw water samples from our active wells. We have completed the sampling but did not receive credit for collecting the samples within the required 24 hour timeframe.

If present, elevated levels of lead can cause serious health problems, especially for pregnant women and young children. Lead in drinking water is primarily from materials and components associated with service lines and home plumbing. Our Water Association is responsible for providing high quality drinking water, but cannot control the variety of materials used in plumbing components. When your water has been sitting for several hours, you can minimize the potential for lead exposure by flushing your tap for 30 seconds to 2 minutes before using water for drinking or cooking. If you are concerned about lead in your water, you may wish to have your water tested. Information on lead in drinking water, testing methods, and steps you can take to minimize exposure is available from the Safe Drinking Water Hotline or at <http://www.epa.gov/safewater/lead>. The Mississippi State Department of Health Public Health Laboratory offers lead testing. Please contact 601.576.7582 if you wish to have your water tested.

All sources of drinking water are subject to potential contamination by substances that are naturally occurring or man made. These substances can be microbes, inorganic or organic chemicals and radioactive substances. All drinking water, including bottled water, may reasonably be expected to contain at least small amounts of some contaminants. The presence of contaminants does not necessarily indicate that the water poses a health risk. More information about contaminants and potential health effects can be obtained by calling the Environmental Protection Agency's Safe Drinking Water Hotline at 1-800-426-4791.

Some people may be more vulnerable to contaminants in drinking water than the general population. Immuno-compromised persons such as persons with cancer undergoing chemotherapy, persons who have undergone organ transplants, people with HIV/AIDS or other immune system disorders, some elderly, and infants can be particularly at risk from infections. These people should seek advice about drinking water from their health care providers. EPA/CDC guidelines on appropriate means to lessen the risk of infection by cryptosporidium and other microbiological contaminants are available from the Safe Drinking Water Hotline 1-800-426-4791.

**\*\*\*\*\*April 1, 2013 MESSAGE FROM MSDH CONCERNING RADIOLOGICAL SAMPLING\*\*\*\*\***

In accordance with the Radionuclides Rule, all community public water supplies were required to sample quarterly for radionuclides beginning January 2007 – December 2007. Your public water supply completed sampling by the scheduled deadline; however, during an audit of the Mississippi State Department of Health Radiological Health Laboratory, the Environmental Protection Agency (EPA) suspended analyses and reporting of radiological compliance samples and results until further notice. Although this was not the result of inaction by the public water supply, MSDH was required to issue a violation. This is to notify you that as of this date, your water system has completed the monitoring requirements and is now in compliance with the Radionuclides Rule. If you have any questions, please contact Karen Walters, Director of Compliance & Enforcement, Bureau of Public Water Supply, at 601.576.7518.

The City of Ellisville works around the clock to provide top quality water to every tap. We ask that all our customers help us protect our water sources, which are the heart of our community, our way of life and our children's future.

2013 JUN 10 AM 10: 27

**PROOF OF PUBLICATION  
THE STATE OF MISSISSIPPI  
COUNTY OF JONES**

PERSONALLY appeared before me, the undersigned notary public in and for Jones County, Mississippi, the LEGAL CLERK OF THE LAUREL LEADER-CALL, a Newspaper as defined and prescribed in, Section 13-3-31 of the Mississippi Code 1972, as amended, who, being duly sworn, states that the notice, a true copy of which is hereto attached, appeared in the issues of said newspaper as follows:

On the 21<sup>st</sup> day of May 2013

On the \_\_\_ day of \_\_\_\_\_ 2013

On the \_\_\_ day of \_\_\_\_\_ 2013

On the \_\_\_ day of \_\_\_\_\_ 2013

Melissa Carter

Affiant

Sworn to and subscribed before me on this 3 day of June, A.D., 2013.

Gloria H. Stringer

Notary Public



<b>Soso</b>	11,937.72	10,919.50	136,180.78	114,164.01
<b>Taylorville</b>	27,048.11	27,019.83	247,419.95	244,613.65
<b>Waynesboro</b>	184,438.59	175,864.23	1,707,799.67	1,675,839.45
<b>STATE TOTALS</b>	25,424,097.21	24,180,227.16	200,402,251.94	202,520,440.51


Source: Mississippi State Tax Commission

Anyone can build a website. We build web solutions.



Our services include:

- Web Design
- Content Management
- E-Commerce
- Mobile Sites
- Landing Pages
- Copy-writing

C3 Web Studio  
 601-518-0640  
 www.c3webstudio.com



Plow Hoss



RENT ALL OF LAUREL, INC.

\$999.00 plus tax

RENTAL • HARDWARE • PAINT

601-425-3856

THE LAUREL LEADER-CALL, MAY 21, 2013, VOLUME 71, NUMBER 10, PUBLISHED TUESDAY, THURSDAY AND SATURDAY BY GUN GREEN PUBLISHING, INC., 318 N. MAGNOLIA STREET, LAUREL, MS 39401. SUBSCRIPTION PRICE: \$2.00 PER COPY. PERIODICALS POSTAGE PAID (EPA# 2646) AT LAUREL, MS. POSTMASTER: PLEASE SEND ADDRESS CHANGES TO THE LAUREL LEADER-CALL, 318 N. MAGNOLIA STREET, LAUREL, MS 39401.

2012 Annual Drinking Water Quality Report  
City of Laurel  
MS 39401  
May 2013

We're very pleased to provide to you the most recent Laurel Drinking Water Report. We want to take you informed about the drinking water and provide you more information on our water quality. Our goal is to provide you with the most accurate information on our water quality.

Water quality is important to our drinking water quality and health. Our water quality is important to our health and safety. We want to provide you with the most accurate information on our water quality.

We have some information about our water quality and health. We want to provide you with the most accurate information on our water quality.

We want to provide you with the most accurate information on our water quality. We want to provide you with the most accurate information on our water quality.

We want to provide you with the most accurate information on our water quality. We want to provide you with the most accurate information on our water quality.

We want to provide you with the most accurate information on our water quality. We want to provide you with the most accurate information on our water quality.

We want to provide you with the most accurate information on our water quality. We want to provide you with the most accurate information on our water quality.

We want to provide you with the most accurate information on our water quality. We want to provide you with the most accurate information on our water quality.

We want to provide you with the most accurate information on our water quality. We want to provide you with the most accurate information on our water quality.

We want to provide you with the most accurate information on our water quality. We want to provide you with the most accurate information on our water quality.

We want to provide you with the most accurate information on our water quality. We want to provide you with the most accurate information on our water quality.

We want to provide you with the most accurate information on our water quality. We want to provide you with the most accurate information on our water quality.

We want to provide you with the most accurate information on our water quality. We want to provide you with the most accurate information on our water quality.

We want to provide you with the most accurate information on our water quality. We want to provide you with the most accurate information on our water quality.

We want to provide you with the most accurate information on our water quality. We want to provide you with the most accurate information on our water quality.

We want to provide you with the most accurate information on our water quality. We want to provide you with the most accurate information on our water quality.

We want to provide you with the most accurate information on our water quality. We want to provide you with the most accurate information on our water quality.

We want to provide you with the most accurate information on our water quality. We want to provide you with the most accurate information on our water quality.

We want to provide you with the most accurate information on our water quality. We want to provide you with the most accurate information on our water quality.

We want to provide you with the most accurate information on our water quality. We want to provide you with the most accurate information on our water quality.

We want to provide you with the most accurate information on our water quality. We want to provide you with the most accurate information on our water quality.

We want to provide you with the most accurate information on our water quality. We want to provide you with the most accurate information on our water quality.

TEST RESULTS

Contaminant	Volume	Date	Location	Range of Results	Unit	MCLD	MCL	Exceeds MCL	Exceeds MCLD	Exceeds MCLD	Exceeds MCLD
<b>Microbiological Contaminants</b>											
Total Coliform Bacteria	100	05/14/2012	01	0	CFU/100 mL	0	0				
<b>Radioactive Contaminants</b>											
<b>Inorganic Contaminants</b>											
As	100	05/14/2012	01	0	mg/L	0	0				
Cd	100	05/14/2012	01	0	mg/L	0	0				
Cu	100	05/14/2012	01	0	mg/L	0	0				
Fe	100	05/14/2012	01	0	mg/L	0	0				
Mn	100	05/14/2012	01	0	mg/L	0	0				
Ni	100	05/14/2012	01	0	mg/L	0	0				
Pb	100	05/14/2012	01	0	mg/L	0	0				
Se	100	05/14/2012	01	0	mg/L	0	0				
V	100	05/14/2012	01	0	mg/L	0	0				
Zn	100	05/14/2012	01	0	mg/L	0	0				

As: 0.01 mg/L, Cd: 0.00 mg/L, Cu: 0.01 mg/L, Fe: 0.1 mg/L, Mn: 0.01 mg/L, Ni: 0.01 mg/L, Pb: 0.01 mg/L, Se: 0.01 mg/L, V: 0.01 mg/L, Zn: 0.01 mg/L

As: 0.01 mg/L, Cd: 0.00 mg/L, Cu: 0.01 mg/L, Fe: 0.1 mg/L, Mn: 0.01 mg/L, Ni: 0.01 mg/L, Pb: 0.01 mg/L, Se: 0.01 mg/L, V: 0.01 mg/L, Zn: 0.01 mg/L

As: 0.01 mg/L, Cd: 0.00 mg/L, Cu: 0.01 mg/L, Fe: 0.1 mg/L, Mn: 0.01 mg/L, Ni: 0.01 mg/L, Pb: 0.01 mg/L, Se: 0.01 mg/L, V: 0.01 mg/L, Zn: 0.01 mg/L

As: 0.01 mg/L, Cd: 0.00 mg/L, Cu: 0.01 mg/L, Fe: 0.1 mg/L, Mn: 0.01 mg/L, Ni: 0.01 mg/L, Pb: 0.01 mg/L, Se: 0.01 mg/L, V: 0.01 mg/L, Zn: 0.01 mg/L

As: 0.01 mg/L, Cd: 0.00 mg/L, Cu: 0.01 mg/L, Fe: 0.1 mg/L, Mn: 0.01 mg/L, Ni: 0.01 mg/L, Pb: 0.01 mg/L, Se: 0.01 mg/L, V: 0.01 mg/L, Zn: 0.01 mg/L

As: 0.01 mg/L, Cd: 0.00 mg/L, Cu: 0.01 mg/L, Fe: 0.1 mg/L, Mn: 0.01 mg/L, Ni: 0.01 mg/L, Pb: 0.01 mg/L, Se: 0.01 mg/L, V: 0.01 mg/L, Zn: 0.01 mg/L

As: 0.01 mg/L, Cd: 0.00 mg/L, Cu: 0.01 mg/L, Fe: 0.1 mg/L, Mn: 0.01 mg/L, Ni: 0.01 mg/L, Pb: 0.01 mg/L, Se: 0.01 mg/L, V: 0.01 mg/L, Zn: 0.01 mg/L

As: 0.01 mg/L, Cd: 0.00 mg/L, Cu: 0.01 mg/L, Fe: 0.1 mg/L, Mn: 0.01 mg/L, Ni: 0.01 mg/L, Pb: 0.01 mg/L, Se: 0.01 mg/L, V: 0.01 mg/L, Zn: 0.01 mg/L

As: 0.01 mg/L, Cd: 0.00 mg/L, Cu: 0.01 mg/L, Fe: 0.1 mg/L, Mn: 0.01 mg/L, Ni: 0.01 mg/L, Pb: 0.01 mg/L, Se: 0.01 mg/L, V: 0.01 mg/L, Zn: 0.01 mg/L

As: 0.01 mg/L, Cd: 0.00 mg/L, Cu: 0.01 mg/L, Fe: 0.1 mg/L, Mn: 0.01 mg/L, Ni: 0.01 mg/L, Pb: 0.01 mg/L, Se: 0.01 mg/L, V: 0.01 mg/L, Zn: 0.01 mg/L

As: 0.01 mg/L, Cd: 0.00 mg/L, Cu: 0.01 mg/L, Fe: 0.1 mg/L, Mn: 0.01 mg/L, Ni: 0.01 mg/L, Pb: 0.01 mg/L, Se: 0.01 mg/L, V: 0.01 mg/L, Zn: 0.01 mg/L

As: 0.01 mg/L, Cd: 0.00 mg/L, Cu: 0.01 mg/L, Fe: 0.1 mg/L, Mn: 0.01 mg/L, Ni: 0.01 mg/L, Pb: 0.01 mg/L, Se: 0.01 mg/L, V: 0.01 mg/L, Zn: 0.01 mg/L

RETURN THIS STUB WITH PAYMENT TO:

**CITY OF ELLISVILLE**  
110 N. COURT STREET  
ELLISVILLE, MS 39437

PRESORTED  
FIRST-CLASS MAIL  
U.S. POSTAGE  
PAID  
PERMIT NO. 6  
ELLISVILLE, MS

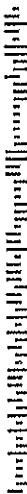
PAY NET AMOUNT ON OR BEFORE DUE DATE	DUE DATE	PAY GROSS AMOUNT AFTER DUE DATE
30.50	06/15/2013	33.55
NET AMOUNT	SAVE THIS	GROSS AMOUNT
30.50	3.05	33.55

www.cityofellisville.ms.com  
CCR available at City Hall

RETURN SERVICE REQUESTED

03037000  
CLARENCE PUTNAM

107 PUTNAM DR  
ELLISVILLE MS 39437-2043



RECEIVED-WATER SUPPLY  
2013 JUN 10 AM 10:27