

MISSISSIPPI STATE DEPARTMENT OF HEALTH
BUREAU OF PUBLIC WATER SUPPLY
CCR CERTIFICATION FORM
CALENDAR YEAR 2012

2013 JUN 10 AM 9:45

Central Yazoo Water Assoc., Inc
Public Water Supply Name

820004, 820029, 820030, 820031, 820033

List PWS ID #s for all Community Water Systems included in this CCR

The Federal Safe Drinking Water Act (SDWA) requires each Community public water system to develop and distribute a Consumer Confidence Report (CCR) to its customers each year. Depending on the population served by the public water system, this CCR must be mailed or delivered to the customers, published in a newspaper of local circulation, or provided to the customers upon request. Make sure you follow the proper procedures when distributing the CCR. **Since this is the first year of electronic delivery, we request you mail or fax a hard copy of the CCR and Certification Form to MSDH. Please check all boxes that apply.**

Customers were informed of availability of CCR by: (Attach copy of publication, water bill or other)

- Advertisement in local paper (attach copy of advertisement)
- On water bills (attach copy of bill)
- Email message (MUST Email the message to the address below)
- Other _____

Date(s) customers were informed: 5 / 15 / 2013 / / , / /

CCR was distributed by U.S. Postal Service or other direct delivery. Must specify other direct delivery methods used _____

Date Mailed/Distributed: / /

CCR was distributed by Email (MUST Email MSDH a copy) Date Emailed: / /

- As a URL (Provide URL _____)
- As an attachment
- As text within the body of the email message

CCR was published in local newspaper. (Attach copy of published CCR or proof of publication)

Name of Newspaper: The Yazoo Herald

Date Published: 5 / 15 / 2013

CCR was posted in public places. (Attach list of locations) Date Posted: / /

CCR was posted on a publicly accessible internet site at the following address (**DIRECT URL REQUIRED**):

CERTIFICATION

I hereby certify that the 2012 Consumer Confidence Report (CCR) has been distributed to the customers of this public water system in the form and manner identified above and that I used distribution methods allowed by the SDWA. I further certify that the information included in this CCR is true and correct and is consistent with the water quality monitoring data provided to the public water system officials by the Mississippi State Department of Health, Bureau of Public Water Supply.

Polly Carter
Name/Title (President, Mayor, Owner, etc.)

6-6-2013
Date

Deliver or send via U.S. Postal Service:
Bureau of Public Water Supply
P.O. Box 1700
Jackson, MS 39215

May be faxed to:
(601)576-7800

May be emailed to:
Melanie.Yanklowski@msdh.state.ms.us

2012 Annual Drinking Water Quality Report
 Central Yazoo Water Association, Inc.
 PWS#: 0820004, 0820029, 0820030, 0820031 & 0820033
 May 2013

We're pleased to present to you this year's Annual Quality Water Report. This report is designed to inform you about the quality water and services we deliver to you every day. Our constant goal is to provide you with a safe and dependable supply of drinking water. We want you to understand the efforts we make to continually improve the water treatment process and protect our water resources. We are committed to ensuring the quality of your water. Our water source is from wells drawing from the Sparta Sand and the Meridian Upper Wilcox Aquifer.

If you have any questions about this report or concerning your water utility, please contact Mike Laborde at 662-746-7531. We want our valued customers to be informed about their water utility. If you want to learn more, please attend any of our regularly scheduled meetings. They are held on the second Monday of each month at 5:00 PM at the main office located at 37 Witherspoon Road, Yazoo City, MS 39194.

The source water assessment has been completed for our public water system to determine the overall susceptibility of its drinking water supply to identify potential sources of contamination. A report containing detailed information on how the susceptibility determinations were made has been furnished to our public water system and is available for viewing upon request. The wells for the Central Yazoo Water Association, Inc. have received lower to moderate susceptibility rankings to contamination.

We routinely monitor for constituents in your drinking water according to Federal and State laws. This table below lists all of the drinking water contaminants that we detected during for the period of January 1st to December 31st, 2012. In cases where monitoring wasn't required in 2012, the table reflects the most recent results. As water travels over the surface of land or underground, it dissolves naturally occurring minerals and, in some cases, radioactive materials and can pick up substances or contaminants from the presence of animals or from human activity; microbial contaminants, such as viruses and bacteria, that may come from sewage treatment plants, septic systems, agricultural livestock operations, and wildlife; inorganic contaminants, such as salts and metals, which can be naturally occurring or result from urban storm-water runoff, industrial, or domestic wastewater discharges, oil and gas production, mining, or farming; pesticides and herbicides, which may come from a variety of sources such as agriculture, urban storm-water runoff, and residential uses; organic chemical contaminants, including synthetic and volatile organic chemicals, which are by-products of industrial processes and petroleum production, and can also come from gas stations and septic systems; radioactive contaminants, which can be naturally occurring or be the result of oil and gas production and mining activities. In order to ensure that tap water is safe to drink, EPA prescribes regulations that limit the amount of certain contaminants in water provided by public water systems. All drinking water, including bottled drinking water, may be reasonably expected to contain at least small amounts of some constituents. It's important to remember that the presence of these constituents does not necessarily indicate that the water poses a health risk.

In this table you will find many terms and abbreviations you might not be familiar with. To help you better understand these terms we've provided the following definitions:

Action Level - the concentration of a contaminant which, if exceeded, triggers treatment or other requirements which a water system must follow.

Maximum Contaminant Level (MCL) - The "Maximum Allowed" (MCL) is the highest level of a contaminant that is allowed in drinking water. MCLs are set as close to the MCLGs as feasible using the best available treatment technology.

Maximum Contaminant Level Goal (MCLG) - The "Goal"(MCLG) is the level of a contaminant in drinking water below which there is no known or expected risk to health. MCLGs allow for a margin of safety.

Maximum Residual Disinfectant Level (MRDL) - The highest level of a disinfectant allowed in drinking water. There is convincing evidence that addition of a disinfectant is necessary for control microbial contaminants.

Maximum Residual Disinfectant Level Goal (MRDLG) - The level of a drinking water disinfectant below which there is no known or expected risk of health. MRDLGs do not reflect the benefits of the use of disinfectants to control microbial contaminants.

Parts per million (ppm) or Milligrams per liter (mg/l) - one part per million corresponds to one minute in two years or a single penny in \$10,000.

Parts per billion (ppb) or Micrograms per liter - one part per billion corresponds to one minute in 2,000 years, or a single penny in \$10,000,000.

PWS#:0820004		TEST RESULTS						
Contaminant	Violation Y/N	Date Collected	Level Detected	Range of Detects or # of Samples Exceeding MCL/ACL	Unit Measurement	MCLG	MCL	Likely Source of Contamination
Inorganic Contaminants								
10. Barium	N	2010*	.016	No Range	ppm	2	2	Discharge of drilling wastes; discharge from metal refineries;

13. Chromium	N	2010*	2.7	No Range	ppb	100	100	erosion of natural deposits Discharge from steel and pulp mills; erosion of natural deposits
14. Copper	N	2009/11*	.5	0	ppm	1.3	AL=1.3	Corrosion of household plumbing systems; erosion of natural deposits; leaching from wood preservatives
17. Lead	N	2009/11*	2	0	ppb	0	AL=15	Corrosion of household plumbing systems, erosion of natural deposits
Disinfection By-Products								
81. HAA5	N	2011*	12	No Range	ppb	0	60	By-Product of drinking water disinfection.
82. TTHM [Total trihalomethanes]	N	2011*	15.89	No Range	ppb	0	80	By-product of drinking water chlorination.
Chlorine	N	2012	1.4	1.1 – 1.6	mg/l	0	MDRL = 4	Water additive used to control microbes

* Most recent sample. No sample required for 2012

PWS#:0820029								
TEST RESULTS								
Contaminant	Violation Y/N	Date Collected	Level Detected	Range of Detects or # of Samples Exceeding MCL/ACL	Unit Measurement	MCLG	MCL	Likely Source of Contamination
Inorganic Contaminants								
10. Barium	N	2010*	.003	No Range	ppm	2	2	Discharge of drilling wastes; discharge from metal refineries; erosion of natural deposits
13. Chromium	N	2010*	2.2	No Range	ppb	100	100	Discharge from steel and pulp mills; erosion of natural deposits
14. Copper	N	2009/11*	.1	0	ppm	1.3	AL=1.3	Corrosion of household plumbing systems; erosion of natural deposits; leaching from wood preservatives
16. Fluoride	N	2010*	.11	No Range	ppm	4	4	Erosion of natural deposits; water additive which promotes strong teeth; discharge from fertilizer and aluminum factories
17. Lead	N	2009/11*	1	0	ppb	0	AL=15	Corrosion of household plumbing systems, erosion of natural deposits
Disinfection By-Products								
82. TTHM [Total trihalomethanes]	N	2010*	15.	No Range	ppb	0	80	By-product of drinking water chlorination.
Chlorine	N	2012	1.2	.8 – 1.5	mg/l	0	MDRL = 4	Water additive used to control microbes

* Most recent sample. No sample required for 2012

PWS#:0820030								
TEST RESULTS								
Contaminant	Violation Y/N	Date Collected	Level Detected	Range of Detects or # of Samples Exceeding MCL/ACL	Unit Measurement	MCLG	MCL	Likely Source of Contamination
Inorganic Contaminants								
8. Arsenic	N	2011*	.6	No Range	ppb	n/a	10	Erosion of natural deposits; runoff from orchards; runoff from glass

								and electronics production wastes
10. Barium	N	2011*	.001	No Range	ppm	2	2	Discharge of drilling wastes; discharge from metal refineries; erosion of natural deposits
13. Chromium	N	2011*	1.5	No Range	ppb	100	100	Discharge from steel and pulp mills; erosion of natural deposits
16. Fluoride	N	2011*	.117	No Range	ppm	4	4	Erosion of natural deposits; water additive which promotes strong teeth; discharge from fertilizer and aluminum factories

Disinfection By-Products

81. HAA5	N	2012	22	4QRAA	ppb	0	60	By-Product of drinking water disinfection.
82. TTHM [Total trihalomethanes]	N	2012	34	4QRAA	ppb	0	80	By-product of drinking water chlorination.
Chlorine	N	2012	1.30	.80- 1.8	mg/l	0	MDRL = 4	Water additive used to control microbes

* Most recent sample. No sample required for 2012

PWS#:0820031

TEST RESULTS

Contaminant	Violation Y/N	Date Collected	Level Detected	Range of Detects or # of Samples Exceeding MCL/ACL	Unit Measurement	MCLG	MCL	Likely Source of Contamination
-------------	---------------	----------------	----------------	--	------------------	------	-----	--------------------------------

Inorganic Contaminants

10. Barium	N	2010*	.011	No Range	ppm	2	2	Discharge of drilling wastes; discharge from metal refineries; erosion of natural deposits
13. Chromium	N	2010*	3.6	No Range	ppb	100	100	Discharge from steel and pulp mills; erosion of natural deposits
14. Copper	N	2009/11*	.9	0	ppm	1.3	AL=1.3	Corrosion of household plumbing systems; erosion of natural deposits; leaching from wood preservatives
16. Fluoride	N	2010*	.566	No Range	ppm	4	4	Erosion of natural deposits; water additive which promotes strong teeth; discharge from fertilizer and aluminum factories
17. Lead	N	2009/11*	1	0	ppb	0	AL=15	Corrosion of household plumbing systems, erosion of natural deposits

Disinfection By-Products

81. HAA5	N	2011*	35	No Range	ppb	0	60	By-Product of drinking water disinfection.
82. TTHM [Total trihalomethanes]	N	2011*	55.7	No Range	ppb	0	80	By-product of drinking water chlorination.
Chlorine	N	2012	1.2	.80 - 1.70	mg/l	0	MDRL = 4	Water additive used to control microbes

* Most recent sample. No sample required for 2012

PWS#:0820033

TEST RESULTS

Contaminant	Violation Y/N	Date Collected	Level Detected	Range of Detects or # of Samples Exceeding MCL/ACL	Unit Measurement	MCLG	MCL	Likely Source of Contamination
-------------	---------------	----------------	----------------	--	------------------	------	-----	--------------------------------

Inorganic Contaminants

10. Barium	N	2010*	.01	No Range	ppm	2	2	Discharge of drilling wastes; discharge from metal refineries;
------------	---	-------	-----	----------	-----	---	---	--

13. Chromium	N	2010*	1.6	No Range	ppb	100	100	erosion of natural deposits Discharge from steel and pulp mills; erosion of natural deposits
14. Copper	N	2009/11*	.1	0	ppm	1.3	AL=1.3	Corrosion of household plumbing systems; erosion of natural deposits; leaching from wood preservatives
17. Lead	N	2009/11*	1	0	ppb	0	AL=15	Corrosion of household plumbing systems, erosion of natural deposits
Disinfection By-Products								
82. TTHM [Total trihalomethanes]	N	2010*	1.1	No Range	ppb	0	80	By-product of drinking water chlorination.
Chlorine	N	2012	1.3	.8 – 1.6	mg/l	0	MDRL = 4	Water additive used to control microbes

* Most recent sample. No sample required for 2012.

As you can see by the table, our system had no contaminate violations. We're proud that your drinking water meets or exceeds all Federal and State requirements. We have learned through our monitoring and testing that some constituents have been detected however the EPA has determined that your water IS SAFE at these levels.

We are required to monitor your drinking water for specific constituents on a monthly basis. Results of regular monitoring are an indicator of whether or not our drinking water meets health standards. We did complete the monitoring requirements for bacteriological sampling that showed no coliform present. In an effort to ensure systems complete all monitoring requirements, MSDH now notifies systems of any missing samples prior to the end of the compliance period.

Significant Deficiencies - System ID 08240004

During a sanitary survey conducted on 9/29/10, the Mississippi State Department of Health cited the following deficiency:

Failure to meet water supply demands (overloaded)

Corrective actions: This system is has entered into a Bilateral Compliance Agreement with the Mississippi State Department of Health to correct this deficiency by 6/30/2014.

If present, elevated levels of lead can cause serious health problems, especially for pregnant women and young children. Lead in drinking water is primarily from materials and components associated with service lines and home plumbing. Our Water Association is responsible for providing high quality drinking water, but cannot control the variety of materials used in plumbing components. When your water has been sitting for several hours, you can minimize the potential for lead exposure by flushing your tap for 30 seconds to 2 minutes before using water for drinking or cooking. If you are concerned about lead in your water, you may wish to have your water tested. Information on lead in drinking water, testing methods, and steps you can take to minimize exposure is available from the Safe Drinking Water Hotline or at <http://www.epa.gov/safewater/lead>. The Mississippi State Department of Health Public Health Laboratory offers lead testing. Please contact 601.576.7582 if you wish to have your water tested.

To comply with the "Regulation Governing Fluoridation of Community Water Supplies", our system is required to report certain results pertaining to fluoridation of our water system. For System # 820004 – Fletcher Ch., the number of months in the previous calendar year in which average fluoride sample results were within the optimal range of 0.7-1.3 ppm was 3. The percentage of fluoride samples collected in the previous calendar year that was within the optimal range of 0.7-1.3 ppm was 25%. For System # 820029 – the number of months in the previous calendar year in which average fluoride sample results were within the optimal range of 0.7-1.3 ppm was 7. The percentage of fluoride samples collected in the previous calendar year that was within the optimal range of 0.7-1.3 ppm was 77%. For System # 820030 – the number of months in the previous calendar year in which average fluoride sample results were within the optimal range of 0.7-1.3 ppm was 2. The percentage of fluoride samples collected in the previous calendar year that was within the optimal range of 0.7-1.3 ppm was 27%. For System # 820031 – the number of months in the previous calendar year in which average fluoride sample results were within the optimal range of 0.7-1.3 ppm was 9. The percentage of fluoride samples collected in the previous calendar year that was within the optimal range of 0.7-1.3 ppm was 100%. For System # 820033 – the number of months in the previous calendar year in which average fluoride sample results were within the optimal range of 0.7-1.3 ppm was 7. The percentage of fluoride samples collected in the previous calendar year that was within the optimal range of 0.7-1.3 ppm was 54%.

All sources of drinking water are subject to potential contamination by substances that are naturally occurring or man made. These substances can be microbes, inorganic or organic chemicals and radioactive substances. All drinking water, including bottled water, may reasonably be expected to contain at least small amounts of some contaminants. The presence of contaminants does not necessarily indicate that the water poses a health risk. More information about contaminants and potential health effects can be obtained by calling the Environmental Protection Agency's Safe Drinking Water Hotline at 1-800-426-4791.

Some people may be more vulnerable to contaminants in drinking water than the general population. Immuno-compromised persons such as persons with cancer undergoing chemotherapy, persons who have undergone organ transplants, people with HIV/AIDS or other immune system disorders, some elderly, and infants can be particularly at risk from infections. These people should seek advice about

drinking water from their health care providers. EPA/CDC guidelines on appropriate means to lessen the risk of infection by cryptosporidium and other microbiological contaminants are available from the Safe Drinking Water Hotline 1-800-426-4791.

*******April 1, 2013 MESSAGE FROM MSDH CONCERNING RADIOLOGICAL SAMPLING*******

In accordance with the Radionuclides Rule, all community public water supplies were required to sample quarterly for radionuclides beginning January 2007 – December 2007. Your public water supply completed sampling by the scheduled deadline; however, during an audit of the Mississippi State Department of Health Radiological Health Laboratory, the Environmental Protection Agency (EPA) suspended analyses and reporting of radiological compliance samples and results until further notice. Although this was not the result of inaction by the public water supply, MSDH was required to issue a violation. This is to notify you that as of this date, your water system has completed the monitoring requirements and is now in compliance with the Radionuclides Rule. If you have any questions, please contact Karen Walters, Director of Compliance & Enforcement, Bureau of Public Water Supply, at 601.576.7518.

Central Yazoo Water Association, Inc., has been approved for a 1.5 million dollar loan through the MS State Department of Health Revolving Loan Fund. This project will include a new well and upgrade distribution lines in the Scotland Rd., Myleevill Rd. and Green Rd. areas. Please feel free to contact our office for additional information.

The Central Yazoo Water Association, Inc. works around the clock to provide top quality water to every tap. We ask that all our customers help us protect our water sources, which are the heart of our community, our way of life and our children's future.

PROOF OF PUBLICATION OF NOTICE
The State of Mississippi
County of YAZOO

Personally appeared before me, the undersigned Notary Public in and for the County and State aforesaid JASON PATTERSON, who being by me first duly sworn state on oath, that he is PUBLISHER of the YAZOO HERALD, a newspaper published in the City of Yazoo City, State and County aforesaid, and that the publication of the notice, a copy of which is hereto attached, has been made in said paper 1 times as follows.


Vol. No. 142
Number 6
Dated 5-15, 2013

Vol. No. _____
Number _____
Dated _____, 20____


Vol. No. _____
Number _____
Dated _____, 20____

Vol. No. _____
Number _____
Dated _____, 20____

Affiant further states that said newspaper has been established for at least twelve months next prior to the first publication of said notice.

(Signed) 
Jason Patterson
Publisher


Sworn to and subscribed before me, this 15th day of May, 2013

(Signed) 
Notary Public

Words 3416 (48")
Time 1
Amount of legal \$ 412.80
Proof of Publication \$ 3.00
Total Amount \$ 415.80

Legal # _____

RECEIVED - WATER SUPPLY
2013 JUN 10 AM 9:45



YCHS Athletics



Basketball (left to right): Ladarius Drain- MVP, Denito Marshall- Best All-Around, Derrick Little- MVP, Keyon Jones- Most Improved, Jared Grayer- Best Offensive, and Kiese Kirkland- Best Defensive



Basketball (left to right): Kortnee Hill- 6th Man Award, Angela Hudson- Best Defensive, Alisha Hudson- Best Offensive, Jonquil Dent- Lady Indian, Aaliyah Diew- Most Improved, and Bracey Granderson- MVP



Track (left to right): Dominique Burks- Best Sprinter, Kierra Waters- Rookie of the Year, Kortnee Hill- Best in Field, Bri'Anna Granderson- Most Improved, and Katrina Brame- MVP



Volleyball (left to right): Tyasia Keith- Captain Award, Haasheema Sibley- Hustle Award, Danielle Woodberry- Most Improved, Dietrecanna Trimm- Most Spirit, and Kortnee Hill- MVP

Photos Courtesy of Yazoo City High School

2013 Annual Drinking Water Quality Report
 Central Yazoo Water Association, Inc.
 PWS# 020004, 020010, 020011, 020012, 020021 & 020033
 May 2013

We're pleased to present to you the year's Annual Drinking Water Report. This report is designed to inform you about the quality water we provide and to provide you with the means to protect your health and the safety and productivity of your business. We've also included information to help you understand the quality of your water. Our water source is 100% surface water from the Yazoo River and the Yazoo River Aquifer.

If you have any questions about this report or concerning your water utility, please contact Mike Latorre at 602-746-7033. We want to provide you with the best possible service and we'll be glad to answer any questions you may have.

The above water assessment has been completed for our public water system to determine the overall appropriateness of the drinking water provided to you. The report includes information on the quality of water provided to you and the safety and productivity of your business. The following information is provided for your information. The information is provided for your information.

We routinely monitor for contaminants in your drinking water according to Federal and State laws. This table below lists all of the chemicals and metals that we monitor in your water. We monitor these chemicals and metals in your water to ensure that they are safe for you and your family. We monitor these chemicals and metals in your water to ensure that they are safe for you and your family.

Our water is tested for a wide variety of contaminants, including heavy metals and pesticides. Our water is tested for a wide variety of contaminants, including heavy metals and pesticides. Our water is tested for a wide variety of contaminants, including heavy metals and pesticides.

At least once a year, we conduct a comprehensive audit of our water system. This audit includes a review of our water quality data and a review of our water treatment processes. This audit includes a review of our water quality data and a review of our water treatment processes.

At least once a year, we conduct a comprehensive audit of our water system. This audit includes a review of our water quality data and a review of our water treatment processes. This audit includes a review of our water quality data and a review of our water treatment processes.

At least once a year, we conduct a comprehensive audit of our water system. This audit includes a review of our water quality data and a review of our water treatment processes. This audit includes a review of our water quality data and a review of our water treatment processes.

PWS#020004 **TEST RESULTS**

Contaminant	Volume	Date Collected	Level Detected	Range of Allowed (MCL/AL)	Unit	MCLG	MCL	Priority Source of Contamination
Inorganic Contaminants								
10 Arsenic	N	2012	0.15	No Range	ppm	0	0	
13 Chromium	N	2012	3.6	No Range	ppm	100	100	
14 Copper	N	2008/11	1	1.3	ppm	1.3	AL-13	
16 Fluoride	N	2012	0.68	No Range	ppm	4	4	
17 Lead	N	2008/11	1	0	ppm	0	AL-18	

Disinfection By-Products

Contaminant	Volume	Date Collected	Level Detected	Range of Allowed (MCL/AL)	Unit	MCLG	MCL	Priority Source of Contamination
21 Trihalomethanes	N	2012	0.4	No Range	ppm	0	0.1	
22 Haloacetic Acids	N	2012	3.4	No Range	ppm	0	0.1	
23 Haloacetonitriles	N	2012	1.3	No Range	ppm	0	0.1	

PWS#020010 **TEST RESULTS**

Contaminant	Volume	Date Collected	Level Detected	Range of Allowed (MCL/AL)	Unit	MCLG	MCL	Priority Source of Contamination
Inorganic Contaminants								
10 Arsenic	N	2012	0.06	No Range	ppm	0	0	
13 Chromium	N	2012	1.6	No Range	ppm	100	100	
14 Copper	N	2011	1.6	No Range	ppm	100	100	
16 Fluoride	N	2011	1.17	No Range	ppm	4	4	

Disinfection By-Products

Contaminant	Volume	Date Collected	Level Detected	Range of Allowed (MCL/AL)	Unit	MCLG	MCL	Priority Source of Contamination
21 Trihalomethanes	N	2012	0.7	No Range	ppm	0	0.1	
22 Haloacetic Acids	N	2012	3.4	No Range	ppm	0	0.1	

PWS#020011 **TEST RESULTS**

Contaminant	Volume	Date Collected	Level Detected	Range of Allowed (MCL/AL)	Unit	MCLG	MCL	Priority Source of Contamination
Inorganic Contaminants								
10 Arsenic	N	2011	0.1	No Range	ppm	0	0	
13 Chromium	N	2011	3.6	No Range	ppm	100	100	
14 Copper	N	2011	1.6	No Range	ppm	100	100	
16 Fluoride	N	2011	1.17	No Range	ppm	4	4	

Disinfection By-Products

Contaminant	Volume	Date Collected	Level Detected	Range of Allowed (MCL/AL)	Unit	MCLG	MCL	Priority Source of Contamination
21 Trihalomethanes	N	2011	0.8	No Range	ppm	0	0.1	
22 Haloacetic Acids	N	2011	3.4	No Range	ppm	0	0.1	

PWS#020012 **TEST RESULTS**

Contaminant	Volume	Date Collected	Level Detected	Range of Allowed (MCL/AL)	Unit	MCLG	MCL	Priority Source of Contamination
Inorganic Contaminants								
10 Arsenic	N	2012	0.11	No Range	ppm	0	0	
13 Chromium	N	2012	3.6	No Range	ppm	100	100	
14 Copper	N	2008/11	1	1.3	ppm	1.3	AL-13	
16 Fluoride	N	2012	0.68	No Range	ppm	4	4	
17 Lead	N	2008/11	1	0	ppm	0	AL-18	

Disinfection By-Products

Contaminant	Volume	Date Collected	Level Detected	Range of Allowed (MCL/AL)	Unit	MCLG	MCL	Priority Source of Contamination
21 Trihalomethanes	N	2012	0.7	No Range	ppm	0	0.1	
22 Haloacetic Acids	N	2012	3.4	No Range	ppm	0	0.1	

PWS#020021 **TEST RESULTS**

Contaminant	Volume	Date Collected	Level Detected	Range of Allowed (MCL/AL)	Unit	MCLG	MCL	Priority Source of Contamination
Inorganic Contaminants								
10 Arsenic	N	2012	0.1	No Range	ppm	0	0	
13 Chromium	N	2012	3.6	No Range	ppm	100	100	
14 Copper	N	2008/11	1	1.3	ppm	1.3	AL-13	
16 Fluoride	N	2012	0.68	No Range	ppm	4	4	
17 Lead	N	2008/11	1	0	ppm	0	AL-18	

Disinfection By-Products

Contaminant	Volume	Date Collected	Level Detected	Range of Allowed (MCL/AL)	Unit	MCLG	MCL	Priority Source of Contamination
21 Trihalomethanes	N	2012	1.1	No Range	ppm	0	0.1	
22 Haloacetic Acids	N	2012	3.4	No Range	ppm	0	0.1	

PWS#020033 **TEST RESULTS**

Contaminant	Volume	Date Collected	Level Detected	Range of Allowed (MCL/AL)	Unit	MCLG	MCL	Priority Source of Contamination
Inorganic Contaminants								
10 Arsenic	N	2012	0.1	No Range	ppm	0	0	
13 Chromium	N	2012	3.6	No Range	ppm	100	100	
14 Copper	N	2008/11	1	1.3	ppm	1.3	AL-13	
16 Fluoride	N	2012	0.68	No Range	ppm	4	4	
17 Lead	N	2008/11	1	0	ppm	0	AL-18	

Disinfection By-Products

Contaminant	Volume	Date Collected	Level Detected	Range of Allowed (MCL/AL)	Unit	MCLG	MCL	Priority Source of Contamination
21 Trihalomethanes	N	2012	1.2	No Range	ppm	0	0.1	

As you can see by the table, our system had no contaminant violations. We're proud that your drinking water meets or exceeds all Federal and State requirements. We have learned through our monitoring and testing that some contaminants have been detected however the EPA has determined that your water is SAFE at these levels.

We are required to monitor your drinking water for specific contaminants on a monthly basis. Results of regular monitoring are an indicator of whether or not our drinking water meets health standards. We do complete the monitoring requirements for bacteriological sampling that show no concern for you. In order to assure systems compliance with the MCLG and MCL, MCHS now collects samples of any drinking water prior to the end of the compliance period.

Specific Contaminants: Lead is the most common contaminant in drinking water. Lead is naturally occurring in many rocks. These substances can be inorganic, organic or inorganic. Lead is naturally occurring in many rocks. These substances can be inorganic, organic or inorganic. Lead is naturally occurring in many rocks. These substances can be inorganic, organic or inorganic.

Lead is a neurotoxin. It can cause serious health problems, especially for pregnant women and young children. Lead in drinking water is primarily from materials and components associated with service lines and home plumbing. Our Water Association is responsible for providing lead-free water to your tap. If you have lead-based pipes in your home, you can reduce lead in your drinking water by flushing your tap for 30 seconds to 2 minutes before using water for drinking or cooking. If you are concerned about lead in your water, you can contact us for more information on lead in drinking water. The U.S. Environmental Protection Agency has more information on lead in drinking water at www.epa.gov/lead.

To comply with the "Regulation Governing Distribution of Community Water Supplies," our system is required to report certain results pertaining to fluoridation of our water system. For System # 020004 - Fitchell Co, the number of months in the previous calendar year in which average fluoride results were within the optimal range of 0.7-1.3 ppm was 0. The percentage of fluoride samples collected in the previous calendar year that were within the optimal range of 0.7-1.3 ppm was 23%. For System # 020010 - the number of months in the previous calendar year in which average fluoride results were within the optimal range of 0.7-1.3 ppm was 7. The percentage of fluoride samples collected in the previous calendar year that were within the optimal range of 0.7-1.3 ppm was 17%. For System # 020021 - the number of months in the previous calendar year in which average fluoride results were within the optimal range of 0.7-1.3 ppm was 27%. For System # 020033 - the number of months in the previous calendar year in which average fluoride results were within the optimal range of 0.7-1.3 ppm was 100%. For System # 020033 - the number of months in the previous calendar year that were within the optimal range of 0.7-1.3 ppm was 100%. For System # 020033 - the number of months in the previous calendar year that were within the optimal range of 0.7-1.3 ppm was 100%.

Our system of drinking water is regulated by numerous Federal and State requirements. These requirements are designed to protect your health. These requirements are designed to protect your health. These requirements are designed to protect your health. These requirements are designed to protect your health.

Some people may be more vulnerable to contaminants in drinking water than the general population. Infants and young children, pregnant women, and the elderly are more vulnerable to contaminants in drinking water than the general population. Some people may be more vulnerable to contaminants in drinking water than the general population. Some people may be more vulnerable to contaminants in drinking water than the general population.

In accordance with the Health Protection Act, we are required to report results of monitoring of contaminants in drinking water. In accordance with the Health Protection Act, we are required to report results of monitoring of contaminants in drinking water. In accordance with the Health Protection Act, we are required to report results of monitoring of contaminants in drinking water.

Central Yazoo Water Association, Inc. has been approved for a \$3 million dollar loan through the MS State Department of Health. Please contact us for more information. Please contact us for more information. Please contact us for more information.

Central Yazoo Water Association, Inc. works around the clock to provide top quality water to every tap. We ask that all our customers help us protect our water sources, which are the heart of our community, the way of life and our children's future.