

MISSISSIPPI STATE DEPARTMENT OF HEALTH **2012 JUN 10 AM 9:29**  
BUREAU OF PUBLIC WATER SUPPLY  
CCR CERTIFICATION FORM  
CALENDAR YEAR 2012

City of Safford

Public Water Supply Name

0410012 / 0410037

List PWS ID #s for all Community Water Systems included in this CCR

The Federal Safe Drinking Water Act (SDWA) requires each Community public water system to develop and distribute a Consumer Confidence Report (CCR) to its customers each year. Depending on the population served by the public water system, this CCR must be mailed or delivered to the customers, published in a newspaper of local circulation, or provided to the customers upon request. Make sure you follow the proper procedures when distributing the CCR. **Since this is the first year of electronic delivery, we request you mail or fax a hard copy of the CCR and Certification Form to MSDH. Please check all boxes that apply.**

Customers were informed of availability of CCR by: *(Attach copy of publication, water bill or other)*

- Advertisement in local paper (attach copy of advertisement)
- On water bills (attach copy of bill)
- Email message (MUST Email the message to the address below)
- Other CITY HALL

Date(s) customers were informed: 5 12 31 13, 1 1, 1 1

CCR was distributed by U.S. Postal Service or other direct delivery. Must specify other direct delivery methods used \_\_\_\_\_

Date Mailed/Distributed: 1 1

CCR was distributed by Email (MUST Email MSDH a copy) Date Emailed: 1 1

- As a URL (Provide URL \_\_\_\_\_)
- As an attachment
- As text within the body of the email message

CCR was published in local newspaper. *(Attach copy of published CCR or proof of publication)*

Name of Newspaper: Lee County Courier

Date Published: 5 12 31 13

CCR was posted in public places. *(Attach list of locations)* CITY HALL Date Posted: 5 12 31 13

CCR was posted on a publicly accessible internet site at the following address (**DIRECT URL REQUIRED**): \_\_\_\_\_

**CERTIFICATION**

I hereby certify that the 2012 Consumer Confidence Report (CCR) has been distributed to the customers of this public water system in the form and manner identified above and that I used distribution methods allowed by the SDWA. I further certify that the information included in this CCR is true and correct and is consistent with the water quality monitoring data provided to the public water system officials by the Mississippi State Department of Health, Bureau of Public Water Supply.

*Bill Miller*  
Name/Title (President, Mayor, Owner, etc.)

6.6.13  
Date

Deliver or send via U.S. Postal Service:  
Bureau of Public Water Supply  
P.O. Box 1700  
Jackson, MS 39215

May be faxed to:  
(601)576-7800

May be emailed to:  
Melanie.Yankowski@msdh.state.ms.us

We're pleased to present to you this year's Annual Quality Water Report. This report is designed to inform you about the quality water and services we deliver to you every day. Our constant goal is to provide you with a safe and dependable supply of drinking water. We want you to understand the efforts we make to continually improve the water treatment process and protect our water resources. We are committed to ensuring the quality of your water. Our water source is from three wells drawing from the Gordo Formation and Eutaw Formation Aquifers and also purchases water from the N.E, MS Regional Water Supply where the water source is from the Tombigbee River.

The source water assessment has been completed for our public water system to determine the overall susceptibility of its drinking water supply to identify potential sources of contamination. A report containing detailed information on how the susceptibility determinations were made has been furnished to our public water system and is available for viewing upon request. The wells for the City of Saltillo have received a lower to moderate susceptibility rankings to contamination.

If you have any questions about this report or concerning your water utility, please contact Mike Jackson at 662.869.5431. We want our valued customers to be informed about their water utility. If you want to learn more, please attend any of our regularly scheduled meetings. They are held on the first and third Tuesdays of the month at 6:00 PM at the Saltillo City Hall.

We routinely monitor for constituents in your drinking water according to Federal and State laws. This table below lists all of the drinking water contaminants that were detected during the period of January 1<sup>st</sup> to December 31<sup>st</sup>, 2012. In cases where monitoring wasn't required in 2012, the table reflects the most recent results. As water travels over the surface of land or underground, it dissolves naturally occurring minerals and, in some cases, radioactive materials and can pick up substances or contaminants from the presence of animals or from human activity; microbial contaminants, such as viruses and bacteria, that may come from sewage treatment plants, septic systems, agricultural livestock operations, and wildlife; inorganic contaminants, such as salts and metals, which can be naturally occurring or result from urban storm-water runoff, industrial, or domestic wastewater discharges, oil and gas production, mining, or farming; pesticides and herbicides, which may come from a variety of sources such as agriculture, urban storm-water runoff, and residential uses; organic chemical contaminants, including synthetic and volatile organic chemicals, which are by-products of industrial processes and petroleum production, and can also come from gas stations and septic systems; radioactive contaminants, which can be naturally occurring or be the result of oil and gas production and mining activities. In order to ensure that tap water is safe to drink, EPA prescribes regulations that limit the amount of certain contaminants in water provided by public water systems. All drinking water, including bottled drinking water, may be reasonably expected to contain at least small amounts of some constituents. It's important to remember that the presence of these constituents does not necessarily indicate that the water poses a health risk.

In this table you will find many terms and abbreviations you might not be familiar with. To help you better understand these terms we've provided the following definitions:

**Action Level** - the concentration of a contaminant which, if exceeded, triggers treatment or other requirements which a water system must follow.

**Maximum Contaminant Level (MCL)** - The "Maximum Allowed" (MCL) is the highest level of a contaminant that is allowed in drinking water. MCLs are set as close to the MCLGs as feasible using the best available treatment technology.

**Maximum Contaminant Level Goal (MCLG)** - The "Goal"(MCLG) is the level of a contaminant in drinking water below which there is no known or expected risk to health. MCLGs allow for a margin of safety.

**Maximum Residual Disinfectant Level (MRDL)** - The highest level of a disinfectant allowed in drinking water. There is convincing evidence that addition of a disinfectant is necessary for control microbial contaminants.

**Maximum Residual Disinfectant Level Goal (MRDLG)** - The level of a drinking water disinfectant below which there is no known or expected risk of health. MRDLGs do not reflect the benefits of the use of disinfectants to control microbial contaminants.

PWS #: 410012		TEST RESULTS						
Contaminant	Violation Y/N	Date Collected	Level Detected	Range of Detects or # of Samples Exceeding MCL/ACL	Unit Measurement	MCLG	MCL	Likely Source of Contamination
<b>Inorganic Contaminants</b>								
10. Barium	N	2012	.1	.015 - .1	ppm	2	2	Discharge of drilling wastes; discharge from metal refineries; erosion of natural deposits
14. Copper	N	2010*	.2	0	ppm	1.3	AL=1.3	Corrosion of household plumbing systems; erosion of natural deposits; leaching from wood preservatives

16. Fluoride**	N	2012	.124	.102 - .124	ppm	4	4	Erosion of natural deposits; water additive which promotes strong teeth; discharge from fertilizer and aluminum factories
17. Lead	N	2010*	2	0	ppb	0	AL=15	Corrosion of household plumbing systems, erosion of natural deposits

### Disinfection By-Products

81. HAA5	N	2012	44	4QRAA	ppb	0	60	By-Product of drinking water disinfection.
82. TTHM [Total trihalomethanes]	N	2012	40	4QRAA	ppb	0	80	By-product of drinking water chlorination.
Chlorine	N	2012	1.4	.20 – 2.23	mg/l	0	MDRL = 4	Water additive used to control microbes

**PWS #: 410037**

### TEST RESULTS

Contaminant	Violation Y/N	Date Collected	Level Detected	Range of Detects or # of Samples Exceeding MCL/ACL	Unit Measurement	MCLG	MCL	Likely Source of Contamination
-------------	---------------	----------------	----------------	--	------------------	------	-----	--------------------------------

### Inorganic Contaminants

10. Barium	N	2012	.027	No Range	ppm	2	2	Discharge of drilling wastes; discharge from metal refineries; erosion of natural deposits
15. Cyanide	N	2012	78	No Range	ppb	200	200	Discharge from steel/metal factories; discharge from plastic and fertilizer factories
16. Fluoride**	N	2012	.733	No Range	ppm	4	4	Erosion of natural deposits; water additive which promotes strong teeth; discharge from fertilizer and aluminum factories

### Disinfection By-Products

81. HAA5	N	2012	50	No Range	ppb	0	60	By-Product of drinking water disinfection.
82. TTHM [Total trihalomethanes]	N	2012	53.6	No Range	ppb	0	80	By-product of drinking water chlorination.
Chlorine	N	2012	1.4	.84 – .84	mg/l	0	MRDL = 4	Water additive used to control microbes

\* Most recent sample. No sample required for 2012.

\*\* Fluoride level is routinely adjusted to the MS State Dept of Health's recommended level of 0.7 - 1.3 mg/l.

Disinfection By-Products:

(81) Haloacetic Acids (HAA5). Some people who drink water containing bromate in excess of the MCL over many years may have an increased risk of cancer

We are required to monitor your drinking water for specific constituents on a monthly basis. During the first & second quarters of 2012 the NE MS Regional Water Supply exceeded the MCL for Disinfection Byproducts. The standard for Haloacetic Acids (HAA5) is .060mg/l.

If present, elevated levels of lead can cause serious health problems, especially for pregnant women and young children. Lead in drinking water is primarily from materials and components associated with service lines and home plumbing. Our Water Association is responsible for providing high quality drinking water, but cannot control the variety of materials used in plumbing components. When your water has been sitting for several hours, you can minimize the potential for lead exposure by flushing your tap for 30 seconds to 2 minutes before using water for drinking or cooking. If you are concerned about lead in your water, you may wish to have your water tested. Information on lead in drinking water, testing methods, and steps you can take to minimize exposure is available from the Safe Drinking Water Hotline or at <http://www.epa.gov/safewater/lead>. The Mississippi State Department of Health Public Health Laboratory offers lead testing. Please contact 601.576.7582 if you wish to have your water tested.

To comply with the "Regulation Governing Fluoridation of Community Water Supplies", we are required to report certain results pertaining to fluoridation of our water system. The number of months in the previous calendar year that average fluoride sample

results were within the optimal range of 0.7-1.3 ppm was 12. The percentage of fluoride samples collected in the previous calendar year that was within the optimal range of 0.7-1.3 ppm was 100%.

All sources of drinking water are subject to potential contamination by substances that are naturally occurring or man made. These substances can be microbes, inorganic or organic chemicals and radioactive substances. All drinking water, including bottled water, may reasonably be expected to contain at least small amounts of some contaminants. The presence of contaminants does not necessarily indicate that the water poses a health risk. More information about contaminants and potential health effects can be obtained by calling the Environmental Protection Agency's Safe Drinking Water Hotline at 1-800-426-4791.

Some people may be more vulnerable to contaminants in drinking water than the general population. Immuno-compromised persons such as persons with cancer undergoing chemotherapy, persons who have undergone organ transplants, people with HIV/AIDS or other immune system disorders, some elderly, and infants can be particularly at risk from infections. These people should seek advice about drinking water from their health care providers. EPA/CDC guidelines on appropriate means to lessen the risk of infection by cryptosporidium and other microbiological contaminants are available from the Safe Drinking Water Hotline 1-800-426-4791.

**\*\*\*\*\*April 1, 2013 MESSAGE FROM MSDH CONCERNING RADIOLOGICAL SAMPLING\*\*\*\*\***

In accordance with the Radionuclides Rule, all community public water supplies were required to sample quarterly for radionuclides beginning January 2007 – December 2007. Your public water supply completed sampling by the scheduled deadline; however, during an audit of the Mississippi State Department of Health Radiological Health Laboratory, the Environmental Protection Agency (EPA) suspended analyses and reporting of radiological compliance samples and results until further notice. Although this was not the result of inaction by the public water supply, MSDH was required to issue a violation. This is to notify you that your water system has completed the monitoring requirements and is now in compliance with the Radionuclides Rule. If you have any questions, please contact Karen Walters, Director of Compliance & Enforcement, Bureau of Public Water Supply, at 601.576.7518.

The Saltillo Water Works work around the clock to provide top quality water to every tap. We ask that all our customers help us protect our water sources, which are the heart of our community, our way of life and our children's future.

Please note: This report will not be mailed to each customer, however you may request a copy from our office.

2013 JUN 10 AM 9:29

PROOF OF PUBLICATION

STATE OF MISSISSIPPI  
COUNTY OF LEE

Before the undersigned, a NOTARY  
in and for said state and county, JIM CLARK  
general manager of the

LEE COUNTY COURIER

a newspaper published  
in the Town of TUPELO in said county and state, makes oath that the


WATER REPORT

of which the article hereunto attached is a true copy, was published in said newspa-  
per as follows:

Volume 22, No. 21 Date MAY 23 20 13  
Volume \_\_\_\_\_, No. \_\_\_\_\_ Date \_\_\_\_\_ 20\_\_\_\_  
Volume \_\_\_\_\_, No. \_\_\_\_\_ Date \_\_\_\_\_ 20\_\_\_\_  
Volume \_\_\_\_\_, No. \_\_\_\_\_ Date \_\_\_\_\_ 20\_\_\_\_  
Volume \_\_\_\_\_, No. \_\_\_\_\_ Date \_\_\_\_\_ 20\_\_\_\_


And I, hereby certify that the issues above mentioned have been examined  
by me, and I find the publication thereof to have been duly made, and that The Lee  
County Courier has been established, published and had a bona fide circulation in  
said city, county and state for more than one year next proceeding the first date writ-  
ten above.

[Signature]  
General Manager



Sworn to and subscribed before me this the 23<sup>RD</sup> day

of Janice M. Hoover  
Janice M. Hoover  
My commission expires June 10, 2013



Lee County 4-Hers exhibited skills in showmanship and judging in national and regional dairy and livestock shows this year. Below are youth who placed in the Dixie National held in Jackson.




Alesha Taylor, center, received the Dixie National Academic Scholarship. Standing on her left are sisters, Micah and Tensley, and, right, parents, Daphne and Larry.



Caitlin and Connor Hidalgo exhibited the Reserve Champion Red Angus Heifer. Caitlin and Connor Hidalgo exhibited the Champion and Reserve Champion Red Angus Heifers at the 2013 Northeast District Livestock Show held recently at the Lee County Agri-Center.



Hunter Garrett was named the Supreme Dairy Exhibitor and exhibited Grand Champion Other Breeds Dairy animal. Hunter also placed first in 11-13 year old Dairy Showmanship and exhibited the Junior Champion Jersey and the Reserve Champion Other Breed Dairy animal at the 2013 Northeast District Livestock Show held at the Lee County Agri-Center.



Jorja Roberson placed second in the Sheep Lead-In. Roberson also exhibited the Reserve Champion Hampshire at the 2013 Northeast District Livestock Show held recently at the Lee County Agri-Center.

## 2012 ANNUAL DRINKING WATER QUALITY REPORT SALTILLO WATER WORKS PWS#: 410012 & 410037 MAY 2013

We're pleased to present to you this year's Annual Quality Water Report. This report is designed to inform you about the quality water and services we deliver to you every day. Our constant goal is to provide you with a safe and dependable supply of drinking water. We want you to understand the efforts we make to continually improve the water treatment process and protect our water resources. We are committed to ensuring the quality of your water. Our water source is from three wells drawing from the Gordo Formation and Etawab Formation Aquifers and also purchases water from the N.E. MS Regional Water Supply where the water source is from the Tombigbee River.

The source water assessment has been completed for our public water system to determine the overall susceptibility of its drinking water supply to identify potential sources of contamination. A report containing detailed information on how the susceptibility determinations were made has been furnished to our public water system and is available for viewing upon request. The wells for the City of Saltillo have received a lower to moderate susceptibility rankings to contamination.

If you have any questions about this report or concerning your water utility, please contact Mike Jackson at 662.869.5431. We want our valued customers to be informed about their water utility. If you want to learn more, please attend any of our regularly scheduled meetings. They are held on the first and third Tuesdays of the month at 6:00 PM at the Saltillo City Hall.

We routinely monitor for constituents in your drinking water according to Federal and State laws. This table below lists all of the drinking water contaminants that were detected during the period of January 1st to December 31st, 2012. In cases where monitoring wasn't required in 2012, the table reflects the most recent results. As water travels over the surface of land or underground, it dissolves naturally occurring minerals and, in some cases, radioactive materials and can pick up substances or contaminants from the presence of animals or from human activity; microbial contaminants, such as viruses and bacteria, that may come from sewage treatment plants, septic systems, agricultural livestock operations, and wildlife; inorganic contaminants, such as salts and metals, which can be naturally occurring or result from urban storm-water runoff, industrial, or domestic wastewater discharges, oil and gas production, mining, or farming; pesticides and herbicides, which may come from a variety of sources such as agriculture, urban storm-water runoff, and residential uses; organic chemical contaminants, including synthetic and volatile organic chemicals, which are by-products of industrial processes and petroleum production, and can also come from gas stations and septic systems; radioactive contaminants, which can be naturally occurring or be the result of oil and gas production and mining activities. In order to ensure that tap water is safe to drink, EPA prescribes regulations that limit the amount of certain contaminants in water provided by public water systems. All drinking water, including bottled drinking water, may be reasonably expected to contain at least small amounts of some constituents. It's important to remember that the presence of these constituents does not necessarily indicate that the water poses a health risk.

In this table you will find many terms and abbreviations you might not be familiar with. To help you better understand these terms we've provided the following definitions:

**Action Level** - the concentration of a contaminant which, if exceeded, triggers treatment or other requirements which a water system must follow.

**Maximum Contaminant Level (MCL)** - The "Maximum Allowed" (MCL) is the highest level of a contaminant that is allowed in drinking water. MCLs are set as close to the MCLGs as feasible using the best available treatment technology.

**Maximum Contaminant Level Goal (MCLG)** - The "Goal" (MCLG) is the level of a contaminant in drinking water below which there is no known or expected risk to health. MCLGs allow for a margin of safety.

**Maximum Residual Disinfectant Level (MRDL)** - The highest level of a disinfectant allowed in drinking water. There is convincing evidence that addition of a disinfectant is necessary for control microbial contaminants.

**Maximum Residual Disinfectant Level Goal (MRDLG)** - The level of a drinking water disinfectant below which there is no known or expected risk of health. MRDLGs do not reflect the benefits of the use of disinfectants to control microbial contaminants.


PWS #: 410012		TEST RESULTS						
Contaminant	Violation Y/N	Date Collected	Level Detected	Range of Detects or # of Samples Exceeding MCL/ACL	Unit Measurement	MCLG	MCL	Likely Source of Contamination
<b>Inorganic Contaminants</b>								
10. Barium	N	2012	.1	.016 - .1	ppm	2	2	Discharge of drilling wastes; discharge from metal refineries; erosion of natural deposits.
14. Copper	N	2010*	0	0	ppm	1.3	AL=1.3	Corrosion of household plumbing systems; erosion of natural deposits; leaching from wood.
18. Fluoride**	N	2012	.124	.102 - .124	ppm	4	4	Erosion of natural deposits; water additive which promotes strong tooth; discharge from fertilizer and aluminum factories.
17. Lead	N	2010*	0	0	ppb	0	AL=15	Corrosion of household plumbing systems; erosion of natural deposits.
<b>Disinfection By-Products</b>								
B1. HAA5	N	2012	46.5	40.0 - 50.0	ppb	0	60	By-Product of drinking water disinfection.
B2. TTHM [Total Trihalomethanes]	N	2012	40	40.0 - 40.0	ppb	0	80	By-product of drinking water chlorination.
Chlorine	N	2012	1.4	2.0 - 2.23	mg/l	0	MRDL = 4	Water additive used to control microbes.

PWS #: 410037		TEST RESULTS						
Contaminant	Violation Y/N	Date Collected	Level Detected	Range of Detects or # of Samples Exceeding MCL/ACL	Unit Measurement	MCLG	MCL	Likely Source of Contamination
<b>Inorganic Contaminants</b>								
10. Barium	N	2012	.027	No Range	ppm	2	2	Discharge of drilling wastes; discharge from metal refineries; erosion of natural deposits.
15. Cyanide	N	2012	78	No Range	ppb	200	200	Discharge from aluminum factories; discharge from plastic and fertilizer factories.
18. Fluoride**	N	2012	733	No Range	ppm	4	4	Erosion of natural deposits; water additive which promotes strong tooth; discharge from fertilizer and aluminum factories.
<b>Disinfection By-Products</b>								
B1. HAA5	N	2012	56	No Range	ppb	0	60	By-Product of drinking water disinfection.
B2. TTHM [Total Trihalomethanes]	N	2012	53.6	No Range	ppb	0	80	By-product of drinking water chlorination.
Chlorine	N	2012	1.4	.84 - .64	mg/l	0	MRDL = 4	Water additive used to control microbes.


\* Most recent sample. No sample required for 2012. \*\* Fluoride level is routinely adjusted to the MS State Dept of Health's recommended level of 0.7 - 1.3 mg/l. Disinfection By-Products: (B1) Haloacetic Acids (HAA5). Some people who drink water containing bromate in excess of the MCL over many years may have an increased risk of cancer.

We are required to monitor your drinking water for specific constituents on a monthly basis. During the first & second quarters of 2012 the NE MS Regional Water Supply exceeded the MCL for Disinfection Byproducts. The standard for Haloacetic Acids (HAA5) is .060mg/l.

If present, elevated levels of lead can cause serious health problems, especially for pregnant women and young children. Lead in drinking water is primarily from materials and components associated with service lines and home plumbing. Our Water Association is responsible for providing high quality drinking water, but cannot control the variety of materials used in plumbing. With proper maintenance, you can help reduce lead in your drinking water.



Hunter Garrett was named the Supreme Dairy Exhibitor and exhibited Grand Champion Other Breeds Dairy animal. Hunter also placed first in 11-13 year old Dairy Showmanship and exhibited the Junior Champion Jersey and the Reserve Champion Other Breed Dairy animal at the 2013 Northeast District Livestock Show held at the Lee County Agri-Center.



Jorja Roberson placed second in the Sheep Lead-In. Roberson also exhibited the Reserve Champion Hampshire at the 2013 Northeast District Livestock Show held recently at the Lee County Agri-Center.



Davi Jo Williams placed first in Sheep Lead-In.

## DIALYSIS WARNING

Granuflo® & Naturalyte® products used during forearm injection kidney dialysis may lead to:

•Heart Attack •Death

You may be entitled to money damages. Call The Edward A. Williamson Law Firm today for a free consultation.

**CALL TODAY 800-FIRM-495**

Edward A. Williamson is responsible for the content of this advertisement. Offices located in Philadelphia, MS. Prior results do not guarantee future outcomes.

Disinfection By-Products								
Contaminant	Violation Y/N	Date Collected	Level Detected	Range of Detects or if of Samples Exceeding MCL/LCL	Unit Measurement	MCLG	MCL	Likely Source of Contamination
01. HAA5 (Total Halooacetic Acids)	N	2012	60	No Range	ppb	0	60	By-Product of drinking water disinfection.
02. THM4 (Total Trihalomethanes)	N	2012	40	No Range	ppb	0	60	By-product of drinking water chlorination.
Chlorine	N	2012	1.4		mg/l	0	MORL = 4	Water additive used to control microbes

PWS #: 410037

### TEST RESULTS

Contaminant	Violation Y/N	Date Collected	Level Detected	Range of Detects or if of Samples Exceeding MCL/LCL	Unit Measurement	MCLG	MCL	Likely Source of Contamination
-------------	---------------	----------------	----------------	---	------------------	------	-----	--------------------------------

### Inorganic Contaminants

10. Barium	N	2012	.027	No Range	ppm	2	2	Discharge of drilling wastes; discharge from metal refineries; erosion of natural deposits
16. Cyanide	N	2012	78	No Range	ppb	200	200	Discharge from steel/metal facilities; discharge from plastic and fertilizer factories
16. Fluoride	N	2012	7.38	No Range	ppm	4	4	Erosion of natural deposits; water additive which promotes strong teeth; discharge from fertilizer and aluminum factories

### Disinfection By-Products

01. HAA5	N	2012	60	No Range	ppb	0	60	By-Product of drinking water disinfection.
02. THM4 (Total Trihalomethanes)	N	2012	63.6	No Range	ppb	0	60	By-product of drinking water chlorination.
Chlorine	N	2012	1.4	.44 - .84	mg/l	0	MORL = 4	Water additive used to control microbes

\* Most recent sample. No sample required for 2012. \*\* Fluoride level is routinely adjusted to the MS State Dept of Health's recommended level of 0.7 - 1.3 mg/l. Disinfection By-Products: (81) Haloacetic Acids (HAA5). Some people who drink water containing bromate, in excess of the MCL, over many years may have an increased risk of cancer.

We are required to monitor your drinking water for specific constituents on a monthly basis. During the first & second quarters of 2012 the NE MS Regional Water Supply exceeded the MCL for Disinfection Byproducts. The standard for Haloacetic Acids (HAA5) is .060mg/l.

If present, elevated levels of lead can cause serious health problems, especially for pregnant women and young children. Lead in drinking water is primarily from materials and components associated with service lines and home plumbing. Our Water Association is responsible for providing high quality drinking water, but cannot control the variety of materials used in plumbing components. When your water has been sitting for several hours, you can minimize the potential lead exposure by flushing your tap for 30 seconds to 2 minutes before using water for drinking or cooking. If you are concerned about lead in your water, you may wish to have your water tested. Information on lead in drinking water, testing procedures and steps you can take to minimize exposure is available from the Safe Drinking Water Hotline or at <http://www.epa.gov/safewater/lead>. The Mississippi State Department of Health Public Health Laboratory offers lead testing. Please contact 601.576.7582 if you wish to have your water tested.

To comply with the "Regulation Governing Fluoridation of Community Water Supplies", we are required to report certain results pertaining to fluoridation of our water system. The number of months in the previous calendar year that average fluoride sample results were within the optimal range of 0.7-1.3 ppm was 12. The percentage of fluoride samples collected in the previous calendar year that was within the optimal range of 0.7-1.3 ppm was 100%.

All sources of drinking water are subject to potential contamination by substances that are naturally occurring or man made. These substances can be microbes, inorganic or organic chemicals and radioactive substances. All drinking water, including bottled water, may reasonably be expected to contain at least small amounts of some contaminants. The presence of contaminants does not necessarily indicate that the water poses a health risk. More information about contaminants and potential health effects can be obtained by calling the Environmental Protection Agency's Safe Drinking Water Hotline at 1-800-426-4791.

Some people may be more vulnerable to contaminants in drinking water than the general population. Immuno-compromised persons such as persons with cancer undergoing chemotherapy, persons who have undergone organ transplants, people with HIV/AIDS or other immune system disorders, some elderly, and infants can be particularly at risk from infections. These people should seek advice about drinking water from their health care providers. EPA/CDC guidelines on appropriate means to lessen the risk of infection by cryptosporidium and other microbiological contaminants are available from the Safe Drinking Water Hotline 1-800-426-4791.

\*\*\*\*\*April 1, 2013 MESSAGE FROM MSDH CONCERNING RADIOLOGICAL SAMPLING\*\*\*\*\*

In accordance with the Radionuclides Rule, all community public water supplies were required to sample quarterly for radionuclides beginning January 2007 - December 2007. Your public water supply completed sampling by the scheduled deadline; however, during an audit of the Mississippi State Department of Health Radiological Health Laboratory, the Environmental Protection Agency (EPA) suspended analyses and reporting of radiological compliance samples and results until further notice. Although this was not the result of inaction by the public water supply, MSDH was required to issue a violation. This is to notify you that your water system has completed the monitoring requirements and is now in compliance with the Radionuclides Rule. If you have any questions, please contact Karen Walters, Director of Compliance & Enforcement, Bureau of Public Water Supply, at 601.576.7518.

The Saffillo Water Works work around the clock to provide top quality water to every tap. We ask that all our customers help us protect our water sources, which are the heart of our community, our way of life and our children's future. Please note: This report will not be mailed to the customer, however you may request a copy from our office.