

MISSISSIPPI STATE DEPARTMENT OF HEALTH
BUREAU OF PUBLIC WATER SUPPLY
CCR CERTIFICATION FORM
CALENDAR YEAR 2012

2013 JUN -7 AM 10: 24

City of Horn Lake
Public Water Supply Name

170022 & 170025

List PWS ID #s for all Community Water Systems included in this CCR

The Federal Safe Drinking Water Act (SDWA) requires each Community public water system to develop and distribute a Consumer Confidence Report (CCR) to its customers each year. Depending on the population served by the public water system, this CCR must be mailed or delivered to the customers, published in a newspaper of local circulation, or provided to the customers upon request. Make sure you follow the proper procedures when distributing the CCR. **Since this is the first year of electronic delivery, we request you mail or fax a hard copy of the CCR and Certification Form to MSDH. Please check all boxes that apply.**

- Customers were informed of availability of CCR by: (*Attach copy of publication, water bill or other*)
 - Advertisement in local paper (attach copy of advertisement)
 - On water bills (attach copy of bill)
 - Email message (MUST Email the message to the address below)
 - Other _____

Date(s) customers were informed: ____ / ____ / ____ , ____ / ____ / ____ , ____ / ____ / ____

- CCR was distributed by U.S. Postal Service or other direct delivery. Must specify other direct delivery methods used _____

Date Mailed/Distributed: 5/28/13

- CCR was distributed by Email (MUST Email MSDH a copy) Date Emailed: ____ / ____ / ____
 - As a URL (Provide URL _____)
 - As an attachment
 - As text within the body of the email message

- CCR was published in local newspaper. (*Attach copy of published CCR or proof of publication*)

Name of Newspaper: _____


Date Published: ____ / ____ / ____

- CCR was posted in public places. (*Attach list of locations*) Date Posted: ____ / ____ / ____

- CCR was posted on a publicly accessible internet site at the following address (**DIRECT URL REQUIRED**):

CERTIFICATION

I hereby certify that the 2012 Consumer Confidence Report (CCR) has been distributed to the customers of this public water system in the form and manner identified above and that I used distribution methods allowed by the SDWA. I further certify that the information included in this CCR is true and correct and is consistent with the water quality monitoring data provided to the public water system officials by the Mississippi State Department of Health, Bureau of Public Water Supply.



Name/Title (President, Mayor, Owner, etc.)

6/4/2013


Date

Deliver or send via U.S. Postal Service:
Bureau of Public Water Supply
P.O. Box 1700
Jackson, MS 39215

May be faxed to:
(601)576-7800

May be emailed to:
Melanie.Yanklowski@msdh.state.ms.us

2012 Annual Water Quality
Report
City of Horn Lake
PWS# 170022
PWS# 170025



We are pleased to present to you this year's Annual Water Quality Report. We want to keep you informed about the quality water and services we deliver to you everyday. Our goal is to provide you with a safe and dependable supply of drinking water.

Horn Lake Utility and Sanitation Department
3101 Goodman Road West
Horn Lake, MS 38637

Horn Lake Consumer Confidence Report

Is my water safe?
Last year, as in years past, your tap water met all U.S. Environmental Protection Agency (EPA) and state drinking water health standards. The City of Horn Lake vigilantly safeguards the water supplies and once again we are proud to report that our system has not violated a maximum contaminant level or any other water quality standard.

Where does my water come from?
In 2012, our water department distributed 398,337,040 gallons of water to our customers. Our water is groundwater pumped from a natural underground aquifer, the Sparta Aquifer. The water is drawn by wells.

Do I need to take special precautions?
Some people may be more vulnerable to contaminants in drinking water than the general population. Immuno-compromised persons such as persons with cancer undergoing chemotherapy, persons who have undergone organ transplants, people with HIV/AIDS or other immune system disorders, some elderly, and infants can be particularly at risk from infections. These people should seek advice about drinking water from their health care providers. EPA/Centers for Disease Control (CDC) guidelines on appropriate means to lessen the risk of infection by Cryptosporidium and other microbial contaminants are available from the Safe Water Drinking Hotline (800-426-4791).

Source water assessment and its availability
Source Water Assessment Program was conducted by the Department of Environmental Quality under contract from the Mississippi Department of Health. The results of the report are available at: <http://landandwater.deq.ms.gov/swap/reports/report.aspx?id=0170022>

- PWS ID: 170022. Source ID: 1. Susceptibility: Moderate
 - PWS ID: 170022. Source ID: 2. Susceptibility: Moderate
 - PWS ID: 170022. Source ID: 3. Susceptibility: Moderate
 - PWS ID: 170022. Source ID: 4. Susceptibility: Moderate
- <http://landandwater.deq.ms.gov/swap/reports/report.aspx?id=0170025>
- PWS ID: 170025. Source ID: 1. Susceptibility: Higher
 - PWS ID: 170025. Source ID: 2. Susceptibility: Moderate
 - PWS ID: 170025. Source ID: 3. Susceptibility: Moderate
 - PWS ID: 170025. Source ID: 4. Susceptibility: Moderate

Conservation Tips
-Repair household leaks.
-Use water saving shower heads, faucets, toilets and appliances.
-Wash only full loads of clothes or dishes.

Additional Information for Lead
If present, elevated levels of lead can cause serious health problems, especially for pregnant women and young children. Lead in drinking water is primarily from materials and components associated with service lines and home plumbing. The City of Horn Lake is responsible for providing high quality drinking water, but cannot control the variety of materials used in plumbing components. When your water has been sitting for several hours, you can minimize the potential for lead exposure by flushing your tap for 30 seconds to 2 minutes before using water for drinking or cooking. If you are concerned about lead in your water, you may wish to have your water tested. Information on lead in drinking water, testing methods, and steps you can take to minimize exposure is available from the Safe Drinking Water Hotline or at <http://www.epa.gov/safewater/lead>. The Mississippi State Department of Health Public Health Laboratory offers lead testing for \$10 per sample. Please contact 601.576.7582 if you wish to have your water tested.

In accordance with the Radionuclides Rule, all community public water supplies were required to sample quarterly for radionuclides beginning January 2007 - December 2007. Your public water supply completed sampling by the scheduled deadline, however, during an audit of the Mississippi State Department of Health Radiological Health Laboratory, the Environmental Protection Agency (EPA) suspended analysis and reporting of radiological compliance samples and results until further notice. Although this was not the result of inaction by the public water supply, MSDH was required to issue a violation. This is to notify you that as of this date, your water system has completed the monitoring requirements and is now in compliance with the Radionuclides Rule. If you have any questions, please contact Karen Walters, Director of Compliance & Enforcement, Bureau of Public Water Supply, at 601.576.7518.


Why are there contaminants in my drinking water?
Drinking water, including bottled water, may reasonably be expected to contain at least small amounts of some contaminants. The presence of contaminants does not necessarily indicate that water poses a health risk. More information about contaminants and potential health effects can be obtained by calling the Environmental Protection Agency's (EPA) Safe Drinking Water Hotline (800-426-4791). The sources of drinking water (both tap water and bottled water) include rivers, lakes, streams, ponds, reservoirs, springs, and wells. As water travels over the surface of the land or through the ground, it dissolves naturally occurring minerals and, in some cases, radioactive material, and can pick up substances resulting from the presence of animals or from human activity. Microbial contaminants, such as viruses and bacteria, that may come from sewage treatment plants, septic systems, agricultural livestock operations, and wildlife. Inorganic contaminants, such as salts and metals, which can be naturally occurring or result from urban stormwater runoff, industrial or domestic wastewater discharges, oil and gas production, mining, or farming. Pesticides and herbicides, which may come from a variety of sources such as agriculture, urban stormwater runoff, and residential uses. Organic Chemical Contaminants, including synthetic and volatile organic chemicals, which are by-products of industrial processes and petroleum production, and can also come from gas stations, urban stormwater runoff, and septic systems. Radioactive contaminants, which can be naturally-occurring or be the result of oil and gas production and mining activities. In order to ensure that tap water is safe to drink, EPA prescribes regulations that limit the amount of certain contaminants in water provided by public water systems. Food and Drug Administration (FDA) regulations establish limits for contaminants in bottled water which must provide the same protection for public health.

Contact Us
If you have any questions about this report or concerning your water utility, please contact Spencer Shields, the Director of Operations, at 602-342-7099, or by writing to the following address: City of Horn Lake in c/o of Utility and Sanitation Department, 3101 Goodman Road West, Horn Lake, MS 38637. If you want to learn more, please attend any of our regularly scheduled meetings on the 1st and 3rd Tuesdays of each month, at 6:00 P.M., in City Hall at 3101 Goodman Road West.

Water Quality Data Table

The table below lists all of the drinking water contaminants that we detected during the calendar year of this report. The presence of contaminants in the water does not necessarily indicate that the water poses a health risk. Unless otherwise noted, the data presented in this table is from testing done in the calendar year of the report. The EPA or the State requires us to monitor for certain contaminants less than once per year because the concentrations of these contaminants do not change frequently.

Contaminants	MCLG or MRDLG		MCL, TT, or MRDL		Your Water		Range		Sample Date	Violation	Typical Source
	MCLG	MRDLG	MCL	TT	Water	Year	Low	High			
Inorganic Contaminants											
Cyanide [as Free Cn] (ppb)	200		< 15		< 15		< 15	< 15	2011	No	Discharge from plastic and fertilizer factories; Discharge from steel/metal factories.
Antimony (ppb)	6		< 0.50		< 0.50		< 0.50	< 0.50	2011	No	Discharge from petroleum refineries; fire retardants; ceramics; electronics; solder; test addition.
Arsenic (ppb)	0	10	< 0.50		< 0.50		< 0.50	< 0.50	2011	No	Erosion of natural deposits; Runoff from orchards; Runoff from glass and electronics production wastes.
Barium (ppm)	2		0.0142		0.0227		0.0293	0.0293	2011	No	Discharge of drilling wastes; Discharge from metal refineries; Erosion of natural deposits.
Beryllium (ppb)	4		< 0.5		< 0.5		< 0.5	< 0.5	2011	No	Discharge from metal refineries and coal-burning factories; Discharge from electrical, aerospace, and defense industries.
Cadmium (ppb)	5		< 0.5		< 0.5		< 0.5	< 0.5	2011	No	Corrosion of galvanized pipes; Erosion of natural deposits; Discharge from metal refineries; runoff from waste batteries and paints.
Chromium (ppb)	100		0.523		1.47		3.152	3.152	2011	No	Discharge from steel and pulp mills; Erosion of natural deposits.
Fluoride (ppm)	4		< 0.1		< 0.1		< 0.1	< 0.1	2011	No	Erosion of natural deposits; Water additive which promotes strong teeth; Discharge from fertilizer and aluminum factories.
Mercury [Inorganic] (ppb)	2		< 0.5		< 0.5		< 0.5	< 0.5	2011	No	Erosion of natural deposits; Discharge from refineries and factories; Runoff from landfills; Runoff from cropland.
Selenium (ppb)	50		< 2.5		< 2.5		< 2.5	< 2.5	2011	No	Discharge from petroleum and metal refineries; Erosion of natural deposits; Discharge from mines.
Thallium (ppb)	0.5		< 0.5		< 0.5		< 0.5	< 0.5	2011	No	Discharge from electronics, glass, and leaching from ore-processing sites; drug factories.
Nitrate [measured as Nitrogen] (ppm)	10		< 0.08		0.17		0.37	0.37	2011	No	Runoff from fertilizer use; Leaching from septic tanks, sewage; Erosion of natural deposits.
Nitrite [measured as Nitrogen] (ppm)	1		< 0.02		< 0.02		< 0.02	< 0.02	2011	No	Runoff from fertilizer use; Leaching from septic tanks, sewage; Erosion of natural deposits.
Copper (ppm)	1.3		All sites below AL		0.14 (89 th percentile)		All sites below AL	All sites below AL	2011	No	Corrosion of household plumbing systems; Erosion of natural deposits; Leaching from wood preservatives.
Lead (ppb)	0		All sites below AL		1.05 (87 th percentile)		All sites below AL	All sites below AL	2011	No	Corrosion of household plumbing systems; Erosion of natural deposits.
Chlorine ² (ppm)	MRDLG = 4		0.90		1.30		1.60	1.60	2012	No	Water additive used to control microbes.
Halocetic Acids (HAA5) (ppb)	NA		5.0		5.0 (HAA5)		5.0	5.0	2012	No	Byproduct of drinking water chlorination.
Total Trihalo-Methane (ppb)	0		11.31		11.31 (TTHM)		11.31	11.31	2011	No	Byproduct of drinking water chlorination.



Term	Definition
ppm	parts per million, or milligrams per liter (mg/L).
ppb	parts per billion, or micrograms per liter (µg/L).
NA	Not applicable.
ND	Not detected.
NR	Monitoring not required, but recommended.
Important Drinking Water Definitions	
Term	Definition
MCLG	MCLG: Maximum Contaminant Level Goal: The level of a contaminant in drinking water below which there is no known or expected risk to health. MCLGs allow for a margin of safety.
MCL	MCL: Maximum Contaminant Level: The highest level of a contaminant that is allowed in drinking water. MCLs are set as close to the MCLGs as feasible using the best available treatment technology.
TT	TT: Treatment Technique: A required process intended to reduce the level of a contaminant in drinking water.
AL	AL: Action Level: The concentration of a contaminant which, if exceeded, triggers treatment or other requirements which a water system must follow.
Variance and Exemption	Variances and Exemptions: State or EPA permission not to meet an MCL or a treatment technique under certain conditions.
MRDLG	Maximum residual disinfection level goal. The level of a drinking water disinfectant below which there is no known or expected risk to health. MRDLGs do not reflect the benefits of the use of disinfectants to control microbial contaminants.
MNR	MNR: Monitored, Not Regulated.
MRDL	Maximum Residual Disinfection Level: The highest level of a disinfectant allowed in drinking water. There is convincing evidence that addition of a disinfectant is necessary for control of contaminants.
MPL	MPL: State Assigned Maximum Permissible Level.

Horn Lake RECEIVED - WATER SUPPLY
Twin Lakes 2013 JUN - 7 AM 10: 24

United States Postal Service

Postage Statement - Standard Mail

Post Office: Note Mail Arrival Date & Time (Do Not Round-Stamp)

Mailer Permit Holder's Name and Address and Email Address, if Any Telephone 662-890-6404 Neel Schaeffer Tom Bartlett 5740 Getwell Bldg @ Southaven, MS 38672-0000 CAPS Cust. Ref. No. CRID	Name and Address of Mailing Agent (if other than permit holder) Telephone 901-332-6300 Baber Inc Tom Bartlett 3135 Millbranch Rd Memphis, TN 38116-1917 CRID 3609272	Name and Address of Individual or Organization for Which Mailing is Prepared (if other than permit holder) Horn Lake Utility and Sanitation Dept Tom Bartlett - 147835HL 3101 Goodman Rd W Horn Lake, MS 38637-0000 CRID
		Name and Address of Individual or Organization for Which Mailing is Prepared (if other than permit holder) Horn Lake Utility and Sanitation Dept Tom Bartlett - 147835HL 3101 Goodman Rd W Horn Lake, MS 38637-0000 CRID

Post Office of Mailing Memphis, TN 38101-7501 Type of Postage <input checked="" type="checkbox"/> Permit Imprint <input type="checkbox"/> Precanceled Stamps <input type="checkbox"/> Metered	Processing Category <input checked="" type="checkbox"/> Letters <input type="checkbox"/> Catalogs <input type="checkbox"/> Flats <input type="checkbox"/> Marketing Parcels <input type="checkbox"/> Parcels - Machinable <input type="checkbox"/> Parcels - Irregular <input type="checkbox"/> CMM	Mailer's Mailing Date May 28, 2013 Weight of a Single Piece 0.0375 pounds	Federal Agency Cost Code Combined Mailing <input type="checkbox"/> Mixed Class <input type="checkbox"/> Single Class	Statement Seq. No. 142843 Total # of Pieces in Mailing 5,157 Total Weight 193.3875	No. and Type of Containers 0 Sacks 2 1 ft. Letter Trays 18 2 ft. Letter Trays 0 EMM Letter Trays 0 Flat Trays 0 Pallets 0 Other
Permit # 380	For Mail Enclosed within Another Class <input type="checkbox"/> Periodicals <input type="checkbox"/> Mailpiece is a product sample. <input type="checkbox"/> Bound Printed Matter <input checked="" type="checkbox"/> Library Mail <input type="checkbox"/> Media Mail <input type="checkbox"/> Parcel Post		% samples.		
For Automation Pieces, Enter Date of Address Matching and Coding 05/23/2013	For Carrier Route Pieces, Enter Date of Address Matching and Coding 05/23/2013	For Carrier Route Pieces, Enter Date of Carrier Route Sequencing	For Pieces Bearing a Simplified Address Enter Date of Delivery Statistics File or Alternative Method		
Move Update Method: <input type="checkbox"/> Ancillary Service Endorsement <input checked="" type="checkbox"/> n/a Alternative Address Format <input type="checkbox"/> NCOA Link <input type="checkbox"/> ACS <input type="checkbox"/> Alternative Method <input type="checkbox"/> Multiple <input type="checkbox"/> OneCode ACS					

Parts Completed (Select all that apply) <input checked="" type="checkbox"/> A <input checked="" type="checkbox"/> B <input type="checkbox"/> C <input type="checkbox"/> D <input type="checkbox"/> E <input type="checkbox"/> F <input type="checkbox"/> G <input type="checkbox"/> H <input type="checkbox"/> L <input type="checkbox"/> M <input type="checkbox"/> S <input type="checkbox"/> NSA <input type="checkbox"/> Letter-size or flat mailpiece contains DVD/CD or other disk.	1 Subtotal Postage (Add Parts Totals) \$1,053.05
2 Price at Which Postage Affixed (Check one). Complete if the mailing includes pieces bearing metered/PC Postage or precanceled stamps. <input type="checkbox"/> Correct <input type="checkbox"/> Lowest <input type="checkbox"/> Neither	pcs. x \$ = Postage Affixed
3 Incentive/Discount Flat Dollar Amount:	-
4 Fee Flat Dollar Amount:	+
5 Permit #	Net Postage Due (Line 1 +/- Lines 2, 3, 4) \$1,053.05

Additional Postage Payment (State reason) For postage affixed, add additional payment to net postage due; for permit imprint add additional payment to total postage.	Total Adjusted Postage Affixed
Postmaster: Report Total Postage in AIC 130 (Permit Imprint Only, Excluding Simplified Addressing (EDDM))	Total Adjusted Postage Permit Imprint
Postmaster: Report Total Postage in AIC 208 (Simplified Addressing (EDDM), Permit Imprint Only)	Total Adjusted Postage Simplified Addressing (EDDM)

Incentive/Discount Claimed: _____ Type of Fee: _____

The mailer's signature certifies acceptance of liability for and agreement to pay any revenue deficiencies assessed on this mailing, subject to appeal. If an agent signs this form, the agent certifies that he or she is authorized to sign on behalf of the mailer and that the mailer is bound by the certification and agrees to pay any deficiencies. In addition, agents may be liable for any deficiencies resulting from matters within their responsibility, knowledge, or control. The mailer hereby certifies that all information furnished on this form is accurate, truthful, and complete; that the mail and the supporting documentation comply with all postal standards and the mailing qualifies for the prices and fees claimed; and that the mailing does not contain any matter prohibited by law or postal regulation. I understand that anyone who furnishes false or misleading information on this form or who omits information requested on this form may be subject to criminal and/or civil penalties, including fines and imprisonment.

Privacy Notice: For information regarding our Privacy Policy visit www.usps.com.

Signature of Mailer or Agent Tom Bartlett	Printed Name of Mailer or Agent Signing Form Tom Bartlett	Telephone 901-332-6300
--	--	---------------------------

USPS Use Only To be completed in non-Postal/One/ sites	Weight of a Single Piece 0. _____ pound	Are postage figures at left adjusted from mailer's entries? If yes, reason: <input type="checkbox"/> Yes <input type="checkbox"/> No	USPS Use Only To be completed in non-Postal/One/ sites
	Total Pieces _____ Total Weight _____	Round Stamp (Required) Payment Date	
	Total Postage _____		
	Presort Verification Performed? (if required) <input type="checkbox"/> Yes <input type="checkbox"/> No CERTIFY that this mailing has been inspected for each item below if required: (1) eligibility for postage prices claimed; (2) proper preparation (and presort where required); (3) proper completion of postage statement; (4) payment of annual fee; and (5) sufficient funds on deposit (if required)		
	USPS Employee's Signature _____		
Print USPS Employee's Name _____			